

Amundi Euro Stoxx Banks UCITS ETF Acc (LU1829219390) Risque=6



De 2021-05-31 (cours=93.92) à 2026-05-29(cours=343.60)

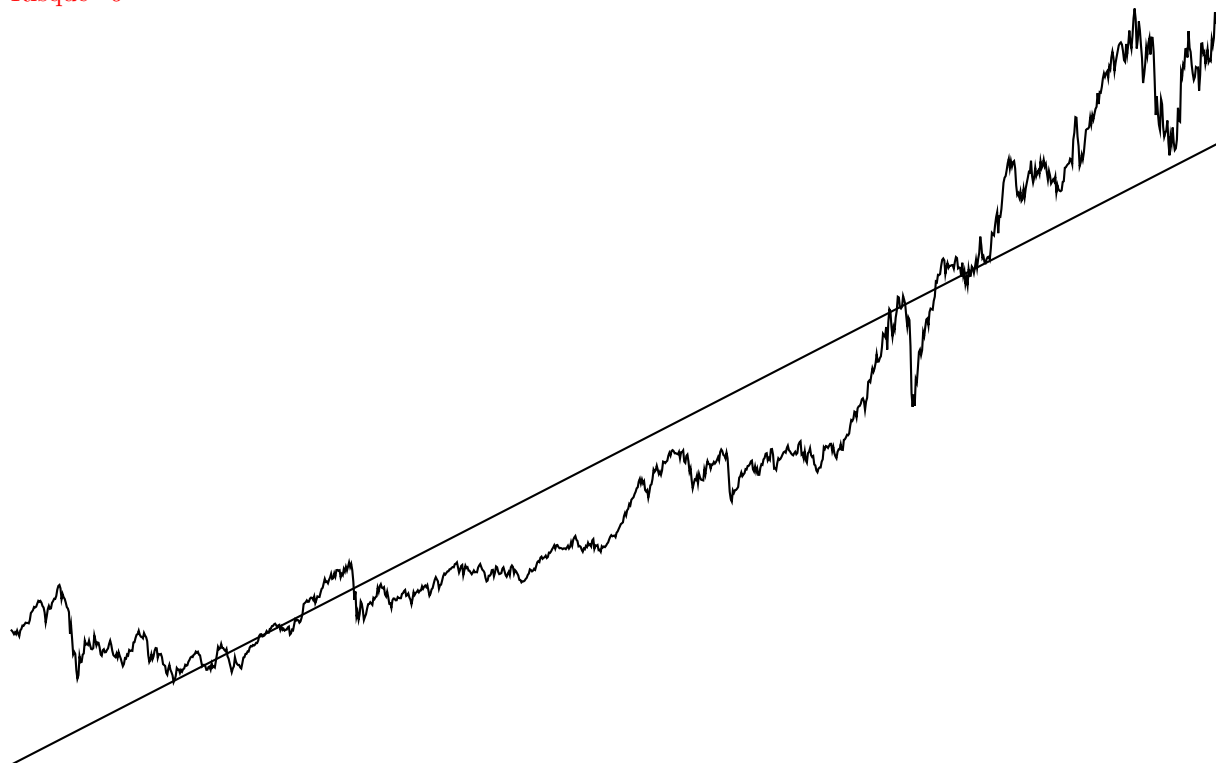
Minimum 2022-07-14(cours=74.70); Maximum 2026-02-03(cours=346.92)

Equation droite :  $0.18931 X + 37.88739$  nb valeurs=1281

Performance : 282.37186; cours théorique du 2026-05-29 = 280.39 ecart=22.54%

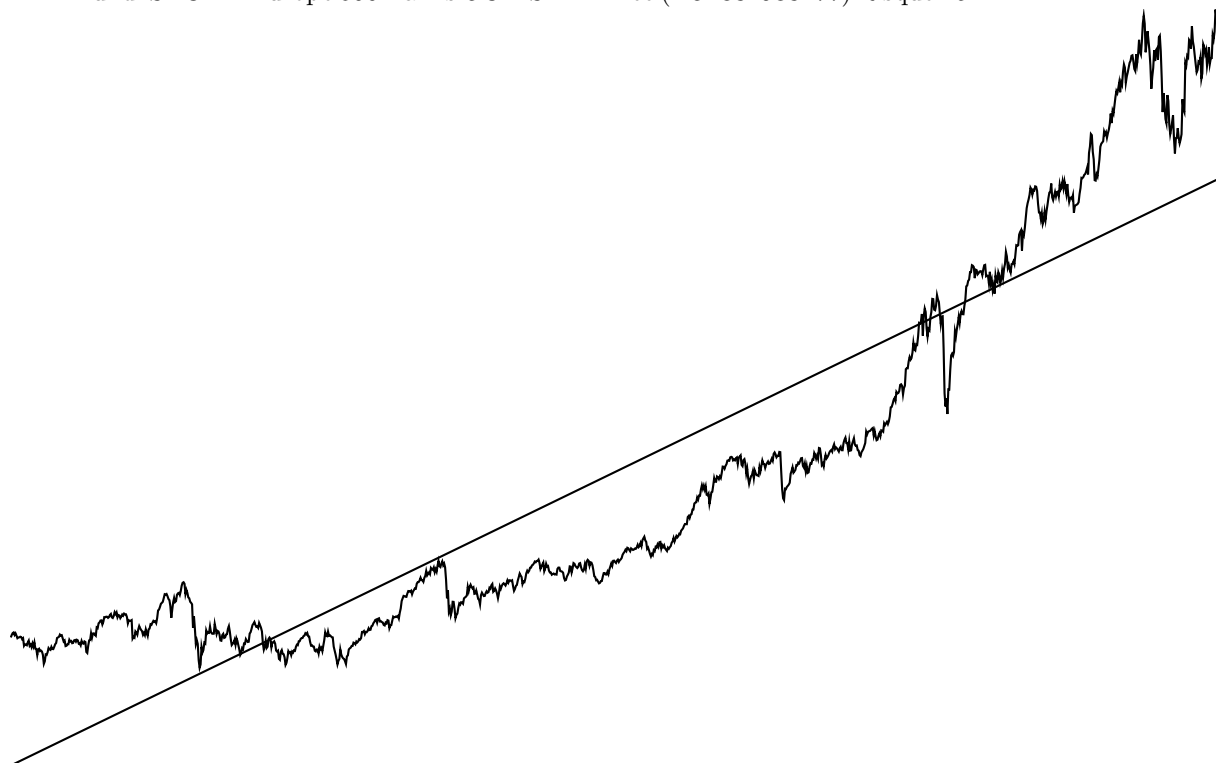
<https://www.boursorama.com/bourse/trackers/cours/1rTBNKE/>

iShares EURO STOXX Banks 30-15 UCITS ETF (DE) EUR (Acc) (DE000A2QP372)  
Risque=6



De 2021-12-08 (cours=5.12) à 2026-05-29(cours=18.16)  
Minimum 2022-07-14(cours=4.01); Maximum 2026-02-03(cours=18.33)  
Equation droite :  $0.01158 X + 2.24721$  nb valeurs=1144  
Performance : 266.86497; cours théorique du 2026-05-29 = 15.49 ecart=17.23%  
<https://www.boursorama.com/bourse/trackers/cours/1rAEXA1/>

Amundi STOXX Europe 600 Banks UCITS ETF Acc (LU1834983477) Risque=5



De 2021-05-31 (cours=18.77) à 2026-05-29(cours=64.92)

Minimum 2022-03-07(cours=16.52); Maximum 2026-05-25(cours=65.33)

Equation droite :  $0.03401 X + 9.26919$  nb valeurs=1281

Performance : 208.10483; cours théorique du 2026-05-29 = 52.84 ecart=22.88%

<https://www.boursorama.com/bourse/trackers/cours/1rTBNK/>

Amundi MSCI Greece UCITS ETF Dist (FR0010405431) Risque=5



De 2021-05-31 (cours=0.98) à 2026-05-29(cours=2.60)

Minimum 2022-03-08(cours=0.83); Maximum 2026-02-04(cours=2.67)

Equation droite :  $0.00128 X + 0.64971$  nb valeurs=1281

Performance : 114.52816; cours théorique du 2026-05-29 = 2.29 écart=13.65%

<https://www.boursorama.com/bourse/trackers/cours/1rTGRE/>

Amundi IBEX 35 UCITS ETF - Acc (FR0010655746) Risque=5



De 2021-05-31 (cours=195.66) à 2026-05-29(cours=471.65)  
Minimum 2022-10-12(cours=163.28); Maximum 2026-05-25(cours=471.95)  
Equation droite :  $0.21304 X + 126.92514$  nb valeurs=1280  
Performance : 95.61299; cours théorique du 2026-05-29 = 399.62 ecart=18.03%  
<https://www.boursorama.com/bourse/trackers/cours/1rTCS1/>

AMUNDI ITALY MIB ESG (LU1681037518) Risque=5



De 2021-05-31 (cours=50.96) à 2026-05-29(cours=123.82)

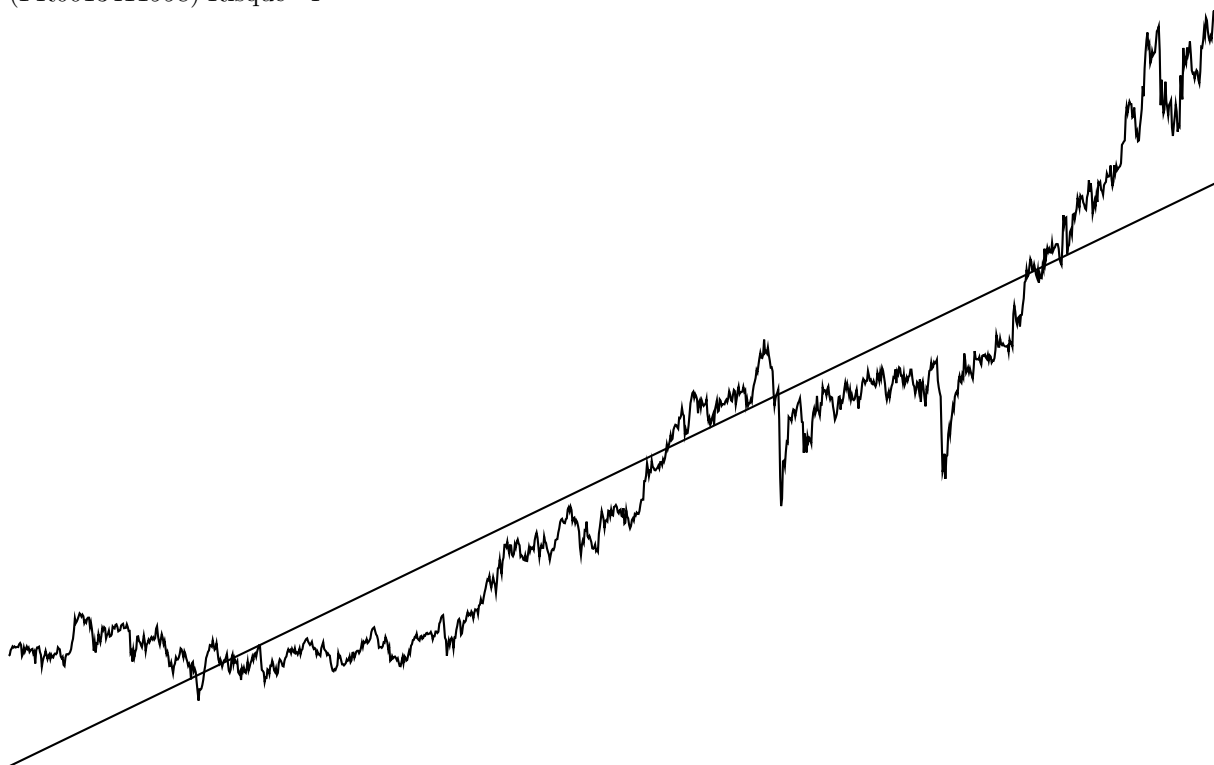
Minimum 2022-09-29(cours=42.91); Maximum 2026-05-25(cours=124.14)

Equation droite :  $0.05296 X + 37.94902$  nb valeurs=1280

Performance : 81.23281; cours théorique du 2026-05-29 = 105.74 ecart=17.10%

<https://www.boursorama.com/bourse/trackers/cours/1rTFMI/>

AMUNDI ETF PEA JAPAN TOPIX UCITS ETF - DAILY HEDGED EUR  
(FR0013411998) Risque=4



De 2021-05-31 (cours=24.00) à 2026-05-29(cours=56.26)

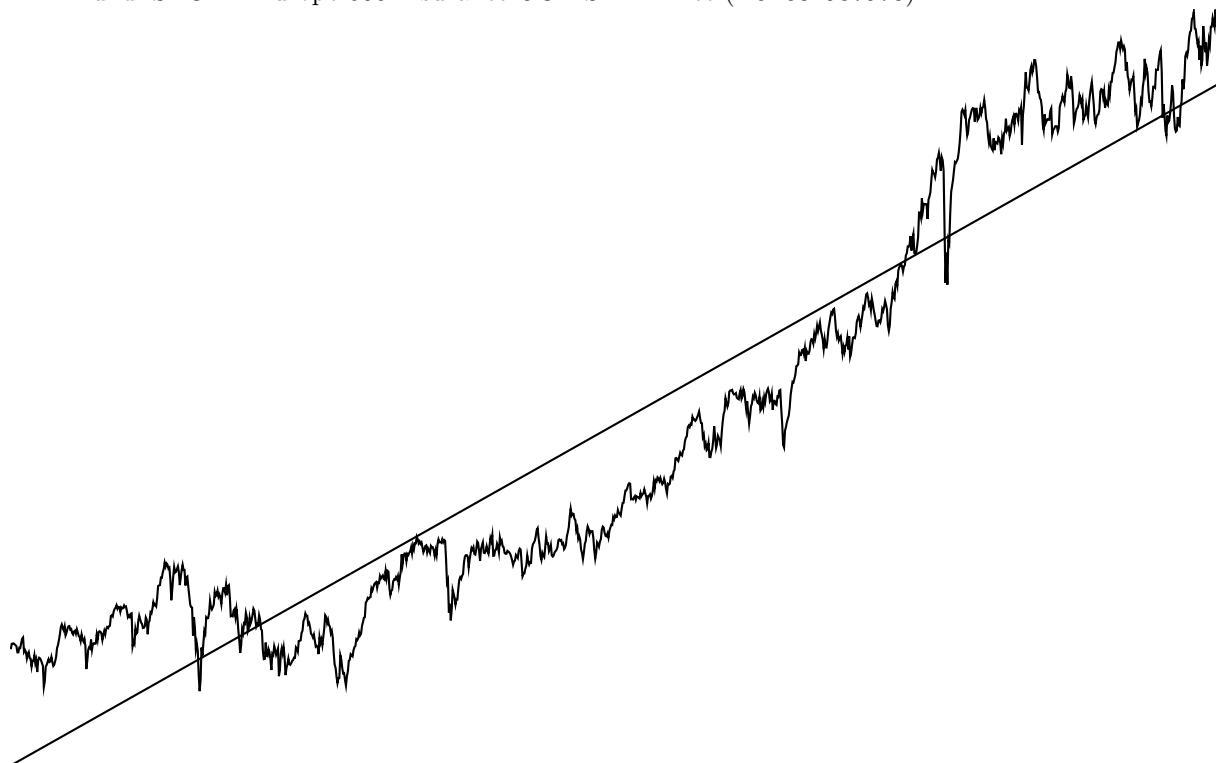
Minimum 2022-03-08(cours=21.75); Maximum 2026-05-26(cours=56.36)

Equation droite :  $0.02289 X + 18.44724$  nb valeurs=1281

Performance : 72.15535; cours théorique du 2026-05-29 = 47.77 ecart=17.79%

<https://www.boursorama.com/bourse/trackers/cours/1rTTPXH/>

Amundi STOXX Europe 600 Insurance UCITS ETF Acc (LU1834987973)



De 2021-05-31 (cours=44.34) à 2026-05-29(cours=87.57)

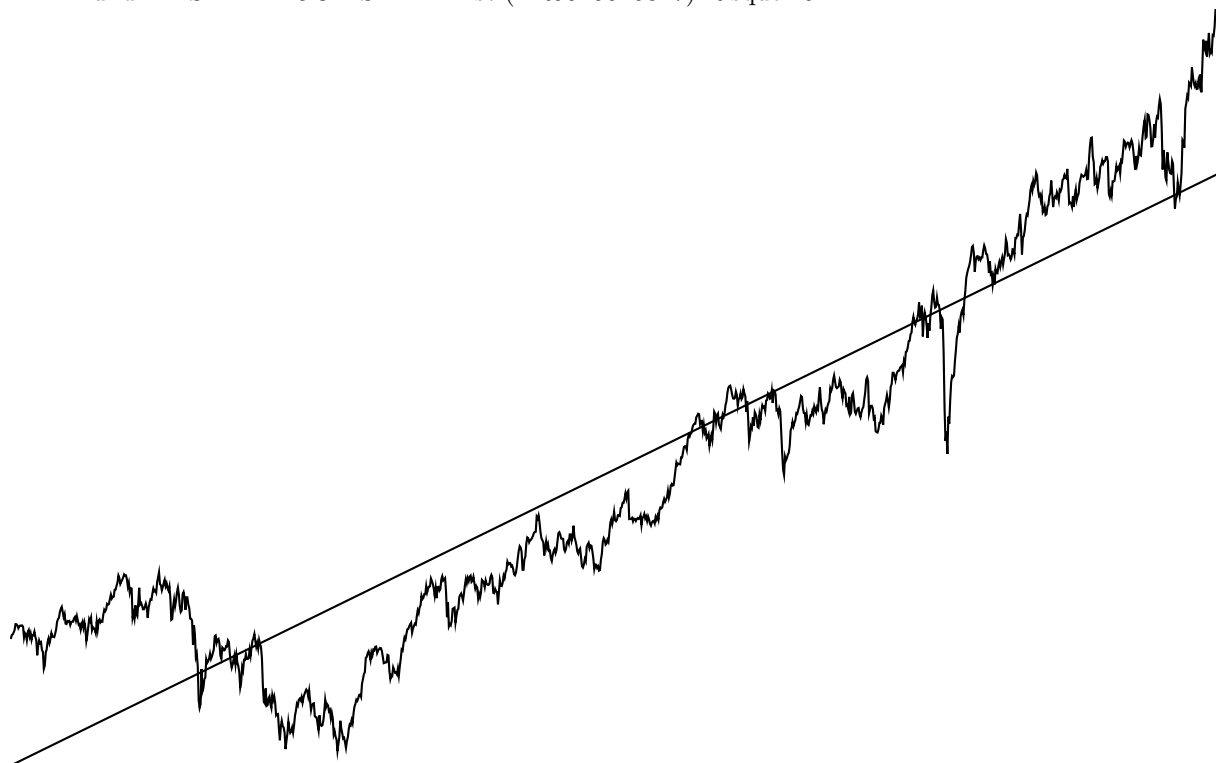
Minimum 2022-03-07(cours=41.31); Maximum 2026-05-25(cours=90.61)

Equation droite :  $0.03854 X + 35.93344$  nb valeurs=1281

Performance : 62.54891; cours théorique du 2026-05-29 = 85.30 ecart=2.67%

<https://www.boursorama.com/bourse/trackers/cours/1rTINS/>

Amundi FTSE MIB UCITS ETF Dist (FR0010010827) Risque=5



De 2021-05-31 (cours=24.52) à 2026-05-29(cours=51.00)

Minimum 2022-09-29(cours=19.77); Maximum 2026-05-25(cours=51.19)

Equation droite :  $0.01961 X + 19.16084$  nb valeurs=1281

Performance : 58.94235; cours théorique du 2026-05-29 = 44.28 ecart=15.18%

<https://www.boursorama.com/bourse/trackers/cours/1rTMIB/>

Amundi PEA US Tech ESG UCITS ETF (FR0013412269) Risque=5



De 2021-05-31 (cours=32.27) à 2026-05-29(cours=79.82)

Minimum 2022-12-28(cours=29.38); Maximum 2026-05-29(cours=79.82)

Equation droite :  $0.02887 X + 28.44424$  nb valeurs=1281

Performance : 56.94611; cours théorique du 2026-05-29 = 65.43 ecart=22.00%

<https://www.boursorama.com/bourse/trackers/cours/1rTPANX/>

LYXOR UCITS ETF PEA NASDAQ-100 C-EUR (FR0011871110) Risque=5



De 2021-05-31 (cours=44.31) à 2026-05-29(cours=104.26)

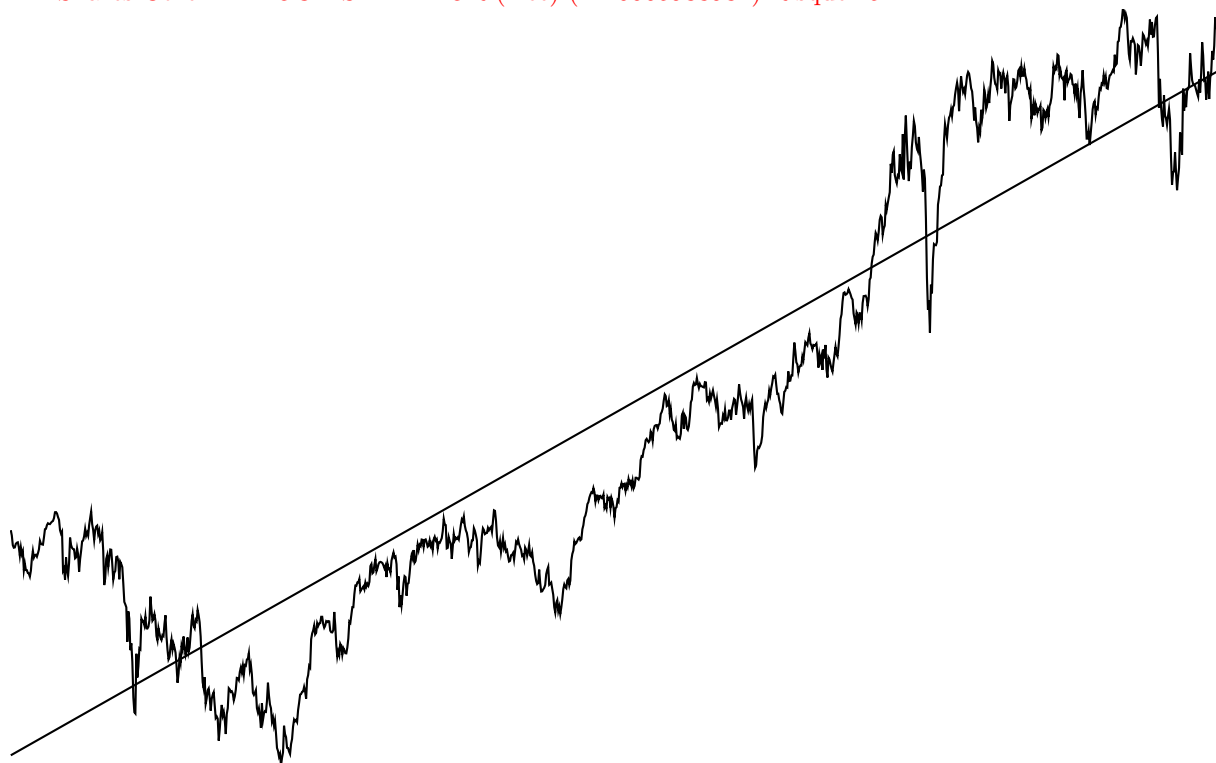
Minimum 2022-12-28(cours=40.20); Maximum 2026-05-29(cours=104.26)

Equation droite :  $0.03729 X + 39.69409$  nb valeurs=1281

Performance : 53.30420; cours théorique du 2026-05-29 = 87.46 ecart=19.21%

<https://www.boursorama.com/bourse/trackers/cours/1rTPUST/>

iShares Core DAX UCITS ETF EUR (Acc) (DE0005933931) Risque=5



De 2021-09-06 (cours=135.16) à 2026-05-29(cours=207.75)

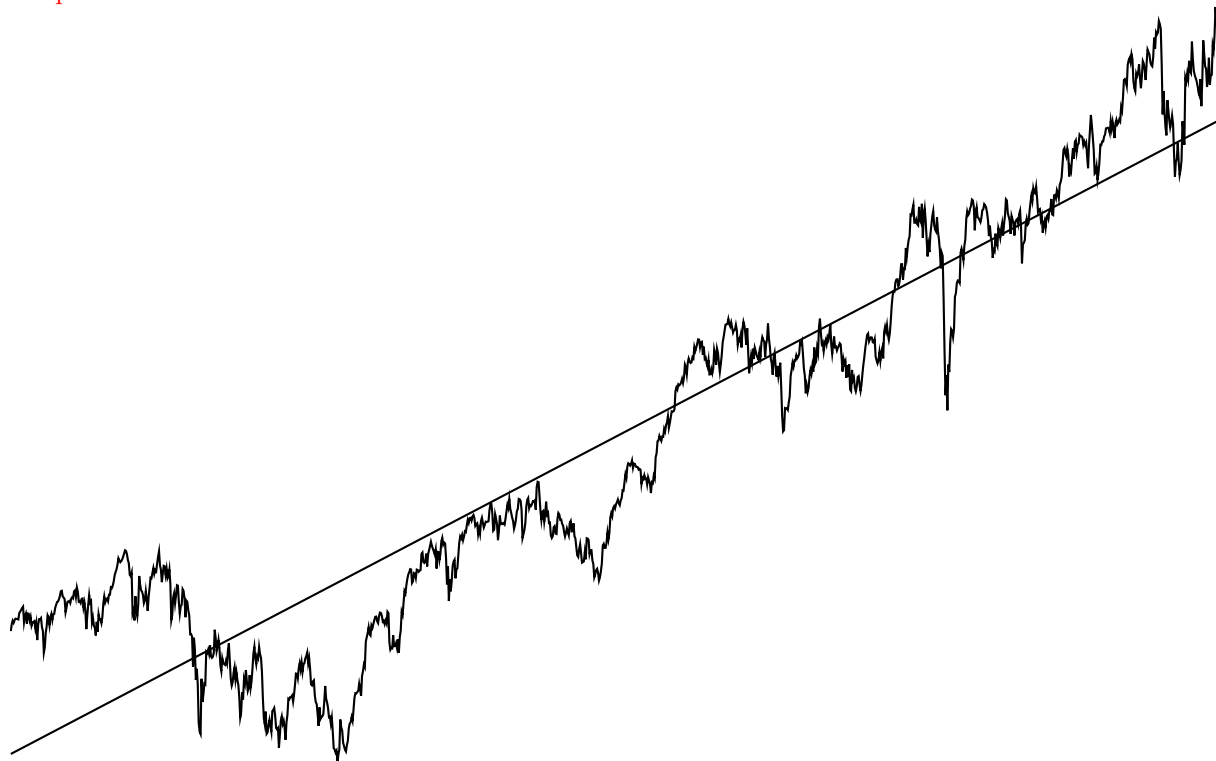
Minimum 2022-09-29(cours=101.04); Maximum 2026-01-12(cours=210.65)

Equation droite :  $0.08256 X + 102.51531$  nb valeurs=1204

Performance : 43.20407; cours théorique du 2026-05-29 = 201.92 ecart=2.89%

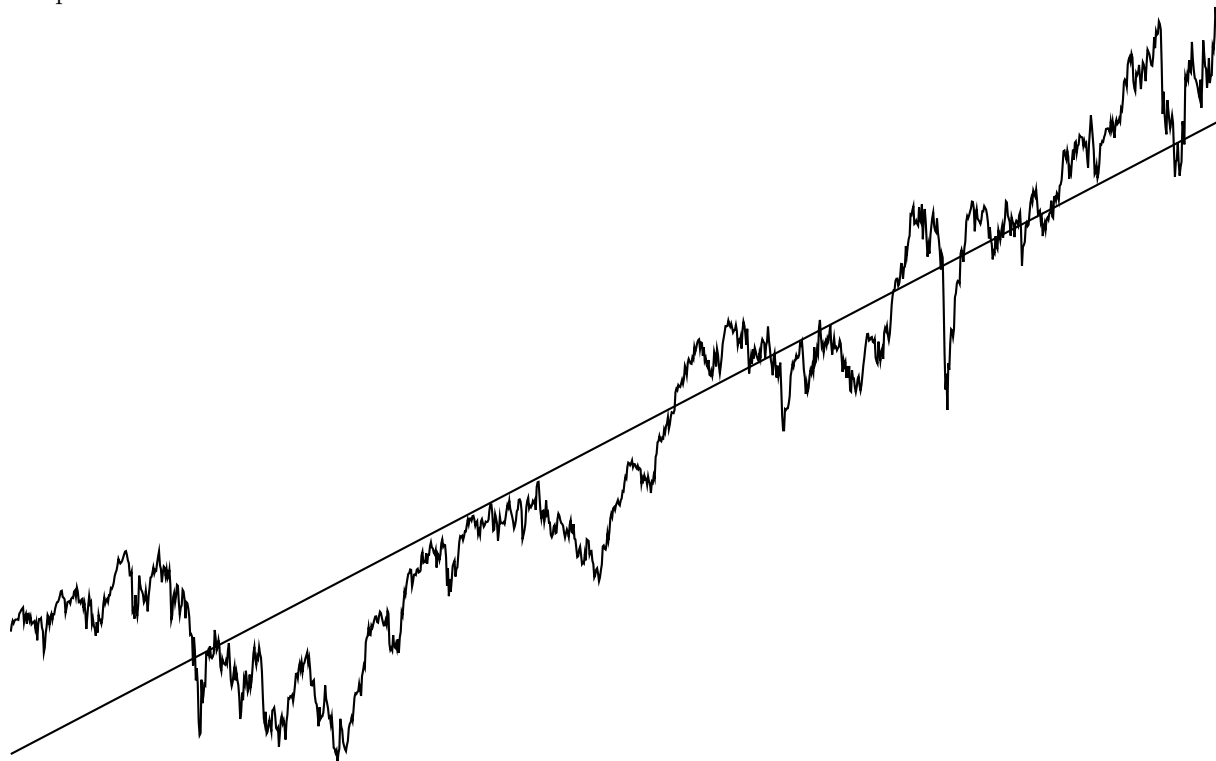
<https://www.boursorama.com/bourse/trackers/cours/1rAEXS1/>

iShares Core EURO STOXX 50 UCITS ETF EUR (Acc) (IE00B53L3W79)  
Risque=5



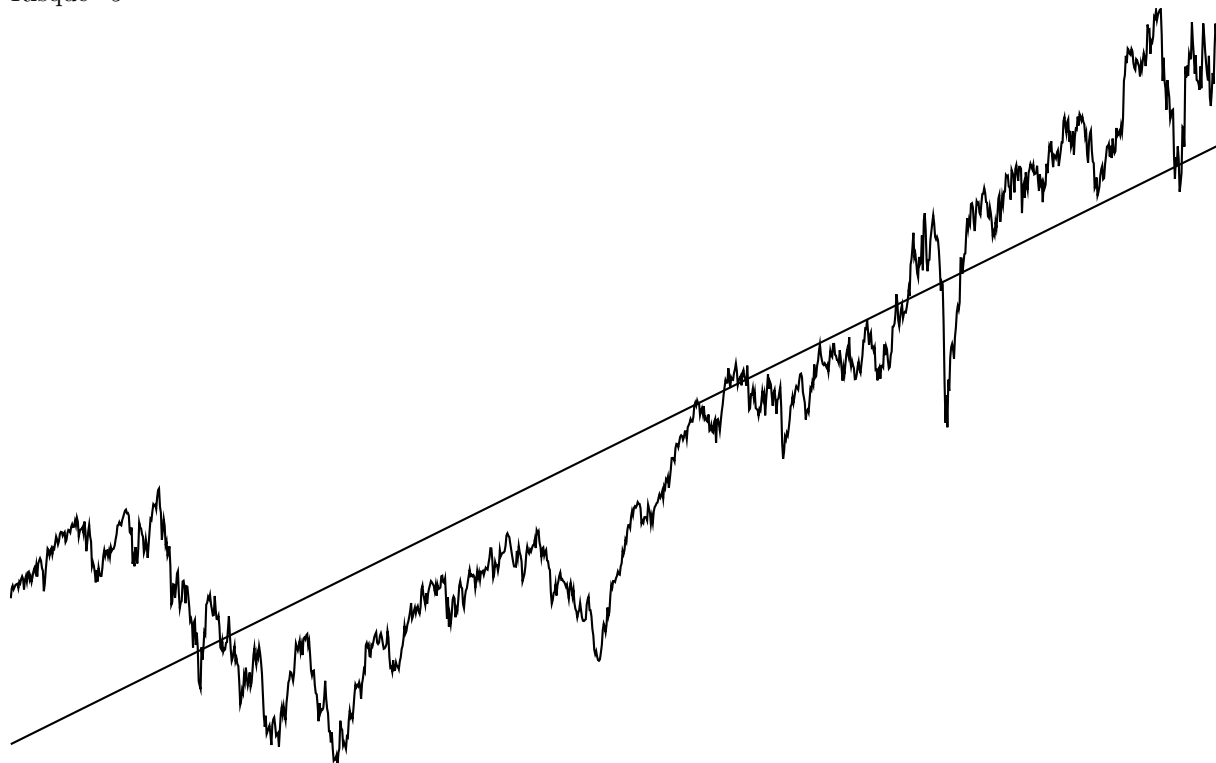
De 2021-05-31 (cours=135.78) à 2026-05-29(cours=235.10)  
Minimum 2022-09-29(cours=114.12); Maximum 2026-05-25(cours=238.35)  
Equation droite :  $0.08138 X + 115.58365$  nb valeurs=1281  
Performance : 40.99595; cours théorique du 2026-05-29 = 219.83 ecart=6.95%  
<https://www.boursorama.com/bourse/trackers/cours/1rACSX5/>

AMUNDI EURO STOXX 50 UCITS ETF DR - EUR (C) (LU1681047236)  
Risque=5



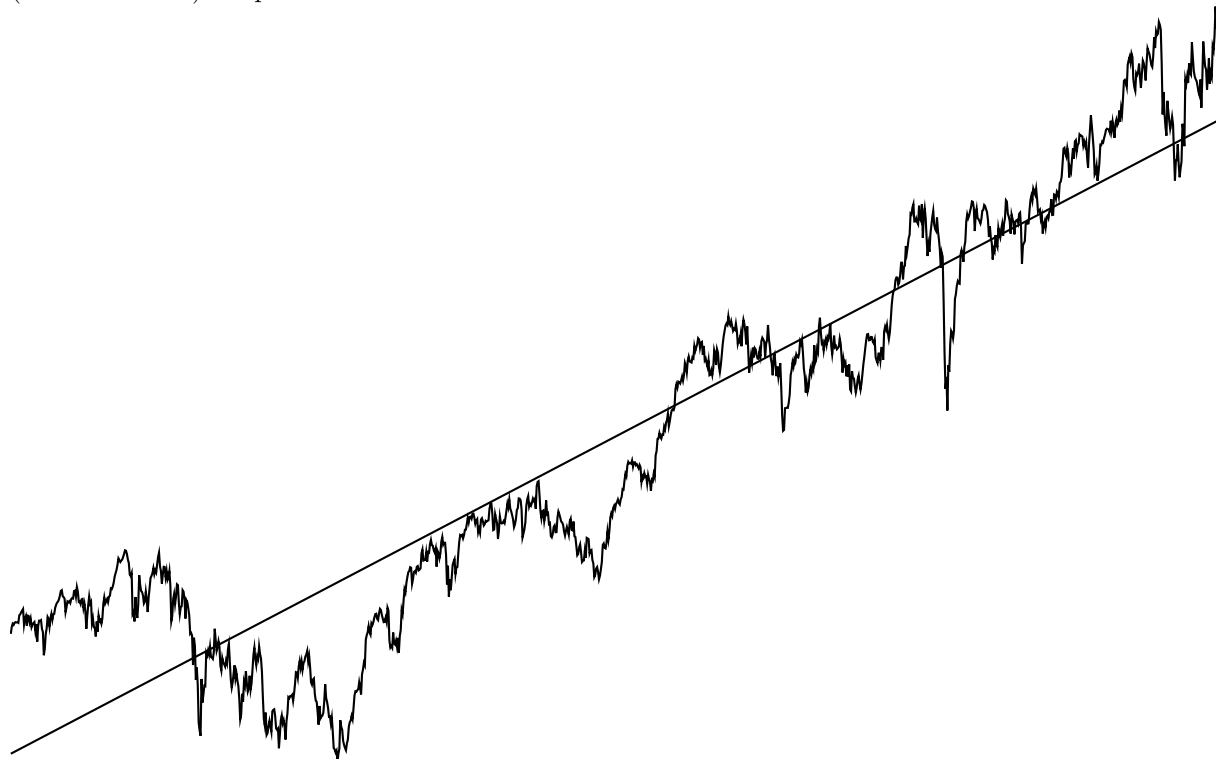
De 2021-05-31 (cours=93.46) à 2026-05-29(cours=162.06)  
Minimum 2022-09-29(cours=78.60); Maximum 2026-05-25(cours=164.20)  
Equation droite :  $0.05601 X + 79.59750$  nb valeurs=1281  
Performance : 40.97607; cours théorique du 2026-05-29 = 151.35 ecart=7.08%  
<https://www.boursorama.com/bourse/trackers/cours/1rTC50/>

Amundi STOXX Europe 600 Industrials UCITS ETF Acc (LU1834987890)  
Risque=5



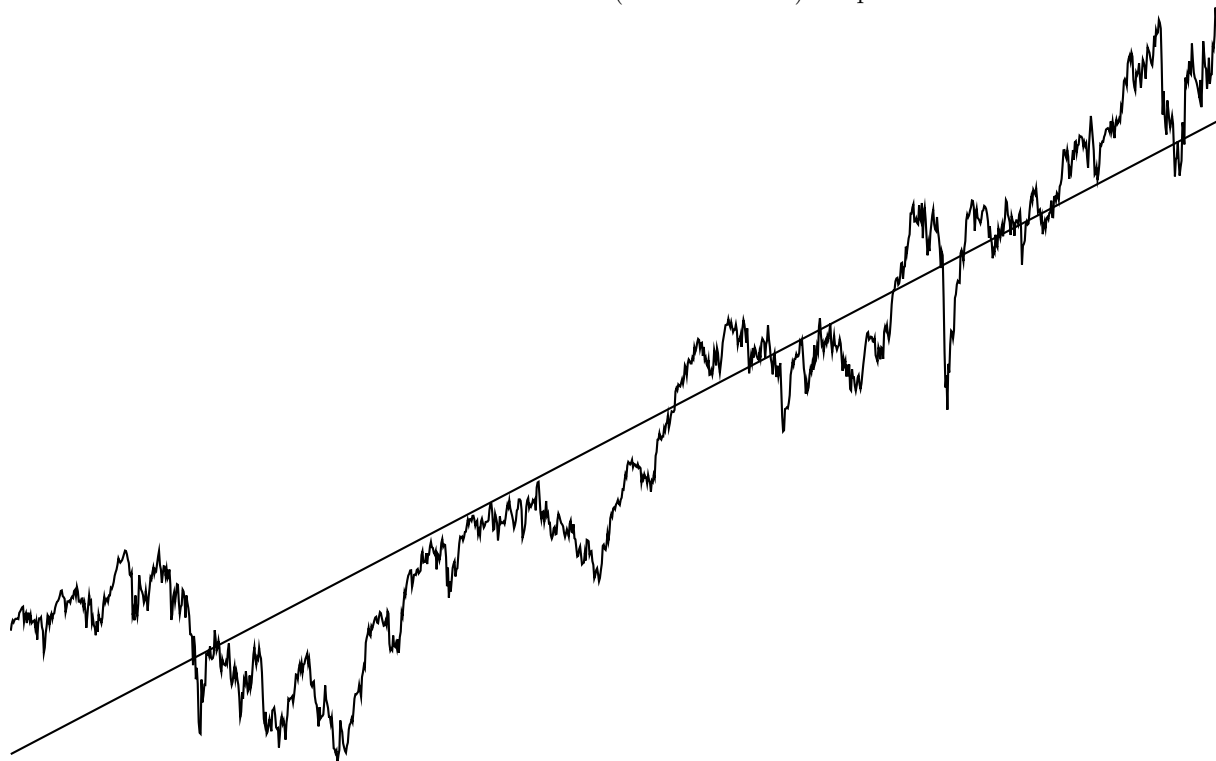
De 2021-05-31 (cours=87.51) à 2026-05-29(cours=151.06)  
Minimum 2022-09-29(cours=68.92); Maximum 2026-02-27(cours=153.28)  
Equation droite :  $0.05225 X + 71.22805$  nb valeurs=1281  
Performance : 40.74936; cours théorique du 2026-05-29 = 138.16 ecart=9.34%  
<https://www.boursorama.com/bourse/trackers/cours/1rTIND/>

BNP Paribas Easy EURO STOXX 50 UCITS ETF EUR Capitalisation  
(FR0012739431) Risque=5



De 2021-05-31 (cours=11.46) à 2026-05-29(cours=19.88)  
Minimum 2022-09-29(cours=9.68); Maximum 2026-05-25(cours=20.14)  
Equation droite :  $0.00685 X + 9.80094$  nb valeurs=1281  
Performance : 40.74636; cours théorique du 2026-05-29 = 18.58 ecart=7.02%  
<https://www.boursorama.com/bourse/trackers/cours/1rTETDD/>

Amundi EURO STOXX 50 II UCITS ETF Acc (FR0007054358) Risque=5



De 2021-05-31 (cours=39.78) à 2026-05-29(cours=68.66)

Minimum 2022-09-29(cours=33.44); Maximum 2026-05-25(cours=69.57)

Equation droite :  $0.02367 X + 33.88758$  nb valeurs=1281

Performance : 40.67290; cours théorique du 2026-05-29 = 64.21 ecart=6.93%

<https://www.boursorama.com/bourse/trackers/cours/1rTMSE/>

Lyxor PEA S&P 500 UCITS ETF - Capi. (FR0011871128) Risque=5



De 2021-05-31 (cours=28.49) à 2026-05-29(cours=56.97)

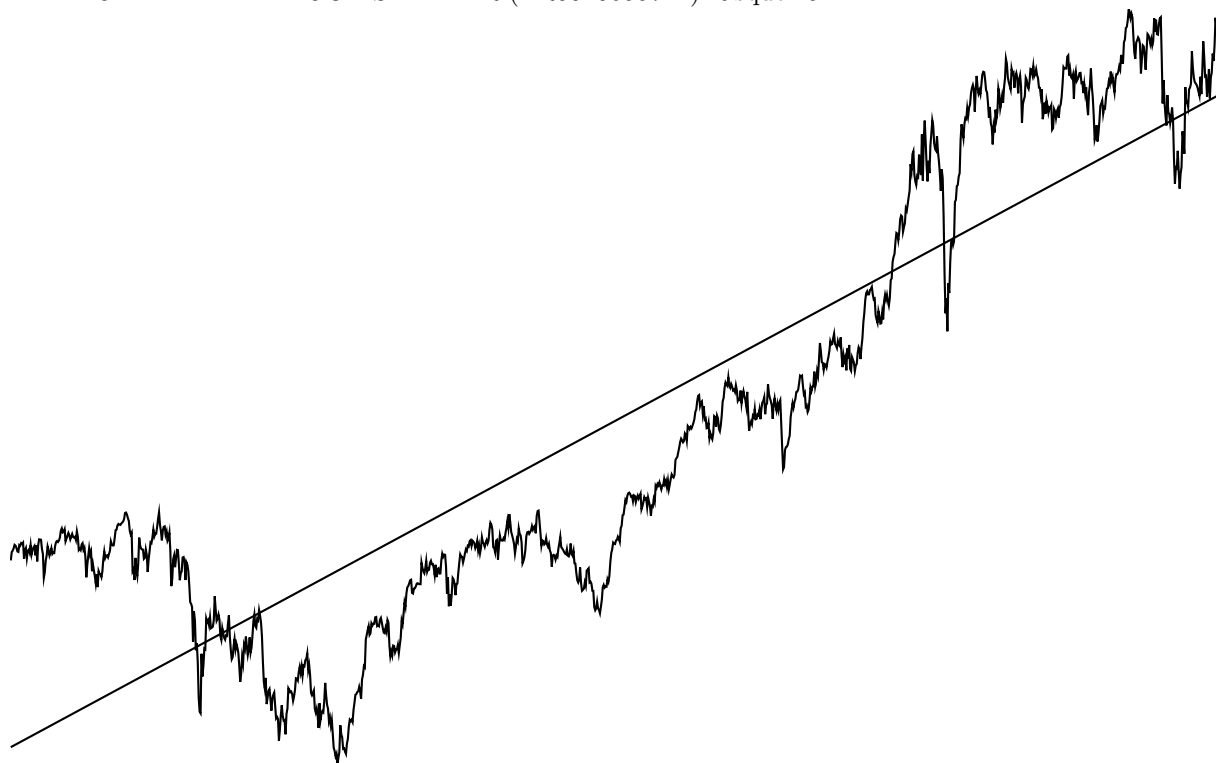
Minimum 2021-05-31(cours=28.49); Maximum 2026-05-29(cours=56.97)

Equation droite :  $0.01911 X + 27.30770$  nb valeurs=1281

Performance : 40.37836; cours théorique du 2026-05-29 = 51.79 ecart=10.02%

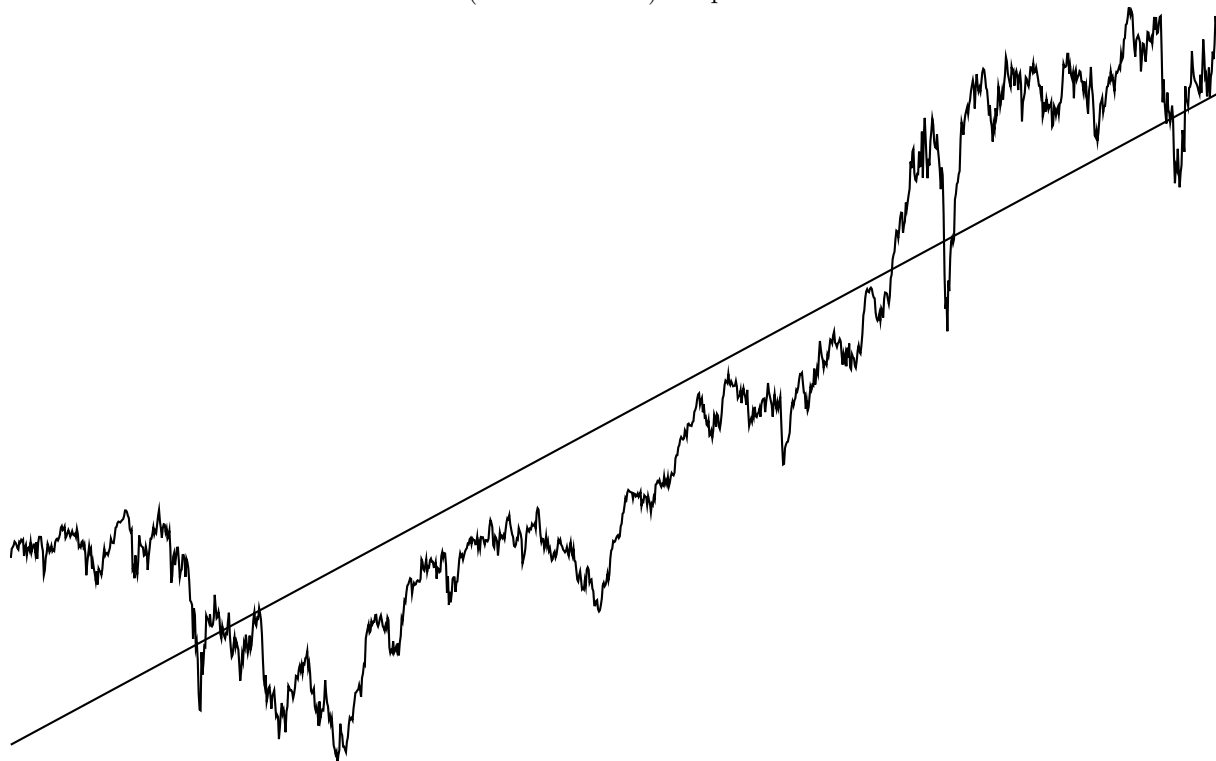
<https://www.boursorama.com/bourse/trackers/cours/1rTPSP5/>

AMUNDI ETF DAX UCITS ETF DR (FR0010655712) Risque=5



De 2021-05-31 (cours=279.85) à 2026-05-29(cours=444.10)  
Minimum 2022-09-29(cours=216.05); Maximum 2026-01-12(cours=451.25)  
Equation droite :  $0.15859 X + 221.74771$  nb valeurs=1281  
Performance : 39.66632; cours théorique du 2026-05-29 = 424.90 ecart=4.52%  
<https://www.boursorama.com/bourse/trackers/cours/1rTCG1/>

Amundi DAX III UCITS ETF Acc (LU0252633754) Risque=5



De 2021-05-31 (cours=144.28) à 2026-05-29(cours=228.45)

Minimum 2022-09-29(cours=111.40); Maximum 2026-01-13(cours=232.35)

Equation droite :  $0.08150 X + 114.40185$  nb valeurs=1281

Performance : 39.49887; cours théorique du 2026-05-29 = 218.80 ecart=4.41%

<https://www.boursorama.com/bourse/trackers/cours/1rTDAX/>

AMUNDI MSCI WORLD UCITS ETF - EUR (LU1681043599) Risque=4



De 2021-05-31 (cours=367.87) à 2026-05-29(cours=672.00)

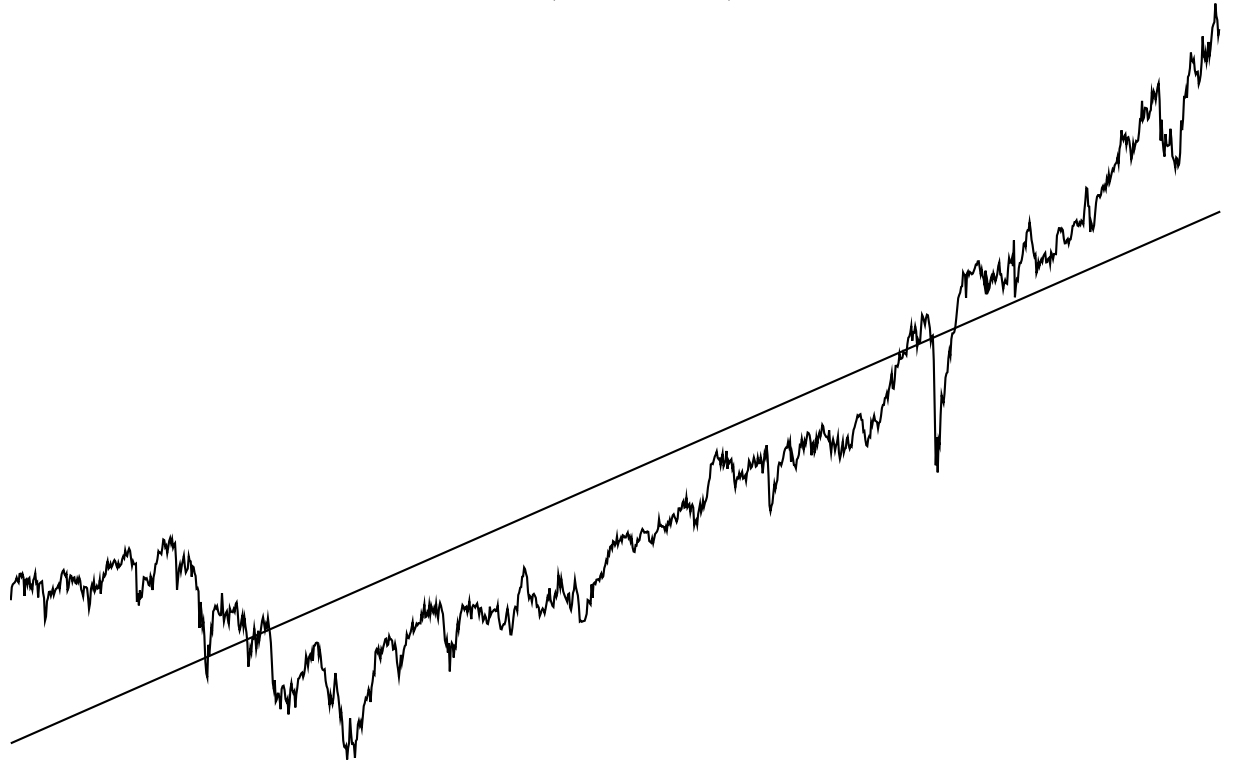
Minimum 2022-06-17(cours=364.61); Maximum 2026-05-25(cours=672.50)

Equation droite :  $0.20509 X + 345.97347$  nb valeurs=1281

Performance : 33.95416; cours théorique du 2026-05-29 = 608.69 ecart=10.40%

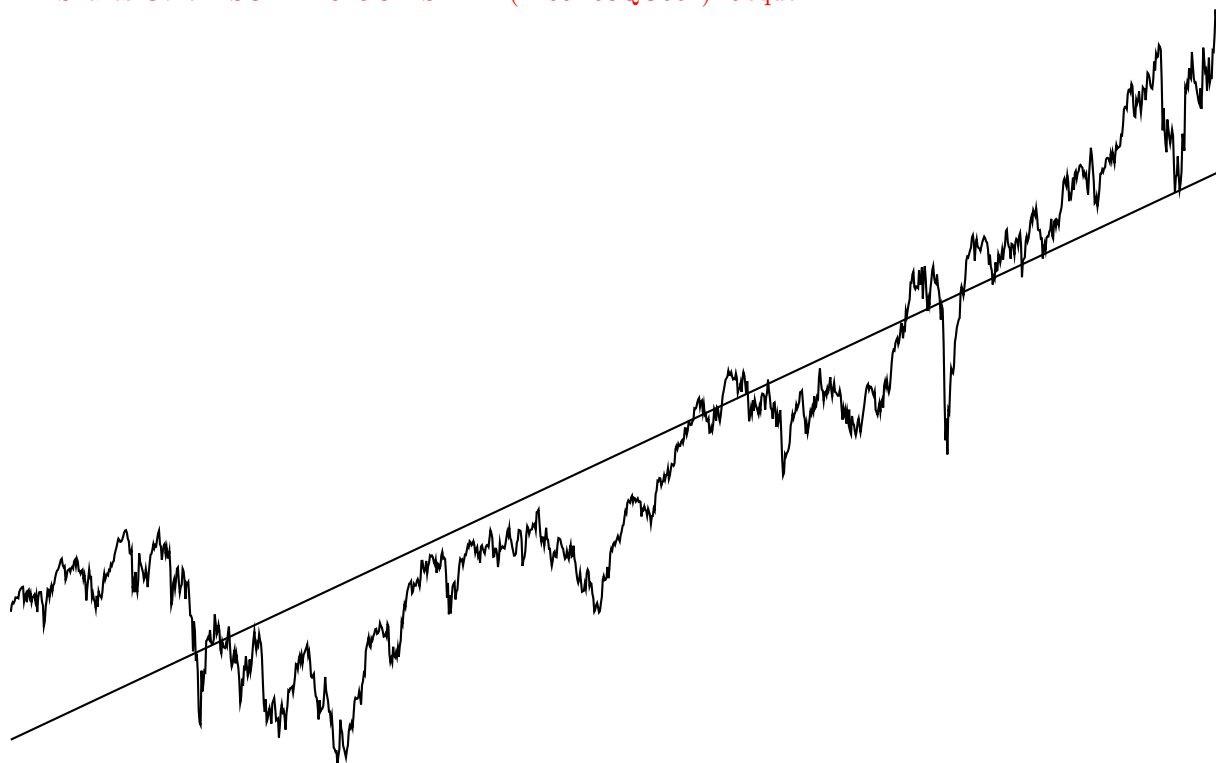
<https://www.boursorama.com/bourse/trackers/cours/1rTCW8/>

BNP Paribas Easy ESG Dividend Europe (LU1615090864) Risque=5



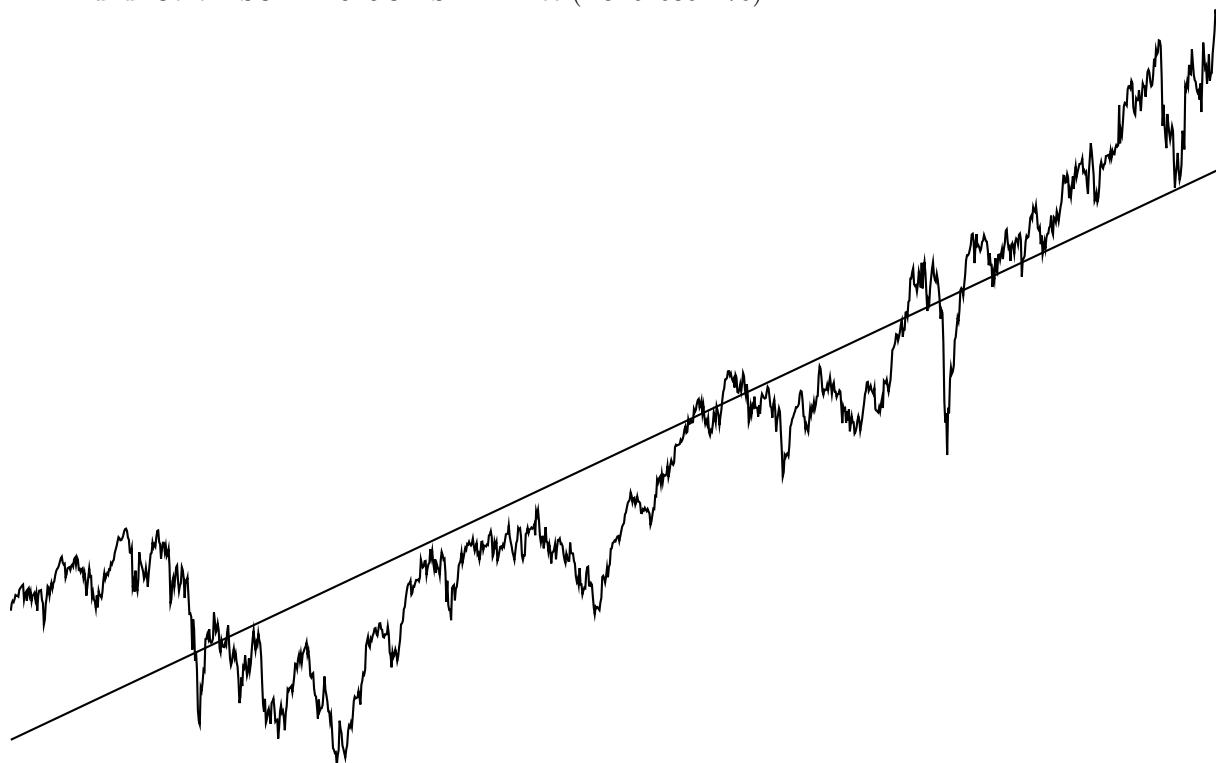
De 2021-05-31 (cours=110.86) à 2026-05-29(cours=188.22)  
Minimum 2022-09-29(cours=89.29); Maximum 2026-05-25(cours=191.68)  
Equation droite :  $0.05823 X + 91.48183$  nb valeurs=1237  
Performance : 33.67299; cours théorique du 2026-05-29 = 163.51 ecart=15.11%  
<https://www.boursorama.com/bourse/trackers/cours/1rTEDEU/>

iShares Core MSCI EMU UCITS ETF (IE00B53QG562) Risque=4



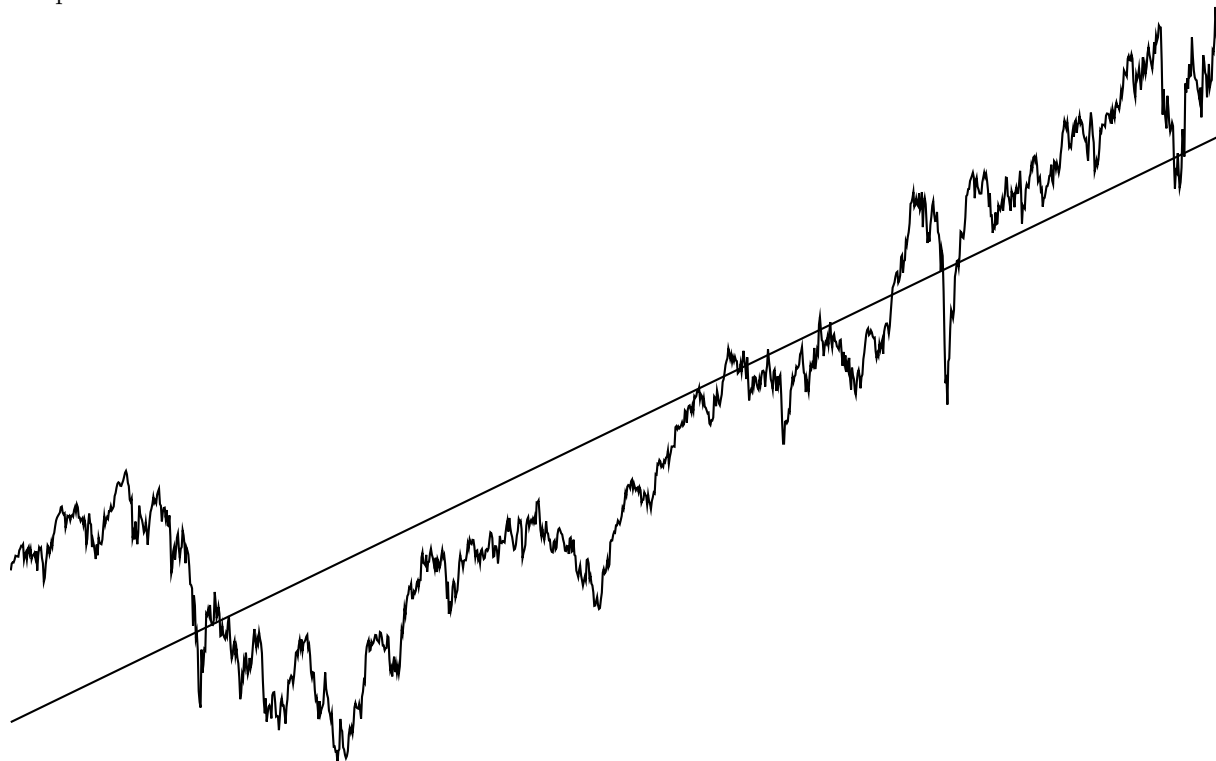
De 2021-05-31 (cours=142.06) à 2026-05-29(cours=236.63)  
Minimum 2022-09-29(cours=117.22); Maximum 2026-05-25(cours=239.44)  
Equation droite :  $0.07174 X + 121.38839$  nb valeurs=1281  
Performance : 33.48833; cours théorique du 2026-05-29 = 213.29 ecart=10.94%  
<https://www.boursorama.com/bourse/trackers/cours/1rACEMU/>

Amundi Core MSCI EMU UCITS ETF Acc (LU1646361276)



De 2021-05-31 (cours=11.07) à 2026-05-29(cours=18.44)  
Minimum 2022-09-29(cours=9.14); Maximum 2026-05-25(cours=18.57)  
Equation droite :  $0.00556 X + 9.45816$  nb valeurs=1280  
Performance : 33.28655; cours théorique du 2026-05-29 = 16.58 ecart=11.20%  
<https://www.boursorama.com/bourse/trackers/cours/1rTMFEC/>

Amundi S&P Eurozone PAB Net Zero Ambition UCITS ETF Acc (LU2195226068)  
Risque=5



De 2021-05-31 (cours=25.45) à 2026-05-29(cours=40.66)  
Minimum 2022-09-29(cours=20.14); Maximum 2026-05-25(cours=41.03)  
Equation droite :  $0.01265 X + 21.26159$  nb valeurs=1281  
Performance : 33.08067; cours théorique du 2026-05-29 = 37.47 ecart=8.52%  
<https://www.boursorama.com/bourse/trackers/cours/1rTEPAB/>

LYXOR PEA S&P 500 UCITS ETF - COUVERTE EN EUR - CAPI.  
(FR0011871136) Risque=5



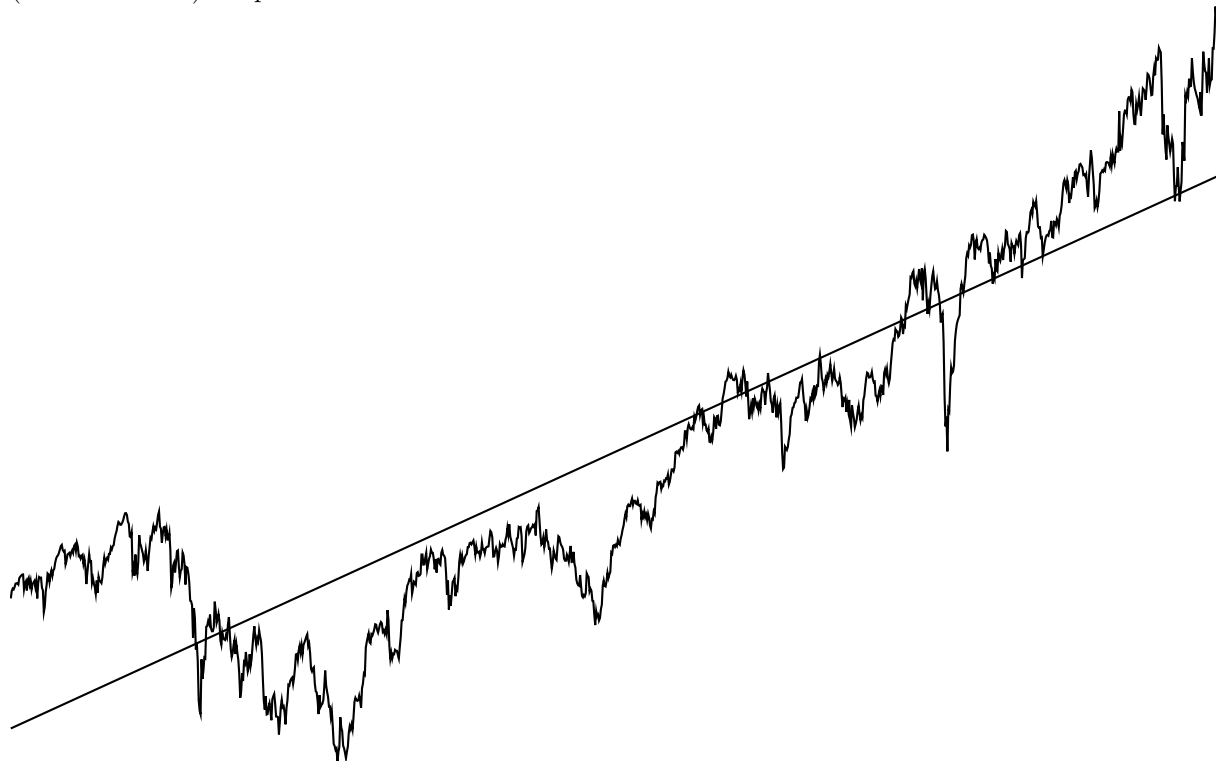
De 2021-05-31 (cours=15.56) à 2026-05-29(cours=26.55)  
Minimum 2022-10-12(cours=13.20); Maximum 2026-05-29(cours=26.55)  
Equation droite :  $0.00784 X + 13.37638$  nb valeurs=1281  
Performance : 31.93501; cours théorique du 2026-05-29 = 23.41 ecart=13.40%  
<https://www.boursorama.com/bourse/trackers/cours/1rTPSPH/>

iShares EURO STOXX Select Dividend 30 UCITS ETF (DE) EUR (Acc)  
(DE000A2QP380) Risque=5



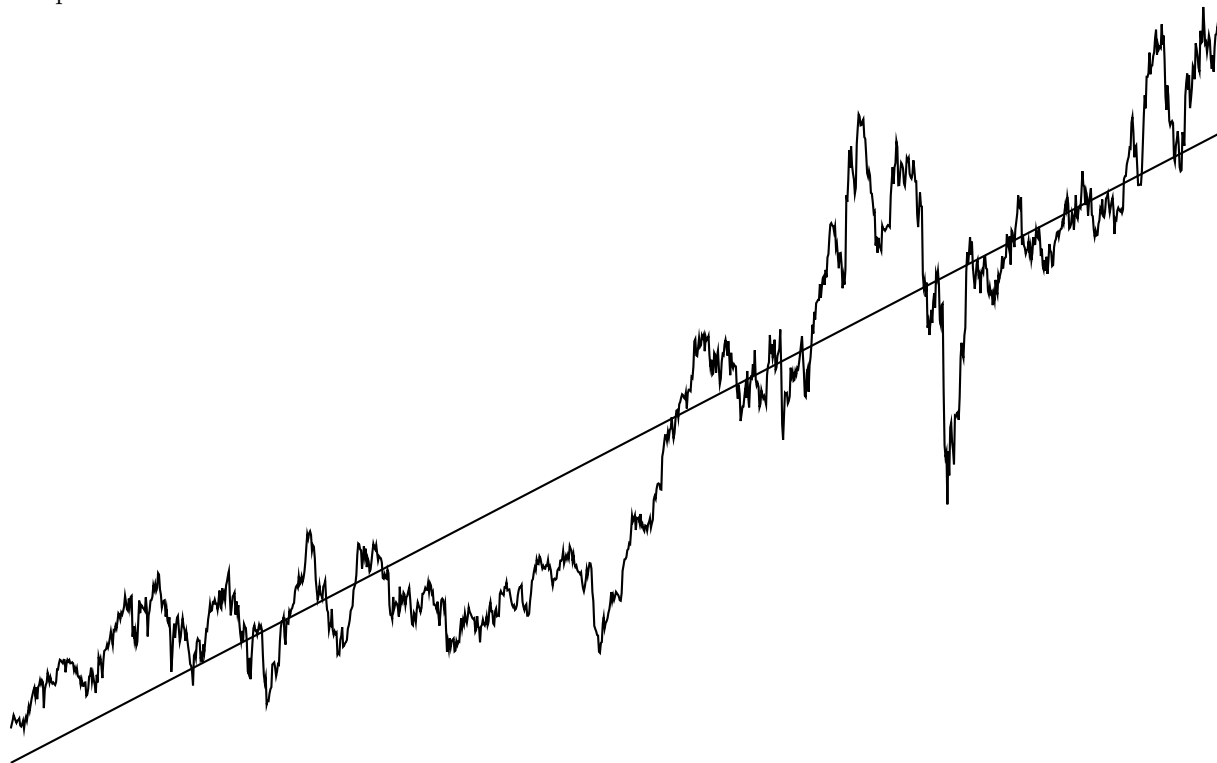
De 2021-12-08 (cours=5.09) à 2026-05-29(cours=7.88)  
Minimum 2022-10-12(cours=4.03); Maximum 2026-05-25(cours=7.93)  
Equation droite :  $0.00257 X + 3.85582$  nb valeurs=1144  
Performance : 31.91918; cours théorique du 2026-05-29 = 6.80 ecart=15.89%  
<https://www.boursorama.com/bourse/trackers/cours/1rAIDVA/>

Amundi MSCI EMU ESG CTB Net Zero Ambition - UCITS ETF Acc  
(LU0908501058) Risque=4



De 2021-05-31 (cours=218.30) à 2026-05-29(cours=359.10)  
Minimum 2022-09-29(cours=178.30); Maximum 2026-05-25(cours=362.60)  
Equation droite :  $0.10535 X + 186.59560$  nb valeurs=1281  
Performance : 31.75992; cours théorique du 2026-05-29 = 321.54 ecart=11.68%  
<https://www.boursorama.com/bourse/trackers/cours/1rTMFED/>

Amundi PEA S&P US Industrials ESG UCITS ETF - Acc (FR0011869270)  
Risque=5



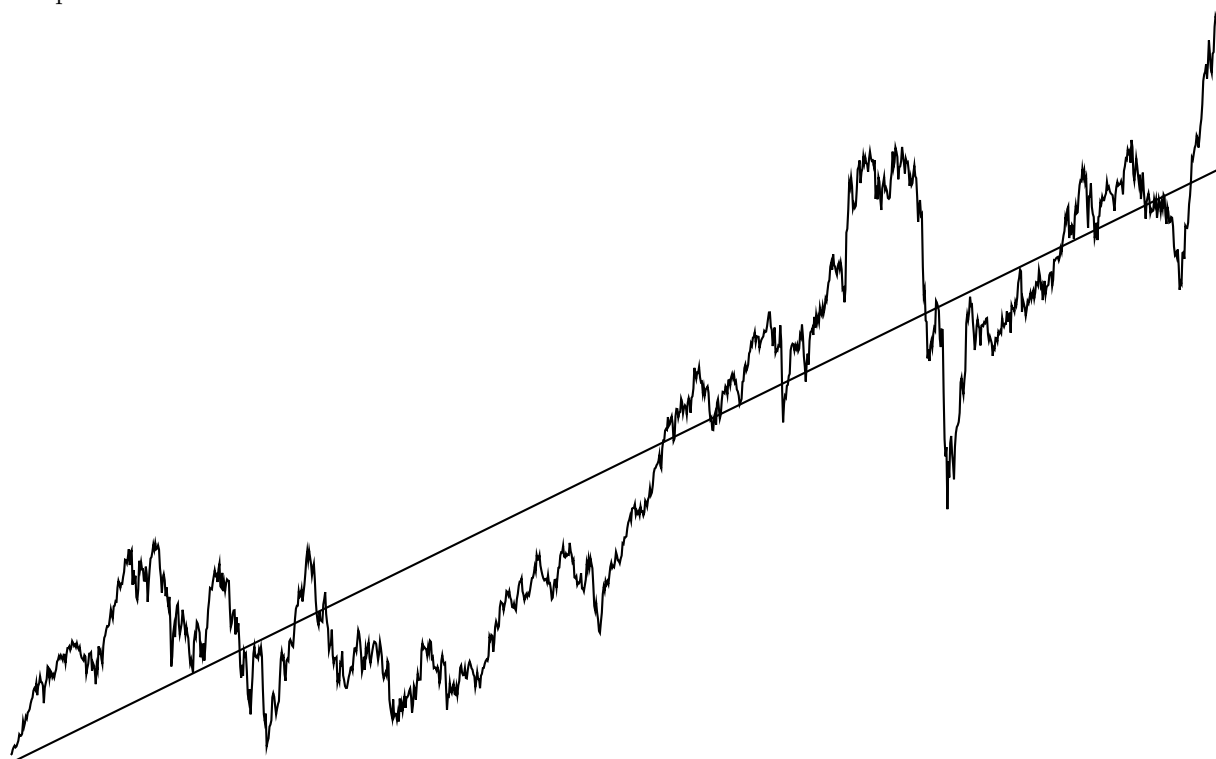
De 2021-05-31 (cours=25.93) à 2026-05-29(cours=44.90)  
Minimum 2021-06-18(cours=25.93); Maximum 2026-05-06(cours=45.77)  
Equation droite :  $0.01351 X + 24.98941$  nb valeurs=1281  
Performance : 31.37604; cours théorique du 2026-05-29 = 42.30 ecart=6.13%  
<https://www.boursorama.com/bourse/trackers/cours/1rTPDJE/>

Amundi STOXX Europe 600 Utilities UCITS ETF Acc (LU1834988864)  
Risque=4



De 2021-05-31 (cours=58.63) à 2026-05-29(cours=100.55)  
Minimum 2022-10-12(cours=49.56); Maximum 2026-04-09(cours=106.50)  
Equation droite :  $0.02782 X + 50.67171$  nb valeurs=1281  
Performance : 29.63744; cours théorique du 2026-05-29 = 86.31 ecart=16.50%  
<https://www.boursorama.com/bourse/trackers/cours/1rTUTI/>

Amundi PEA MSCI USA ESG Leaders UCITS ETF Acc EUR (LU1681042864)  
Risque=5



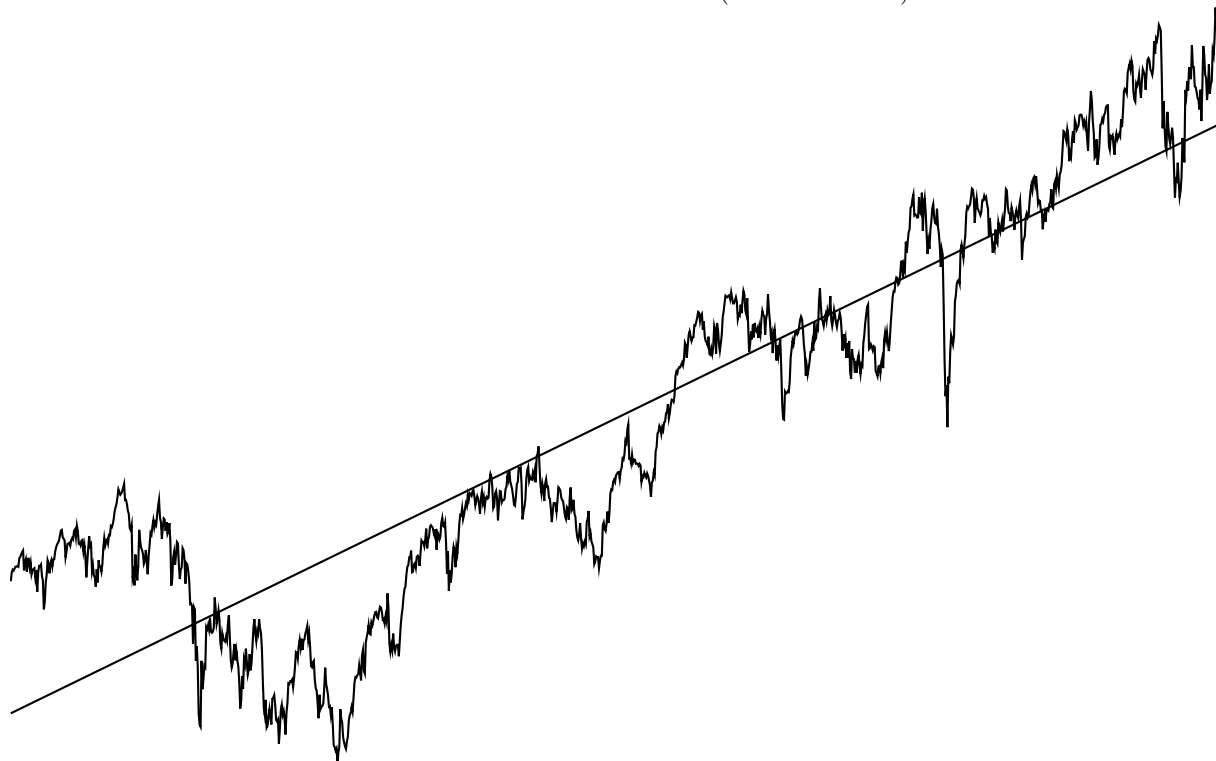
De 2021-05-31 (cours=437.14) à 2026-05-29(cours=802.78)  
Minimum 2021-05-31(cours=437.14); Maximum 2026-05-29(cours=802.78)  
Equation droite :  $0.22681 X + 433.24163$  nb valeurs=1281  
Performance : 29.63053; cours théorique du 2026-05-29 = 723.79 ecart=10.91%  
<https://www.boursorama.com/bourse/trackers/cours/1rTCU2/>

Amundi PEA S&P 500 ESG UCITS ETF EUR Hedged Acc (FR0013412293)  
Risque=5



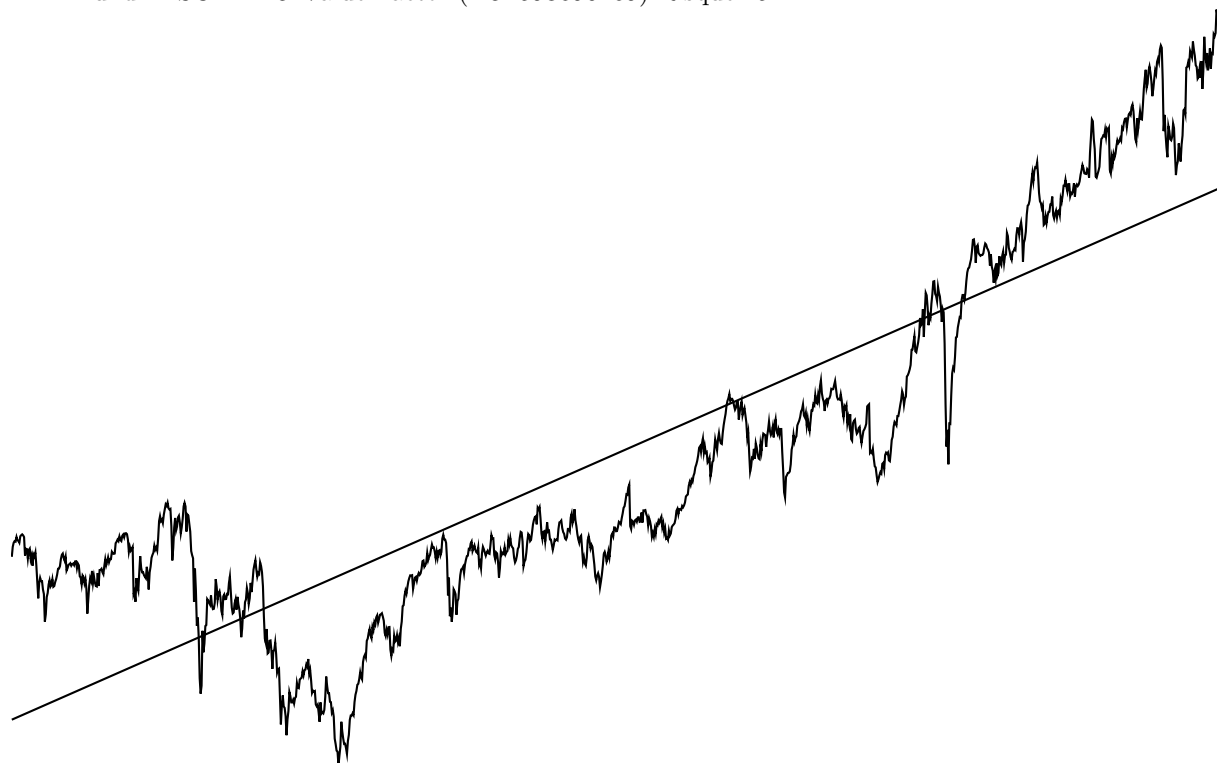
De 2021-05-31 (cours=28.60) à 2026-05-29(cours=47.56)  
Minimum 2022-10-12(cours=24.15); Maximum 2026-05-29(cours=47.56)  
Equation droite :  $0.01349 X + 24.78213$  nb valeurs=1281  
Performance : 29.39629; cours théorique du 2026-05-29 = 42.06 ecart=13.09%  
<https://www.boursorama.com/bourse/trackers/cours/1rTP500H/>

Amundi Core EURO STOXX 50 UCITS ETF EUR Dist (LU1681047319)



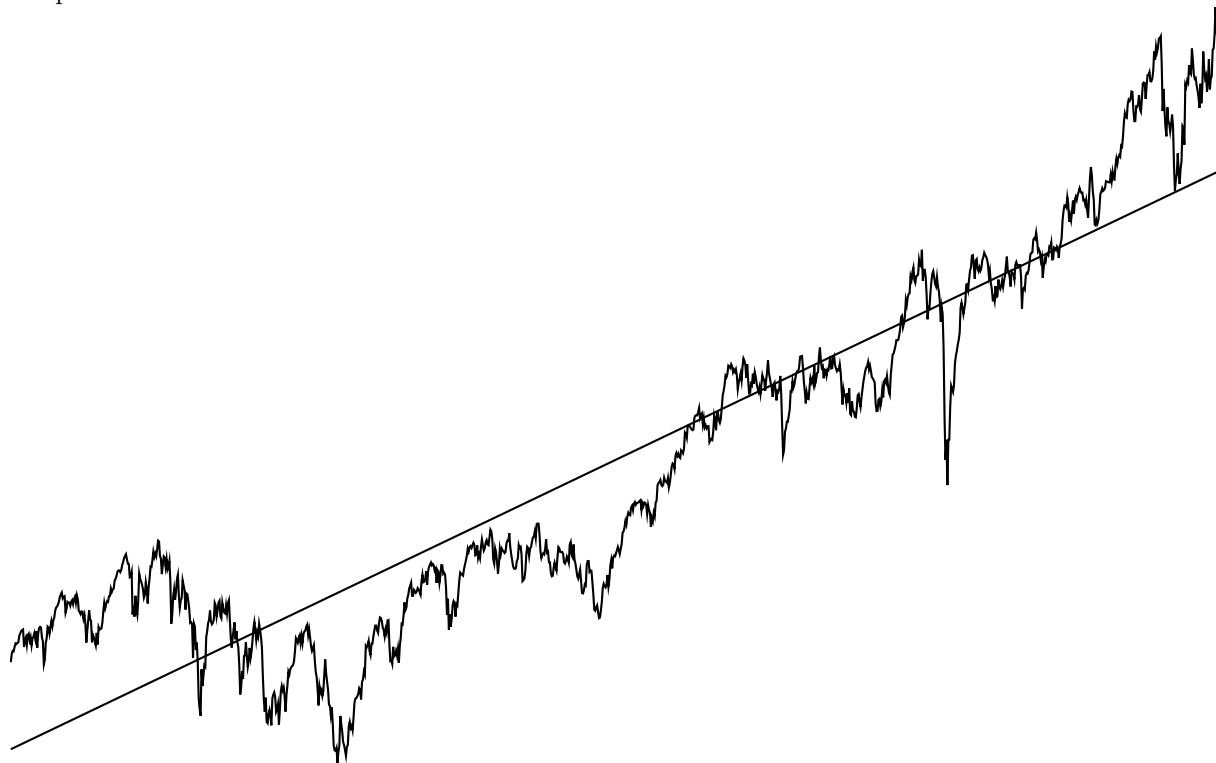
De 2021-05-31 (cours=63.95) à 2026-05-29(cours=97.87)  
Minimum 2022-09-29(cours=52.84); Maximum 2026-05-25(cours=98.94)  
Equation droite :  $0.02807 X + 55.89969$  nb valeurs=1281  
Performance : 28.66690; cours théorique du 2026-05-29 = 91.85 ecart=6.55%  
<https://www.boursorama.com/bourse/trackers/cours/1rTCD5/>

Amundi MSCI EMU Value Factor (LU1598690169) Risque=5



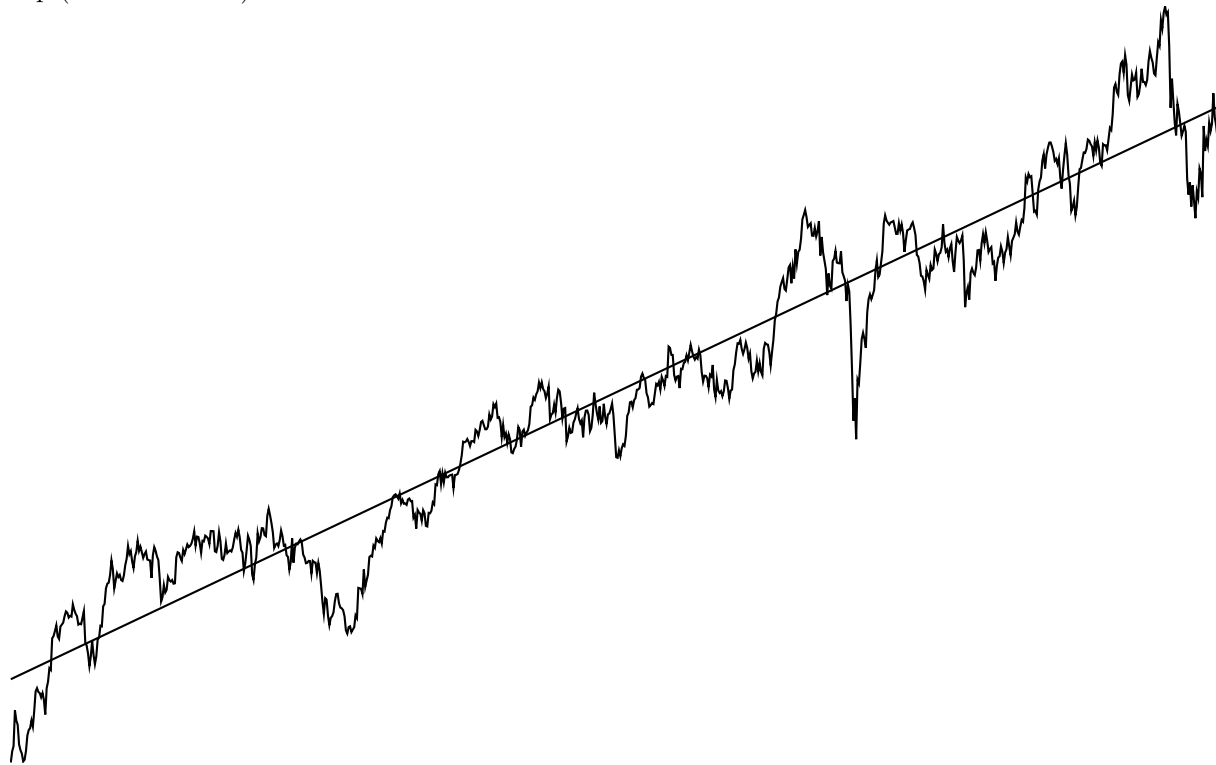
De 2021-05-31 (cours=117.06) à 2026-05-29(cours=181.76)  
Minimum 2022-09-29(cours=91.62); Maximum 2026-05-25(cours=183.78)  
Equation droite :  $0.05066 X + 97.20237$  nb valeurs=1281  
Performance : 28.65815; cours théorique du 2026-05-29 = 162.09 ecart=12.13%  
<https://www.boursorama.com/bourse/trackers/cours/1rTVAL/>

AMUNDI ETF PEA MSCI EUROPE UCITS ETF - EUR (FR0013412038)  
Risque=4



De 2021-05-31 (cours=23.77) à 2026-05-29(cours=38.44)  
Minimum 2022-09-29(cours=21.42); Maximum 2026-05-25(cours=39.04)  
Equation droite :  $0.01053 X + 21.73784$  nb valeurs=1281  
Performance : 27.94042; cours théorique du 2026-05-29 = 35.23 ecart=9.11%  
<https://www.boursorama.com/bourse/trackers/cours/1rTPCEU/>

BNP Paribas Easy ESG Eurozone Biodiversity Leaders PAB UCITS ETF  
cap (LU2446381555)



De 2022-09-29 (cours=9.30) à 2026-04-23(cours=15.78)

Minimum 2022-09-29(cours=9.30); Maximum 2026-02-25(cours=17.20)

Equation droite :  $0.00683 X + 10.17112$  nb valeurs=877

Performance : 27.68567; cours théorique du 2026-04-23 = 16.16 ecart=-2.35%

Opportunité d'achat : 64.92349

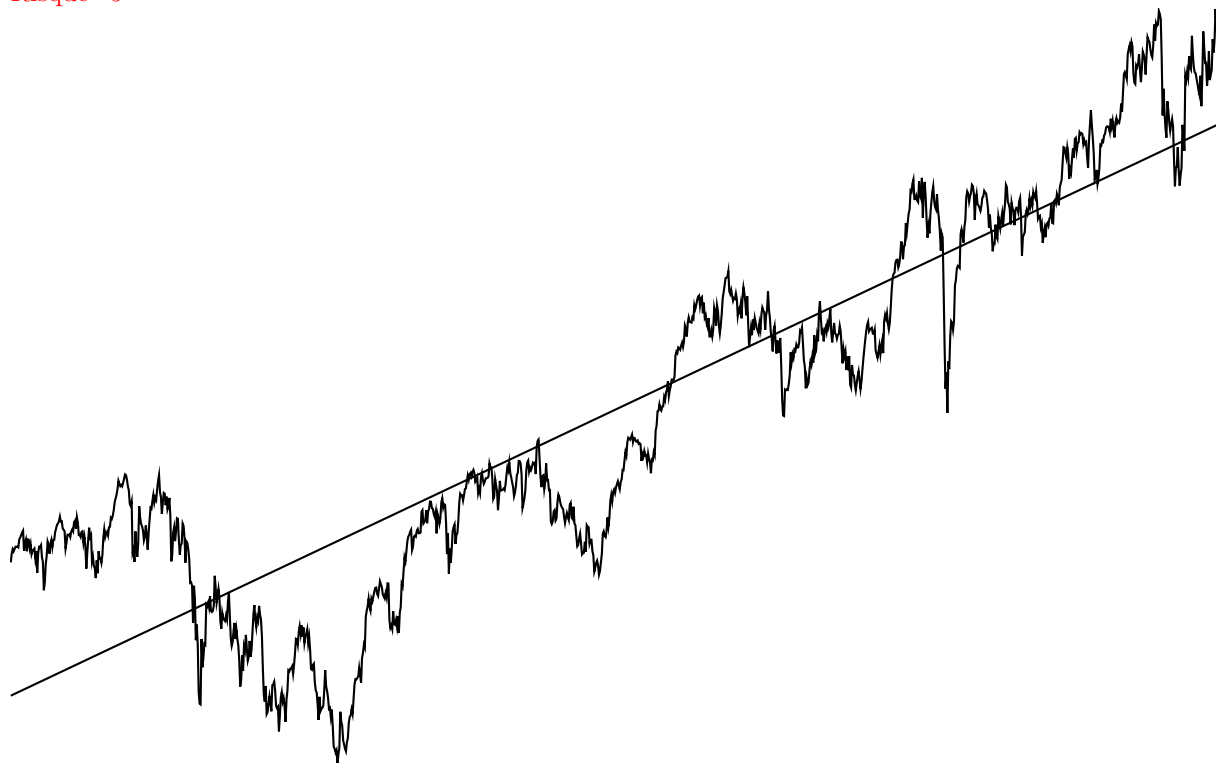
<https://www.boursorama.com/bourse/trackers/cours/1rTBIODV/>

HSBC EURO STOXX 50 ETF (IE00B4K6B022)



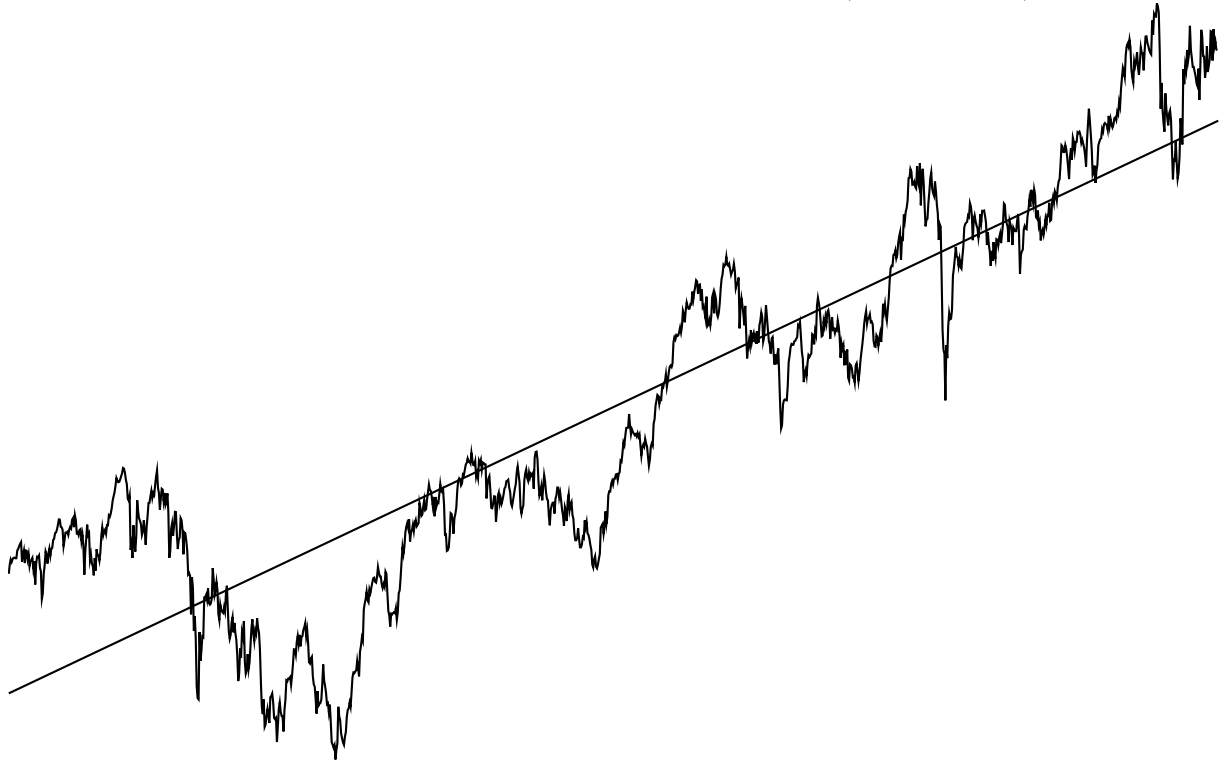
De 2021-05-31 (cours=42.69) à 2026-05-29(cours=64.55)  
Minimum 2022-09-29(cours=34.37); Maximum 2026-05-25(cours=65.43)  
Equation droite :  $0.01814 X + 37.18022$  nb valeurs=1281  
Performance : 27.64077; cours théorique du 2026-05-29 = 60.42 ecart=6.83%  
<https://www.boursorama.com/bourse/trackers/cours/1rT50E/>

iShares Core EURO STOXX 50 UCITS ETF EUR (Dist) (IE0008471009)  
Risque=5



De 2021-05-31 (cours=41.26) à 2026-05-29(cours=62.00)  
Minimum 2022-09-29(cours=33.34); Maximum 2026-05-25(cours=62.89)  
Equation droite :  $0.01746 X + 36.04948$  nb valeurs=1281  
Performance : 27.44089; cours théorique du 2026-05-29 = 58.42 ecart=6.14%  
<https://www.boursorama.com/bourse/trackers/cours/1rAEUEA/>

BNP Paribas Easy EURO STOXX 50 UCITS ETF EUR Distribution (FR0012740983)



De 2021-05-31 (cours=9.95) à 2026-05-29(cours=14.94)

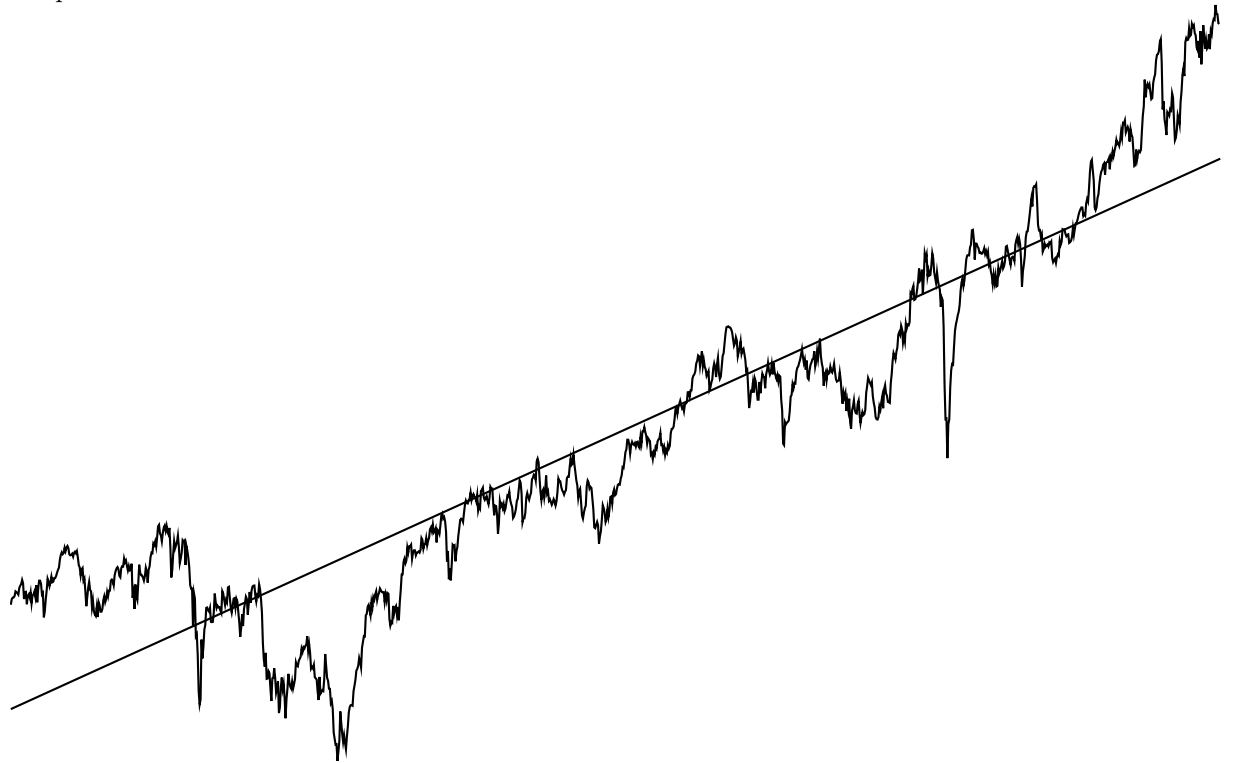
Minimum 2022-09-29(cours=8.18); Maximum 2026-02-25(cours=15.38)

Equation droite :  $0.00426 X + 8.80892$  nb valeurs=1281

Performance : 27.39977; cours théorique du 2026-05-29 = 14.26 ecart=4.71%

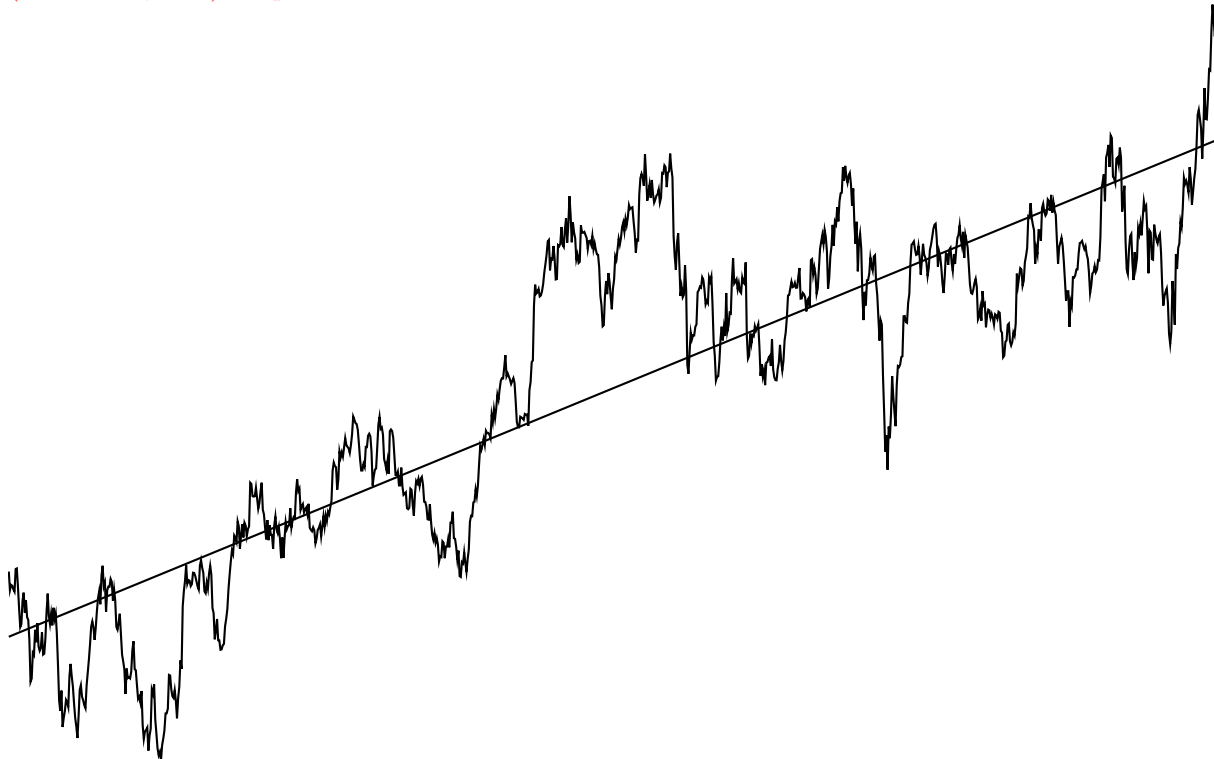
<https://www.boursorama.com/bourse/trackers/cours/1rTETBB/>

AMUNDI ETF MSCI EMU HIGH DIVIDEND UCITS ETF (FR0010717090)  
Risque=4



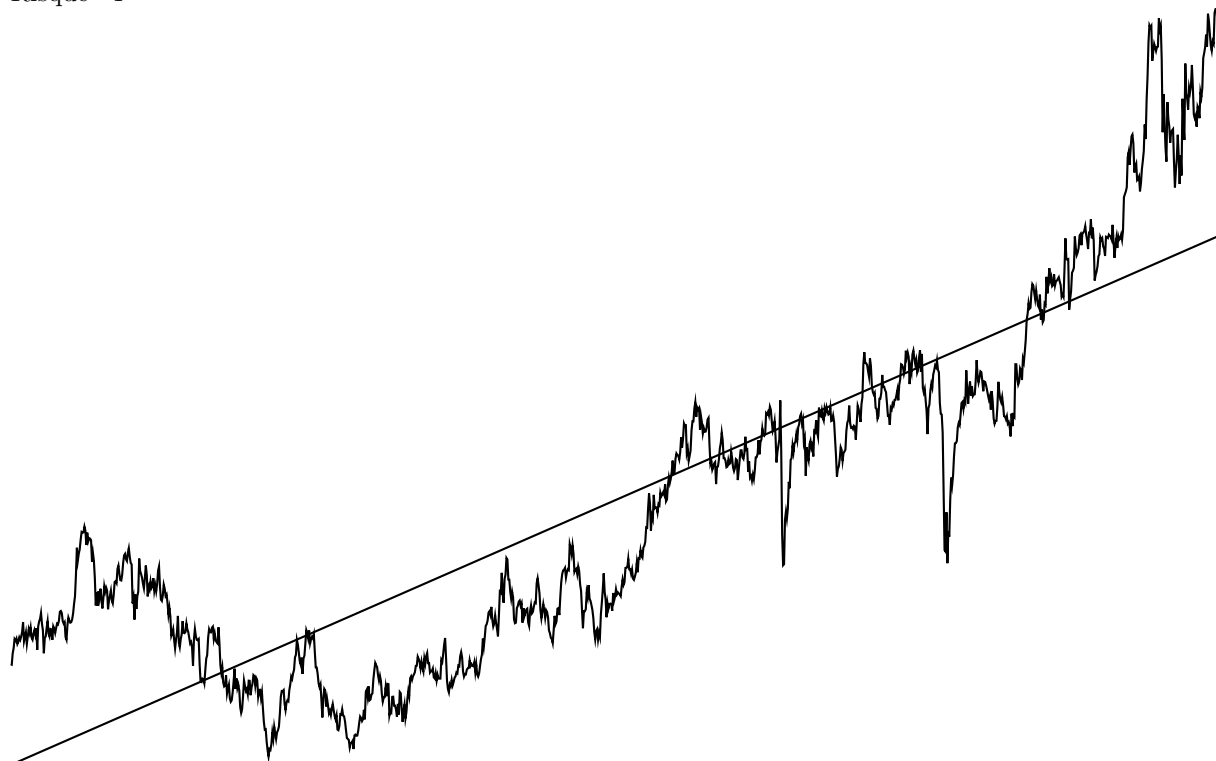
De 2021-05-31 (cours=130.56) à 2026-05-29(cours=202.50)  
Minimum 2022-09-29(cours=111.22); Maximum 2026-05-25(cours=204.85)  
Equation droite :  $0.05322 X + 117.63074$  nb valeurs=1281  
Performance : 26.17434; cours théorique du 2026-05-29 = 185.81 ecart=8.98%  
<https://www.boursorama.com/bourse/trackers/cours/1rTCD8/>

iShares STOXX Europe 600 Technology UCITS ETF (DE) EUR (Acc)  
(DE000A2QP398) Risque=5



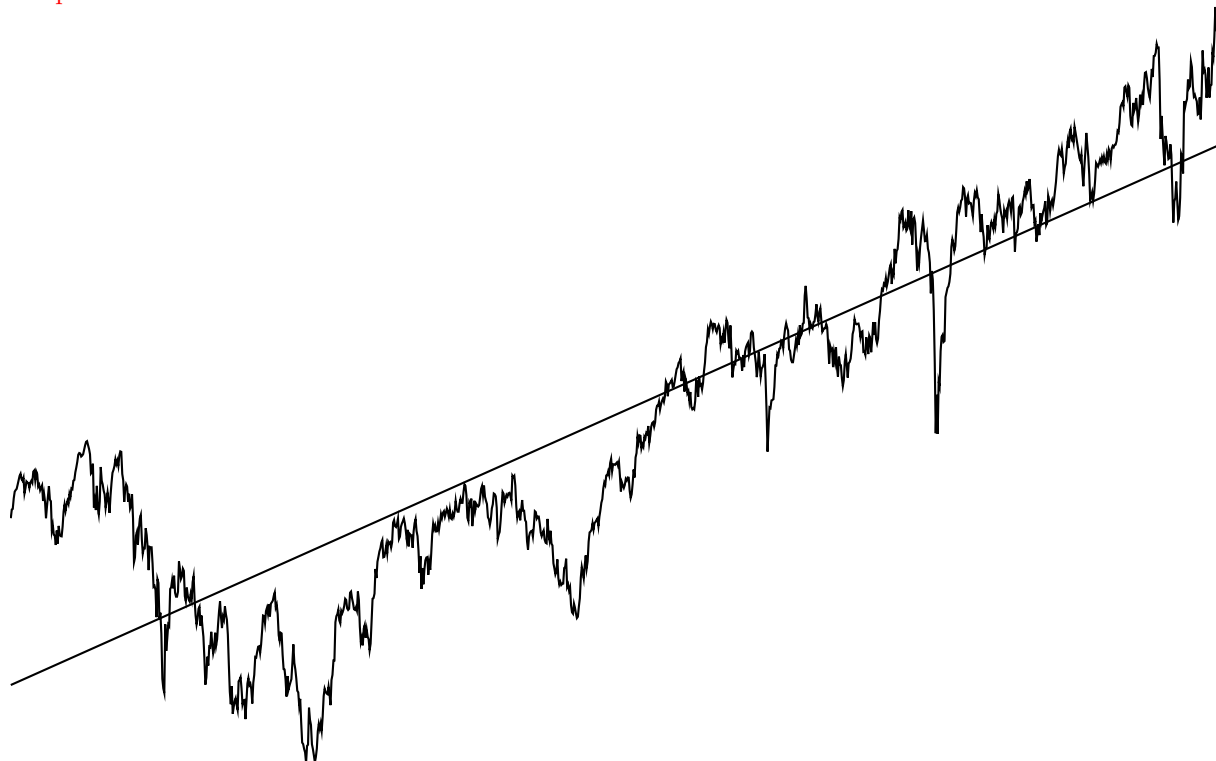
De 2022-04-08 (cours=4.76) à 2026-05-29(cours=7.67)  
Minimum 2022-10-14(cours=3.79); Maximum 2026-05-25(cours=7.69)  
Equation droite :  $0.00243 X + 4.42419$  nb valeurs=1057  
Performance : 25.38713; cours théorique du 2026-05-29 = 6.99 ecart=9.72%  
<https://www.boursorama.com/bourse/trackers/cours/1rASTEC/>

AMUNDI ETF PEA JAPAN TOPIX UCITS ETF - EUR (FR0013411980)  
Risque=4



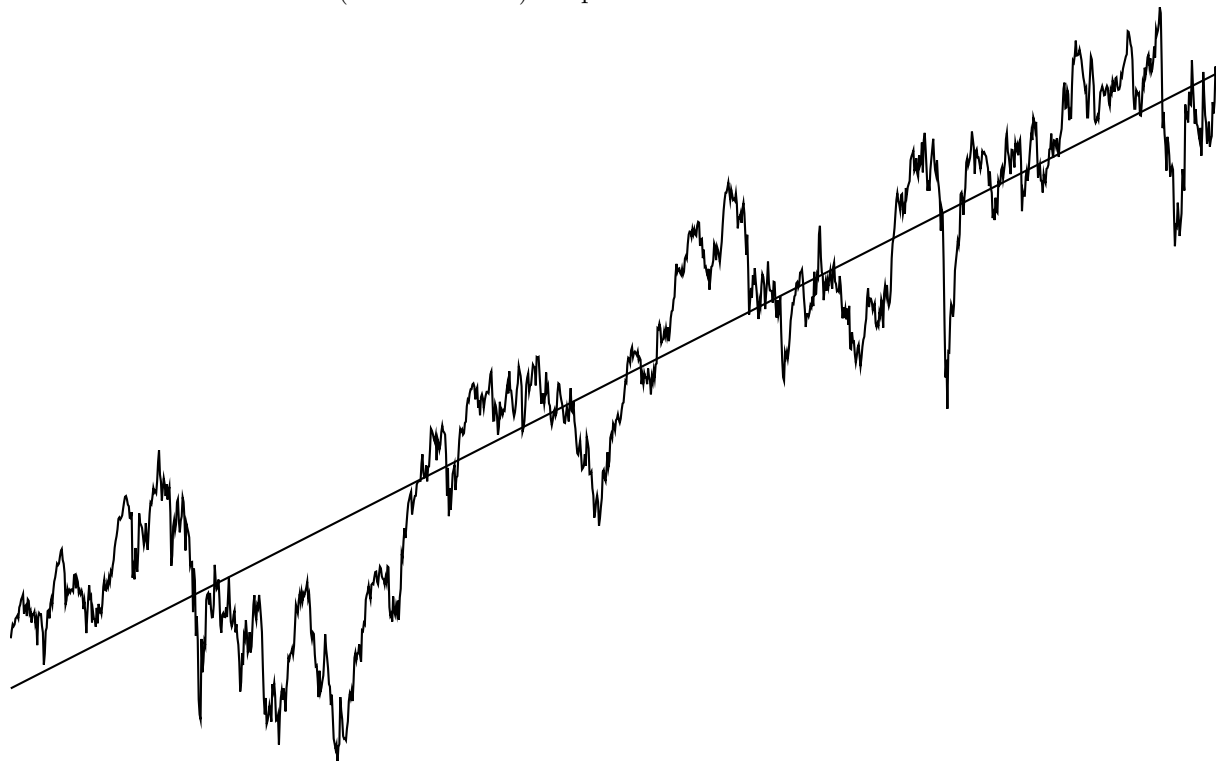
De 2021-05-31 (cours=22.84) à 2026-05-29(cours=36.83)  
Minimum 2022-06-20(cours=20.84); Maximum 2026-05-26(cours=37.00)  
Equation droite :  $0.00894 X + 20.66085$  nb valeurs=1281  
Performance : 23.97365; cours théorique du 2026-05-29 = 32.11 ecart=14.70%  
<https://www.boursorama.com/bourse/trackers/cours/1rTTPXE/>

iShares MSCI EMU Paris-Aligned Climate UCITS ETF EUR (Acc) (IE00BL6K8D99)  
Risque=4



De 2021-07-30 (cours=4.99) à 2026-05-29(cours=7.09)  
Minimum 2022-09-29(cours=3.94); Maximum 2026-05-25(cours=7.19)  
Equation droite :  $0.00188 X + 4.27745$  nb valeurs=1237  
Performance : 23.84793; cours théorique du 2026-05-29 = 6.60 ecart=7.45%  
<https://www.boursorama.com/bourse/trackers/cours/1rAEMPA/>

AMUNDI CAC 40 ESG (LU1681046931) Risque=5



De 2021-05-31 (cours=98.49) à 2026-05-29(cours=143.96)

Minimum 2022-09-29(cours=88.42); Maximum 2026-02-26(cours=149.24)

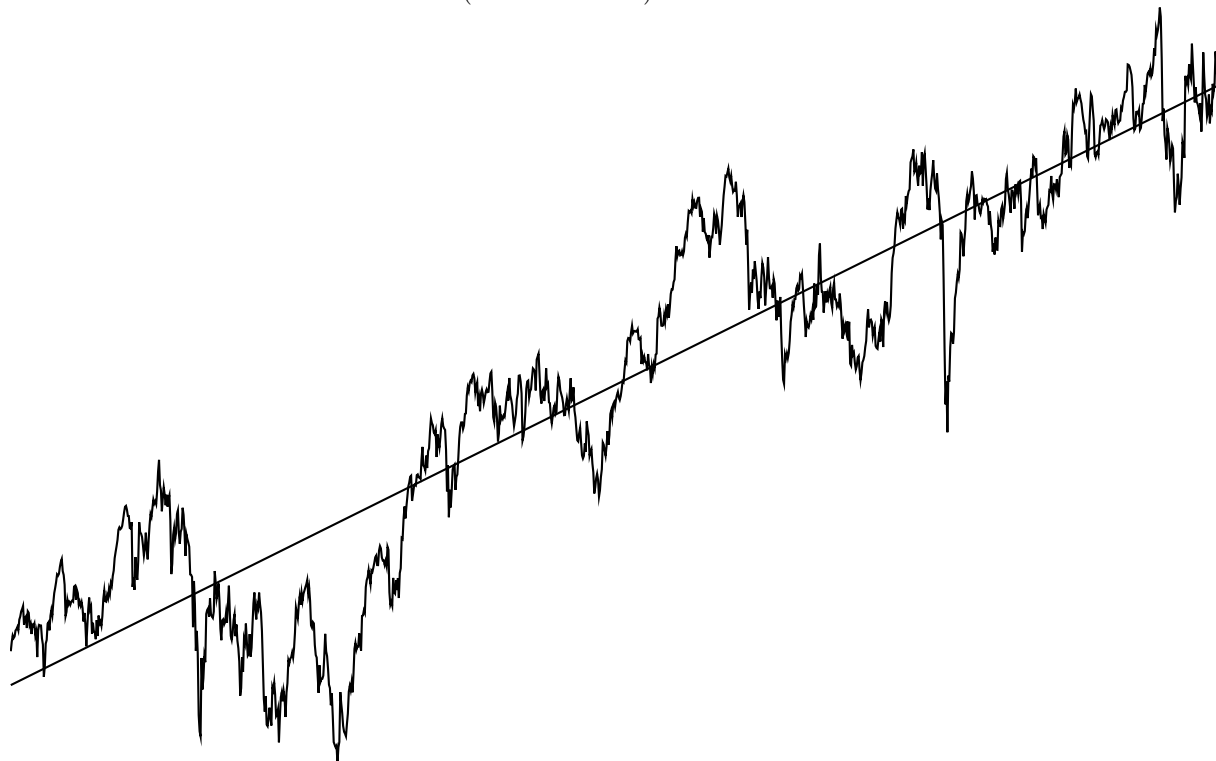
Equation droite :  $0.03873 X + 94.46457$  nb valeurs=1281

Performance : 23.74242; cours théorique du 2026-05-29 = 144.08 ecart=-0.09%

Opportunité d'achat : 2.01945

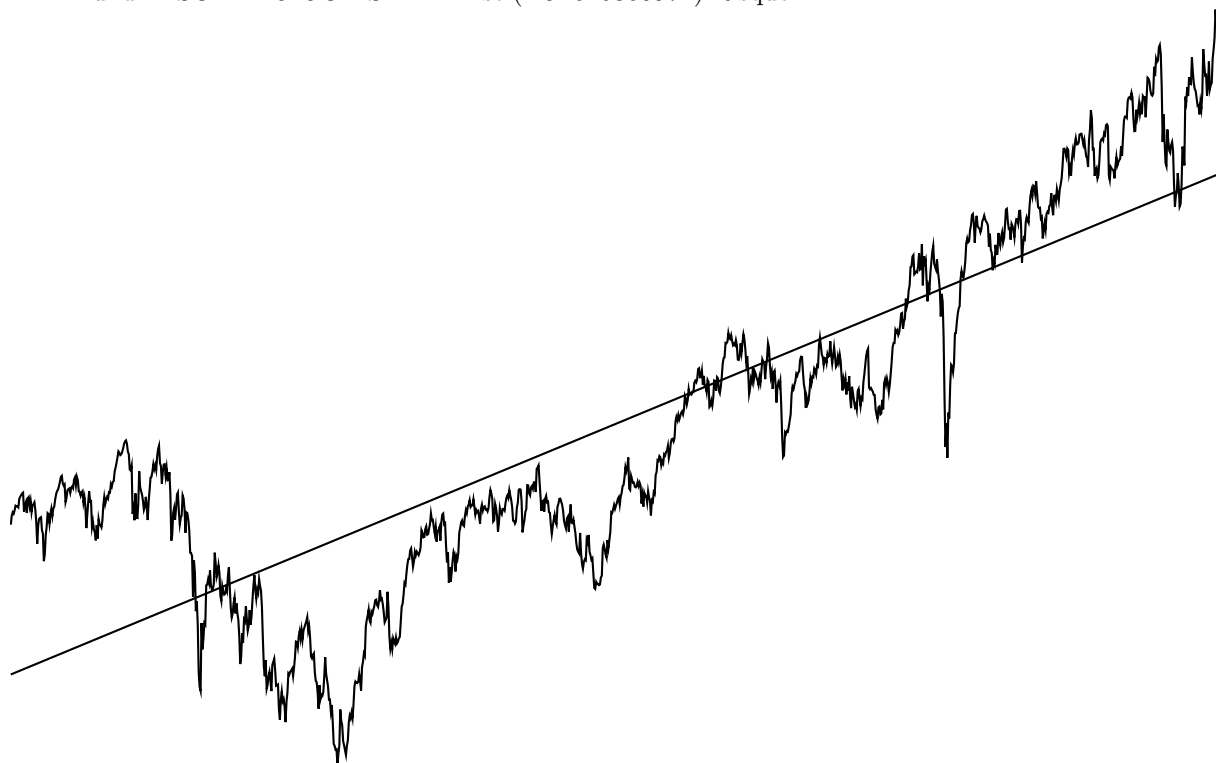
<https://www.boursorama.com/bourse/trackers/cours/1rTC40/>

Amundi CAC 40 UCITS ETF Acc (FR0013380607)



De 2021-05-31 (cours=28.20) à 2026-05-29(cours=41.41)  
Minimum 2022-09-29(cours=25.68); Maximum 2026-02-26(cours=42.62)  
Equation droite :  $0.01051 X + 27.43677$  nb valeurs=1281  
Performance : 22.23116; cours théorique du 2026-05-29 = 40.90 ecart=1.24%  
<https://www.boursorama.com/bourse/trackers/cours/1rTCACC/>

Amundi MSCI EMU UCITS ETF Dist (LU1646360971) Risque=4



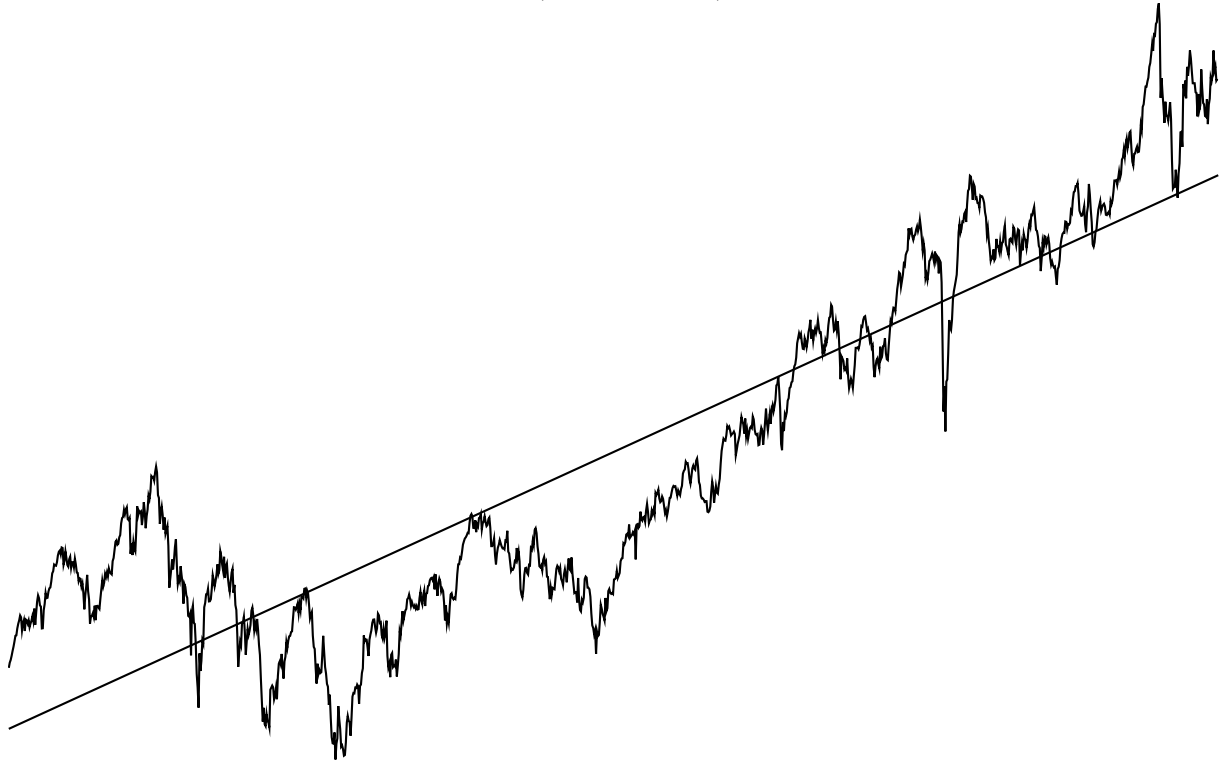
De 2021-05-31 (cours=55.84) à 2026-05-29(cours=80.42)  
Minimum 2022-09-29(cours=43.90); Maximum 2026-05-25(cours=81.39)  
Equation droite :  $0.01940 X + 48.40878$  nb valeurs=1281  
Performance : 21.89876; cours théorique du 2026-05-29 = 73.26 ecart=9.77%  
<https://www.boursorama.com/bourse/trackers/cours/1rTMFE/>

Amundi STOXX Europe 600 Telecommunications UCITS ETF Acc (LU1834988609)  
Risque=4



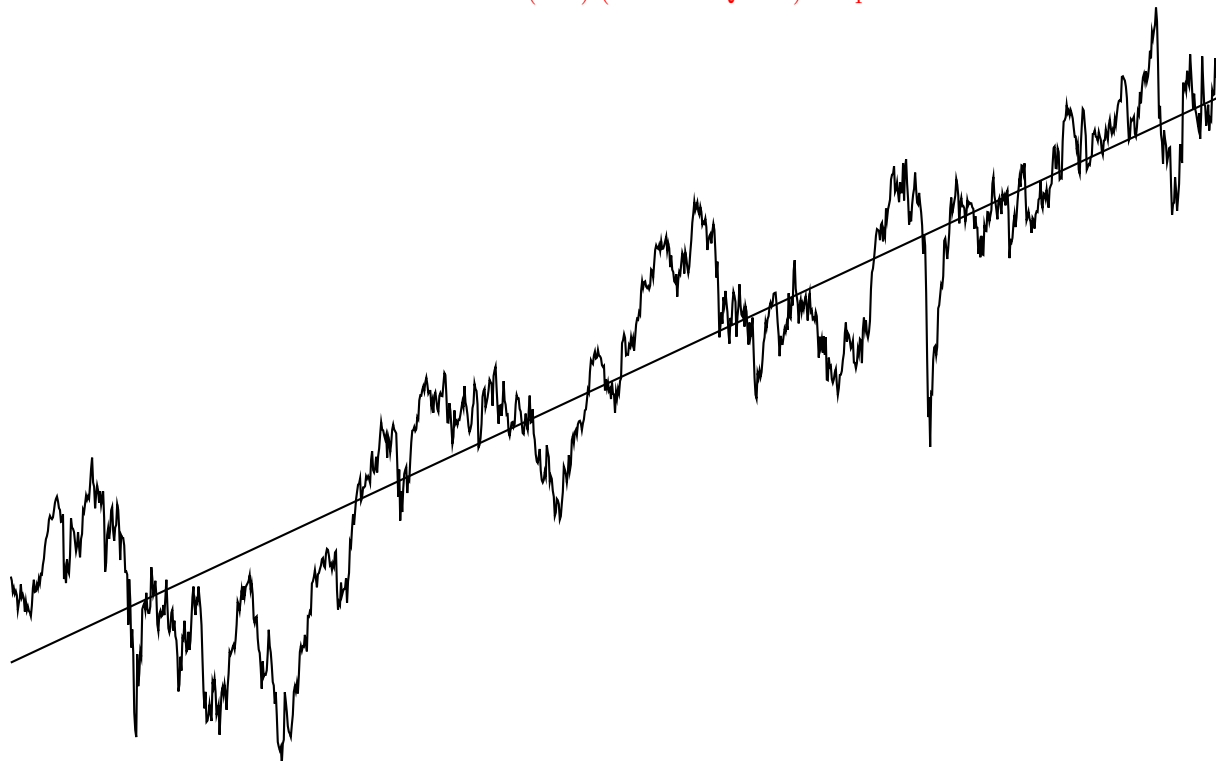
De 2021-05-31 (cours=35.16) à 2026-05-29(cours=58.15)  
Minimum 2022-10-21(cours=29.91); Maximum 2026-05-25(cours=59.84)  
Equation droite :  $0.01263 X + 30.14403$  nb valeurs=1281  
Performance : 20.75069; cours théorique du 2026-05-29 = 46.33 ecart=25.51%  
<https://www.boursorama.com/bourse/trackers/cours/1rTTELE/>

BNP Paribas Easy ESG Low Vol Europe (LU1377381717) Risque=4



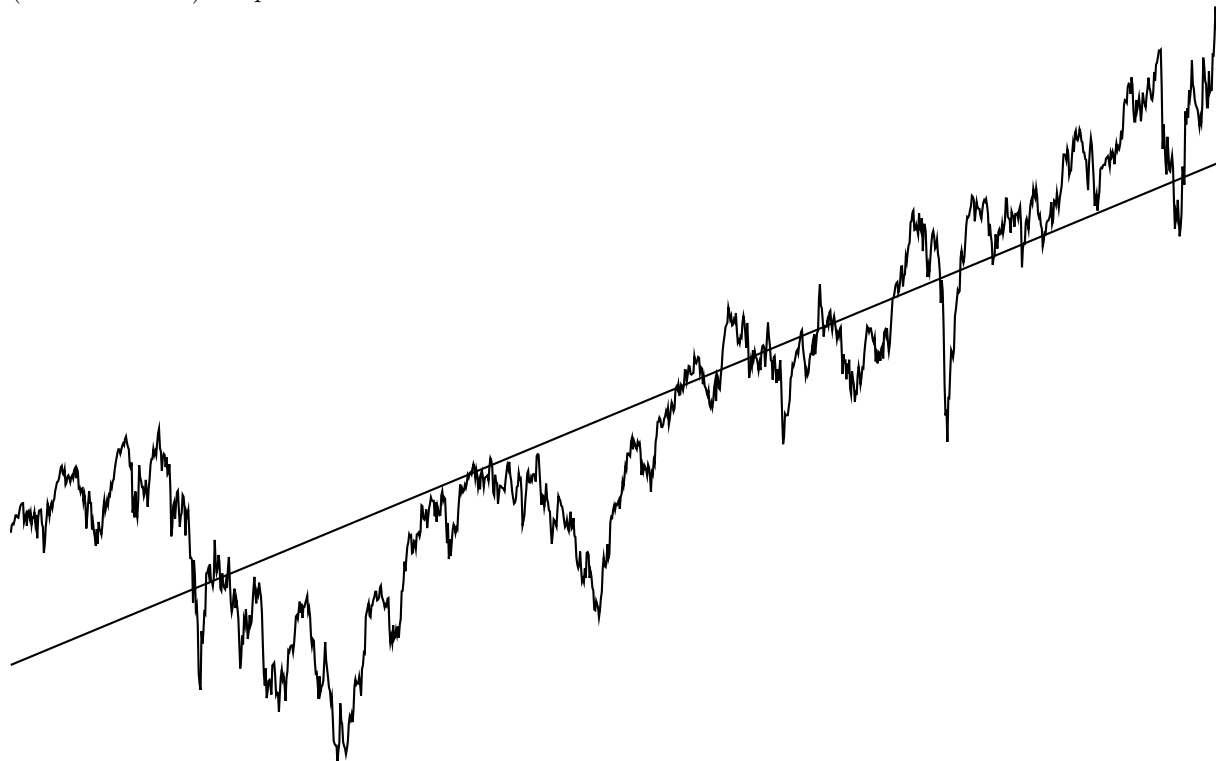
De 2021-05-31 (cours=145.40) à 2026-05-29(cours=213.80)  
Minimum 2022-09-29(cours=134.76); Maximum 2026-02-27(cours=222.55)  
Equation droite :  $0.05020 X + 138.31580$  nb valeurs=1281  
Performance : 20.34489; cours théorique du 2026-05-29 = 202.62 ecart=5.52%  
<https://www.boursorama.com/bourse/trackers/cours/1rTEVOE/>

iShares MSCI France UCITS ETF EUR (Acc) (IE00BP3QZJ36) Risque=5



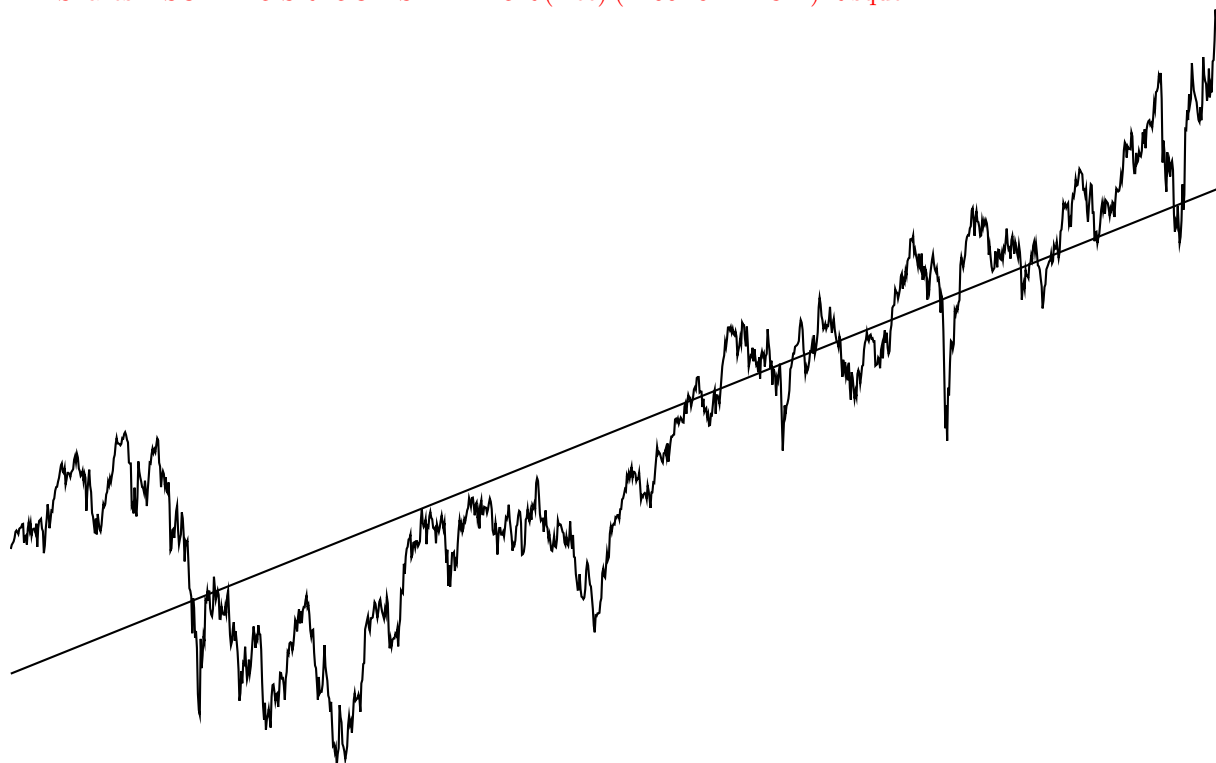
De 2021-09-06 (cours=46.67) à 2026-05-29(cours=64.16)  
Minimum 2022-09-29(cours=40.23); Maximum 2026-02-26(cours=66.29)  
Equation droite :  $0.01620 X + 43.70281$  nb valeurs=1205  
Performance : 20.16648; cours théorique du 2026-05-29 = 63.22 ecart=1.48%  
<https://www.boursorama.com/bourse/trackers/cours/1rAIFRE/>

Amundi MSCI EMU Climate Net Zero Ambition PAB UCITS ETF Acc  
(LU2182388582) Risque=4



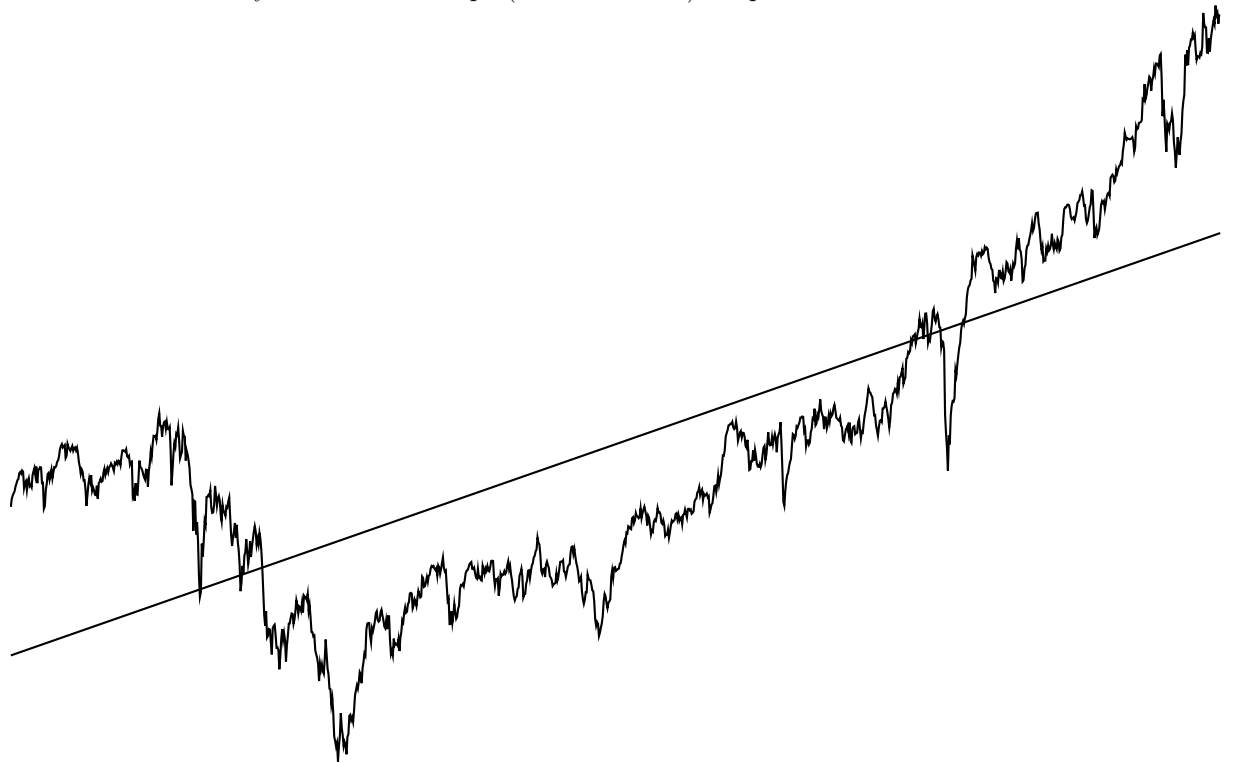
De 2021-05-31 (cours=64.54) à 2026-05-29(cours=91.68)  
Minimum 2022-09-29(cours=52.30); Maximum 2026-05-25(cours=92.58)  
Equation droite :  $0.02092 X + 57.49612$  nb valeurs=1281  
Performance : 20.10904; cours théorique du 2026-05-29 = 84.29 ecart=8.76%  
<https://www.boursorama.com/bourse/trackers/cours/1rTPABZ/>

iShares MSCI EMU SRI UCITS ETF EUR (Acc) (IE00BJLKK341) Risque=4



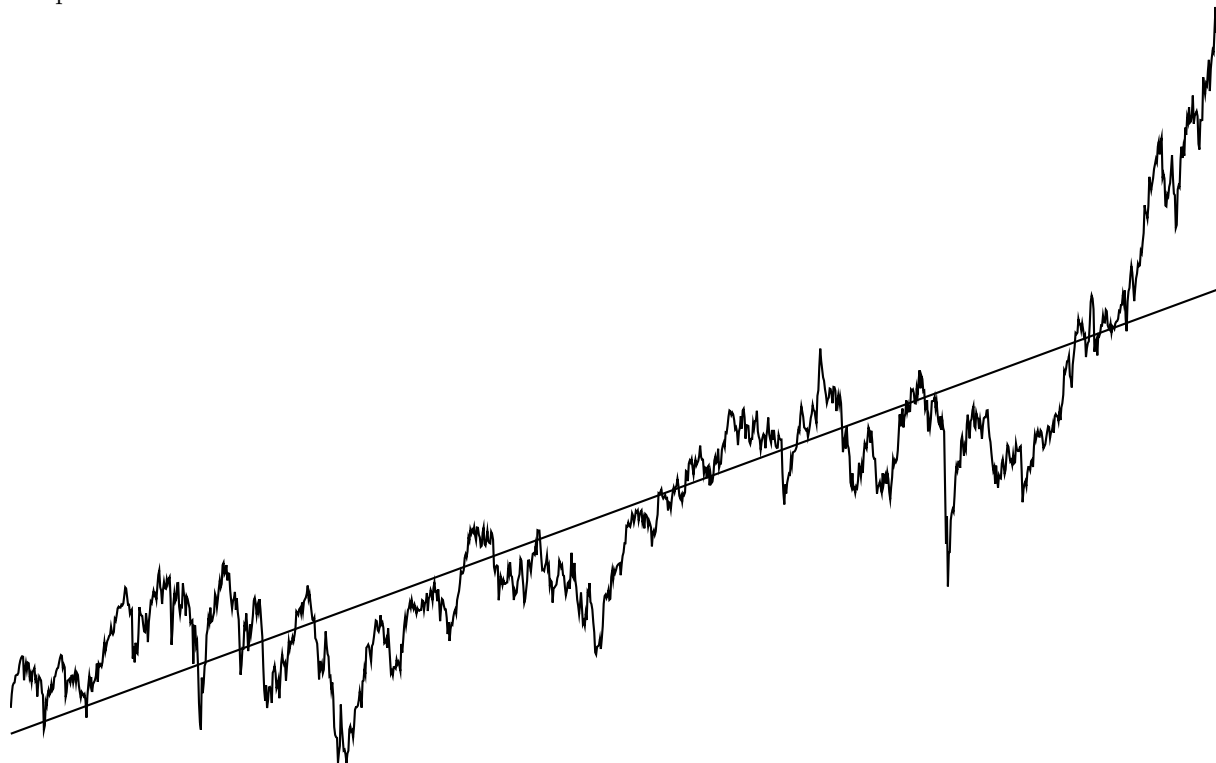
De 2021-05-31 (cours=6.39) à 2026-05-29(cours=9.16)  
Minimum 2022-09-29(cours=5.24); Maximum 2026-05-25(cours=9.27)  
Equation droite :  $0.00202 X + 5.72453$  nb valeurs=1280  
Performance : 19.37254; cours théorique du 2026-05-29 = 8.31 ecart=10.18%  
<https://www.boursorama.com/bourse/trackers/cours/1rASMUA/>

BNP Paribas Easy ESG Value Europe (LU1377382285) Risque=4



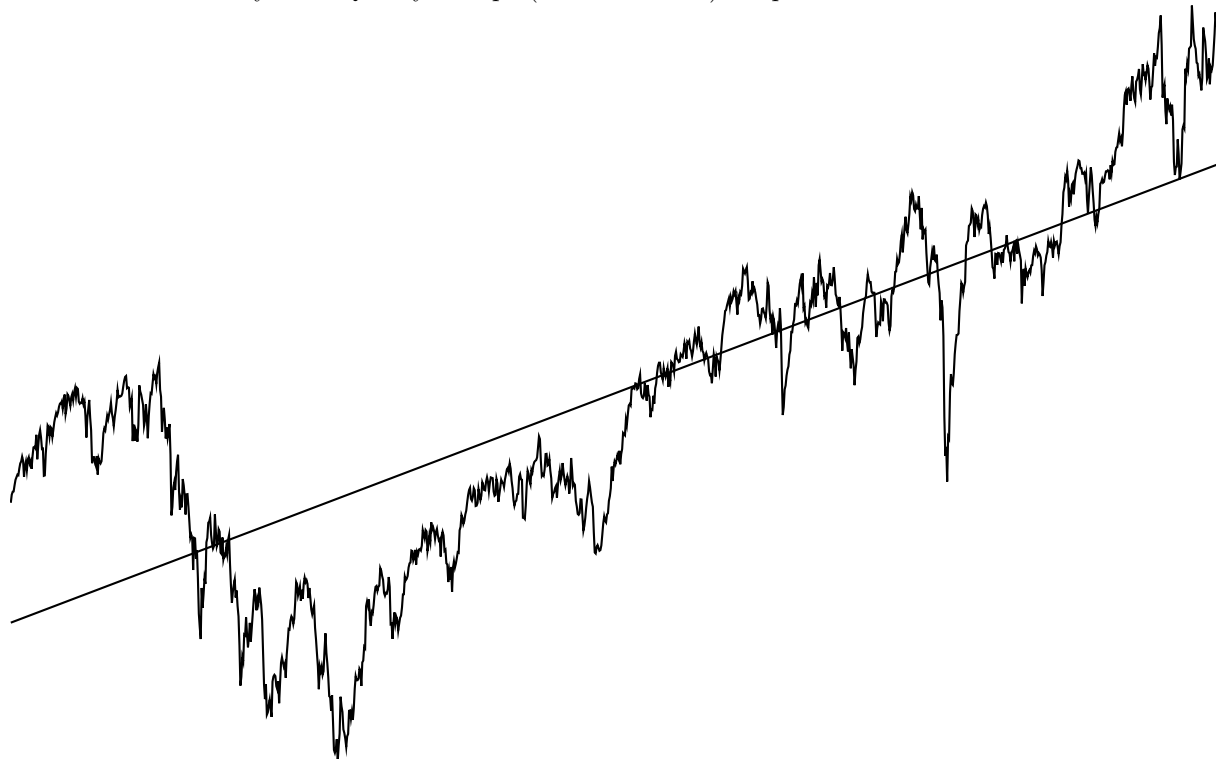
De 2021-05-31 (cours=133.34) à 2026-05-29(cours=197.66)  
Minimum 2022-09-29(cours=100.10); Maximum 2026-05-25(cours=198.80)  
Equation droite :  $0.04312 X + 113.94488$  nb valeurs=1279  
Performance : 18.72466; cours théorique du 2026-05-29 = 169.10 ecart=16.89%  
<https://www.boursorama.com/bourse/trackers/cours/1rTEVAE/>

OSSIAM Shiller Barclays CAPE Europe Sector Value TR (LU1079842321)  
Risque=4



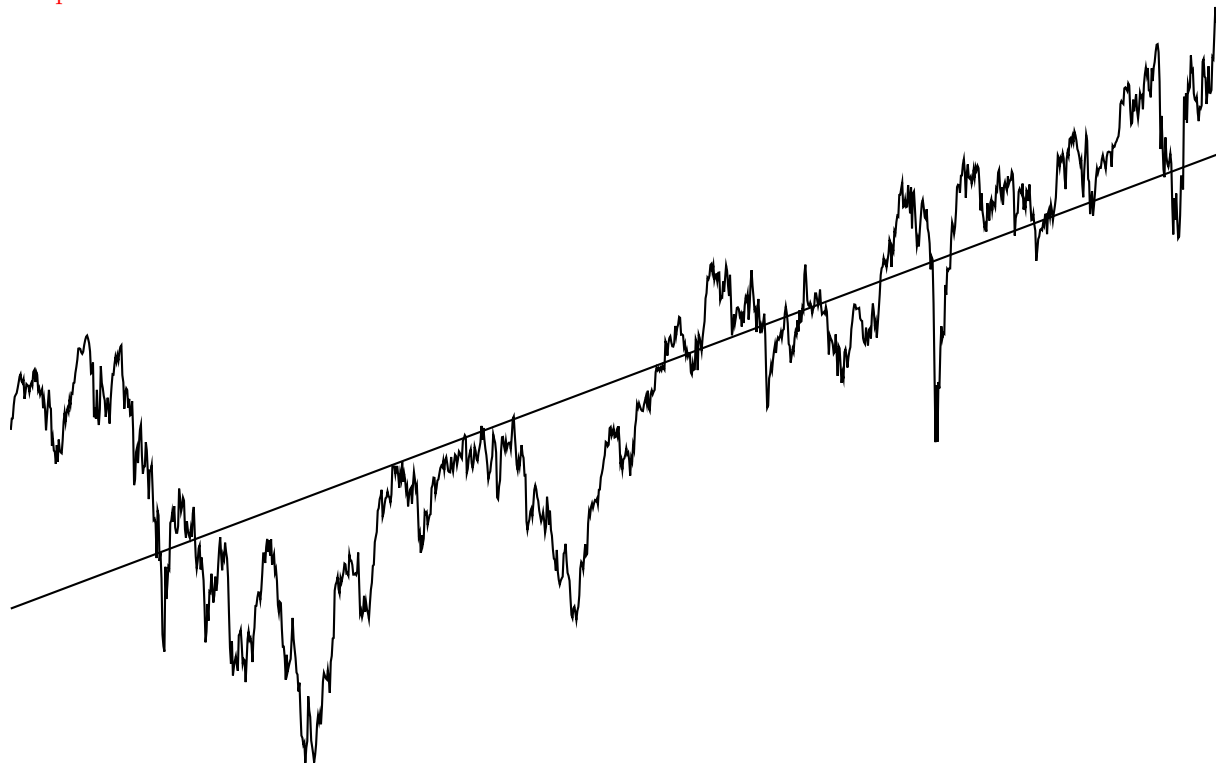
De 2021-05-31 (cours=421.65) à 2026-05-29(cours=661.50)  
Minimum 2022-10-12(cours=402.10); Maximum 2026-05-25(cours=670.90)  
Equation droite :  $0.12377 X + 412.45552$  nb valeurs=1279  
Performance : 16.95478; cours théorique du 2026-05-29 = 570.76 ecart=15.90%  
<https://www.boursorama.com/bourse/trackers/cours/1rTCAPE/>

BNP Paribas Easy ESG Quality Europe (LU1377382103) Risque=4



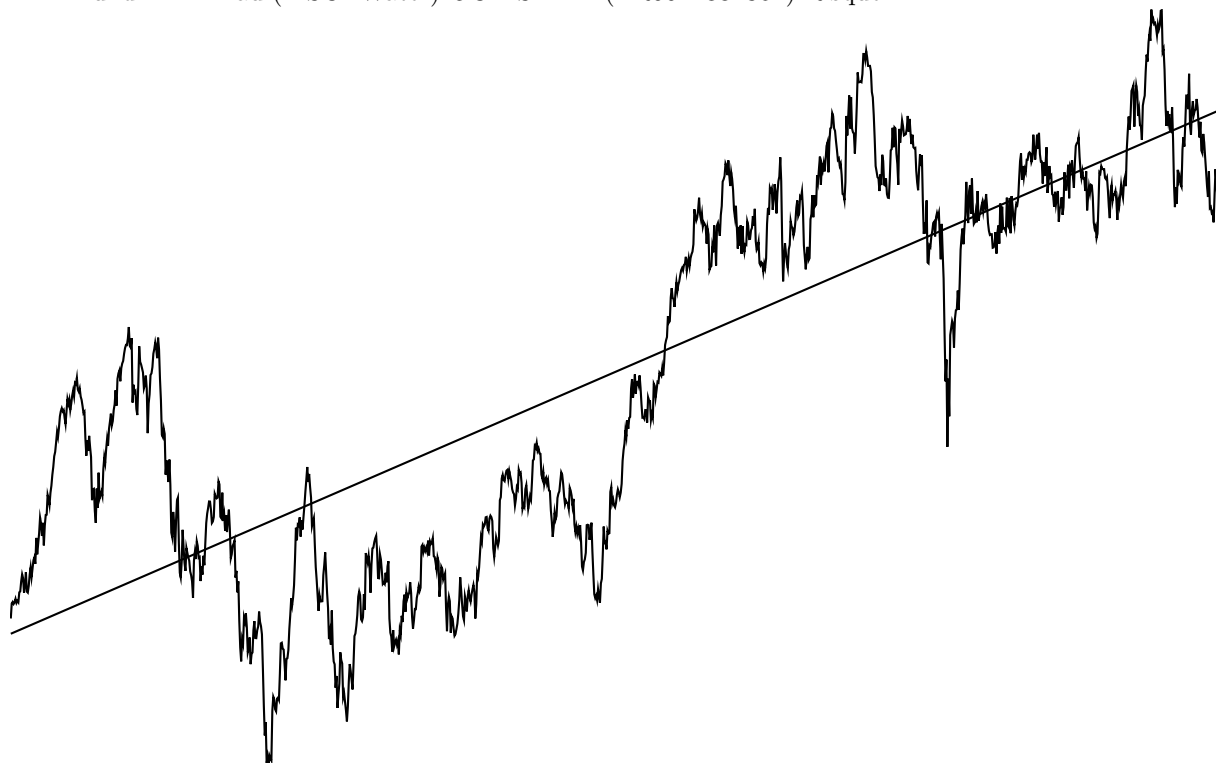
De 2021-05-31 (cours=148.04) à 2026-05-29(cours=200.95)  
Minimum 2022-09-29(cours=119.26); Maximum 2026-04-17(cours=203.35)  
Equation droite :  $0.03991 X + 134.70175$  nb valeurs=1280  
Performance : 15.73928; cours théorique du 2026-05-29 = 185.79 ecart=8.16%  
<https://www.boursorama.com/bourse/trackers/cours/1rTEQUA/>

iShares MSCI EMU Paris-Aligned Climate UCITS ETF EUR (Dist) (IE000FOSCLU1)  
Risque=4



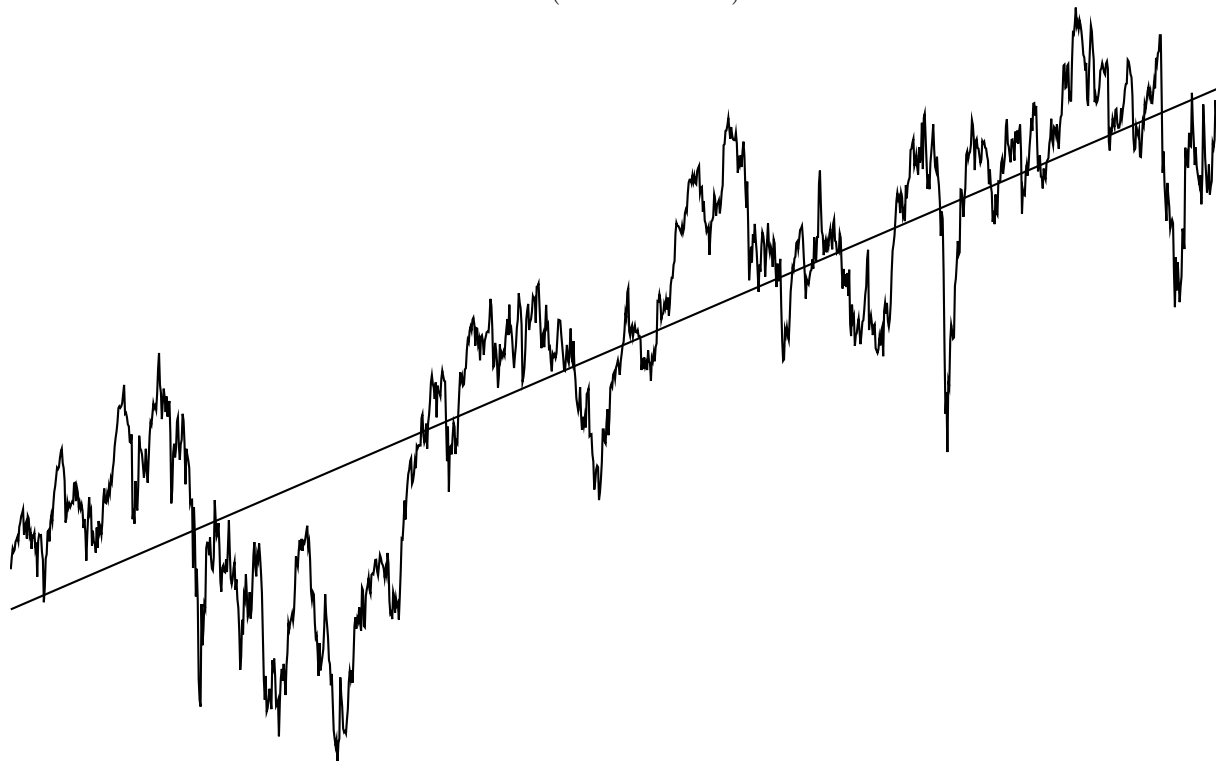
De 2021-07-30 (cours=4.99) à 2026-05-29(cours=6.41)  
Minimum 2022-09-29(cours=3.85); Maximum 2026-05-25(cours=6.45)  
Equation droite :  $0.00127 X + 4.37915$  nb valeurs=1236  
Performance : 14.93307; cours théorique du 2026-05-29 = 5.95 ecart=7.87%  
<https://www.boursorama.com/bourse/trackers/cours/1rAMPAB/>

Amundi PEA Eau (MSCI Water) UCITS ETF (FR0011882364) Risque=4



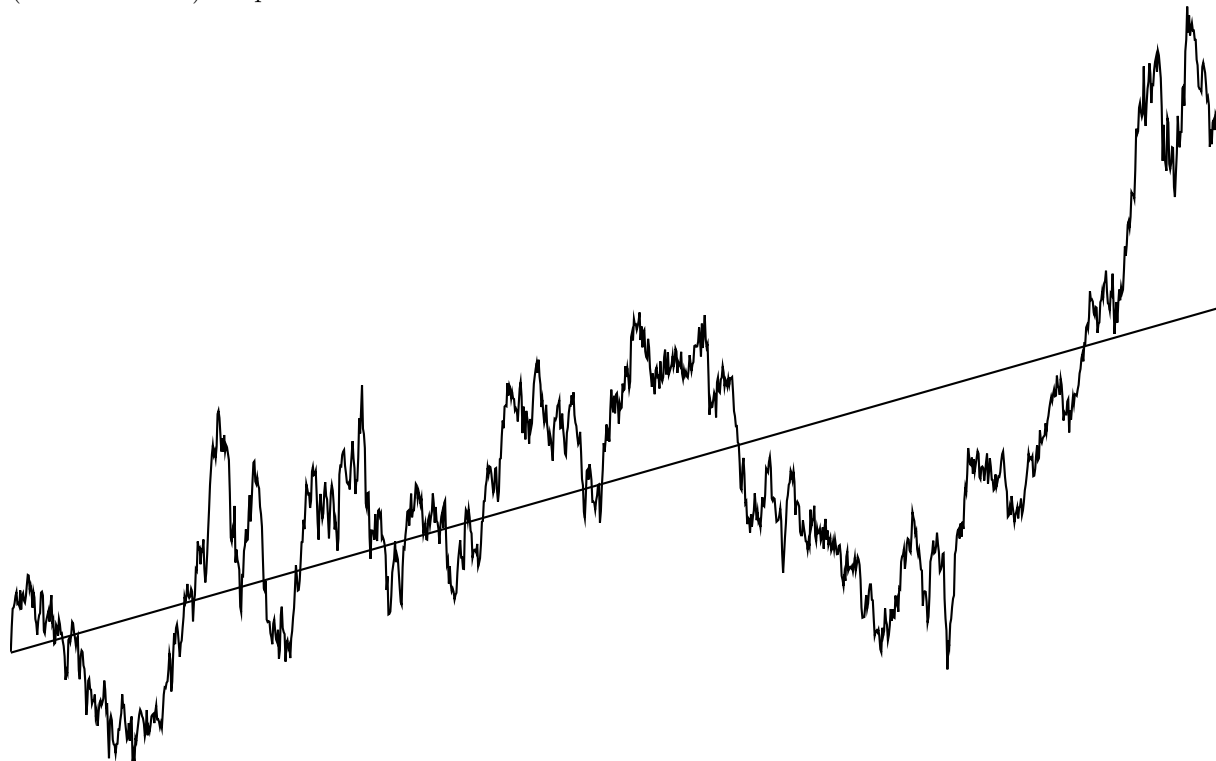
De 2021-05-31 (cours=23.67) à 2026-05-29(cours=30.43)  
Minimum 2022-06-20(cours=21.32); Maximum 2026-02-13(cours=33.40)  
Equation droite :  $0.00654 X + 23.42505$  nb valeurs=1281  
Performance : 14.74239; cours théorique du 2026-05-29 = 31.80 ecart=-4.31%  
Opportunité d'achat : 63.60897  
<https://www.boursorama.com/bourse/trackers/cours/1rTAWAT/>

AMUNDI CAC 40 ESG UCITS ETF Dist (LU1681047079)



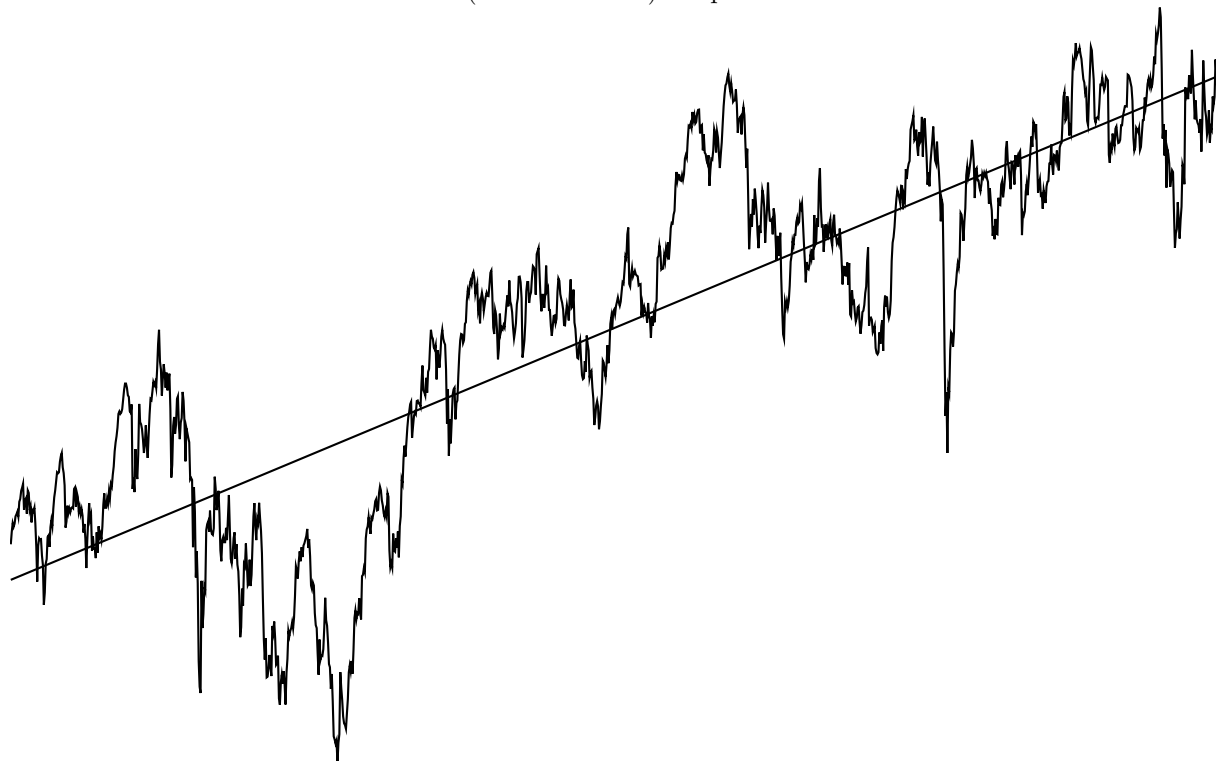
De 2021-05-31 (cours=65.10) à 2026-05-29(cours=83.30)  
Minimum 2022-09-29(cours=57.38); Maximum 2025-10-21(cours=87.43)  
Equation droite :  $0.01620 X + 63.50505$  nb valeurs=1281  
Performance : 14.06956; cours théorique du 2026-05-29 = 84.25 ecart=-1.13%  
Opportunité d'achat : 15.90045  
<https://www.boursorama.com/bourse/trackers/cours/1rTC4D/>

Amundi PEA MSCI Emerging Latin America ESG Leaders UCITS ETF  
(FR0013412004) Risque=5



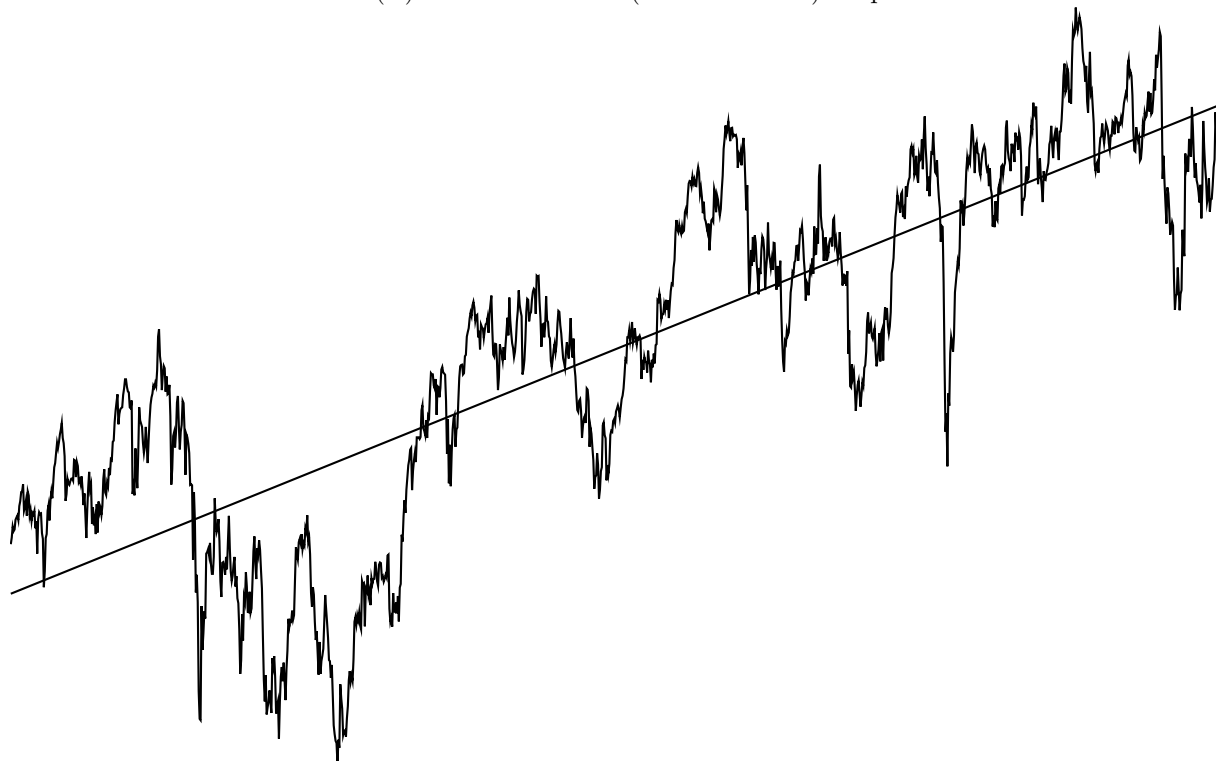
De 2021-05-31 (cours=17.57) à 2026-05-29(cours=27.10)  
Minimum 2021-11-26(cours=15.49); Maximum 2026-04-10(cours=29.70)  
Equation droite :  $0.00506 X + 17.55586$  nb valeurs=1281  
Performance : 13.60709; cours théorique du 2026-05-29 = 24.04 ecart=12.73%  
<https://www.boursorama.com/bourse/trackers/cours/1rTPALAT/>

Amundi CAC 40 UCITS ETF Dist (FR0007052782) Risque=5



De 2021-05-31 (cours=64.31) à 2026-05-29(cours=82.43)  
Minimum 2022-09-29(cours=55.91); Maximum 2026-02-26(cours=84.88)  
Equation droite :  $0.01510 X + 62.94725$  nb valeurs=1281  
Performance : 13.22329; cours théorique du 2026-05-29 = 82.29 ecart=0.17%  
<https://www.boursorama.com/bourse/trackers/cours/1rTCAC/>

BNP Paribas EASY CAC 40(R) ESG UCITS ETF (FR0010150458) Risque=5



De 2021-05-31 (cours=10.56) à 2026-05-29(cours=13.15)

Minimum 2022-09-29(cours=9.21); Maximum 2025-10-21(cours=13.85)

Equation droite :  $0.00234 X + 10.25593$  nb valeurs=1281

Performance : 12.32742; cours théorique du 2026-05-29 = 13.26 ecart=-0.78%

Opportunité d'achat : 9.63008

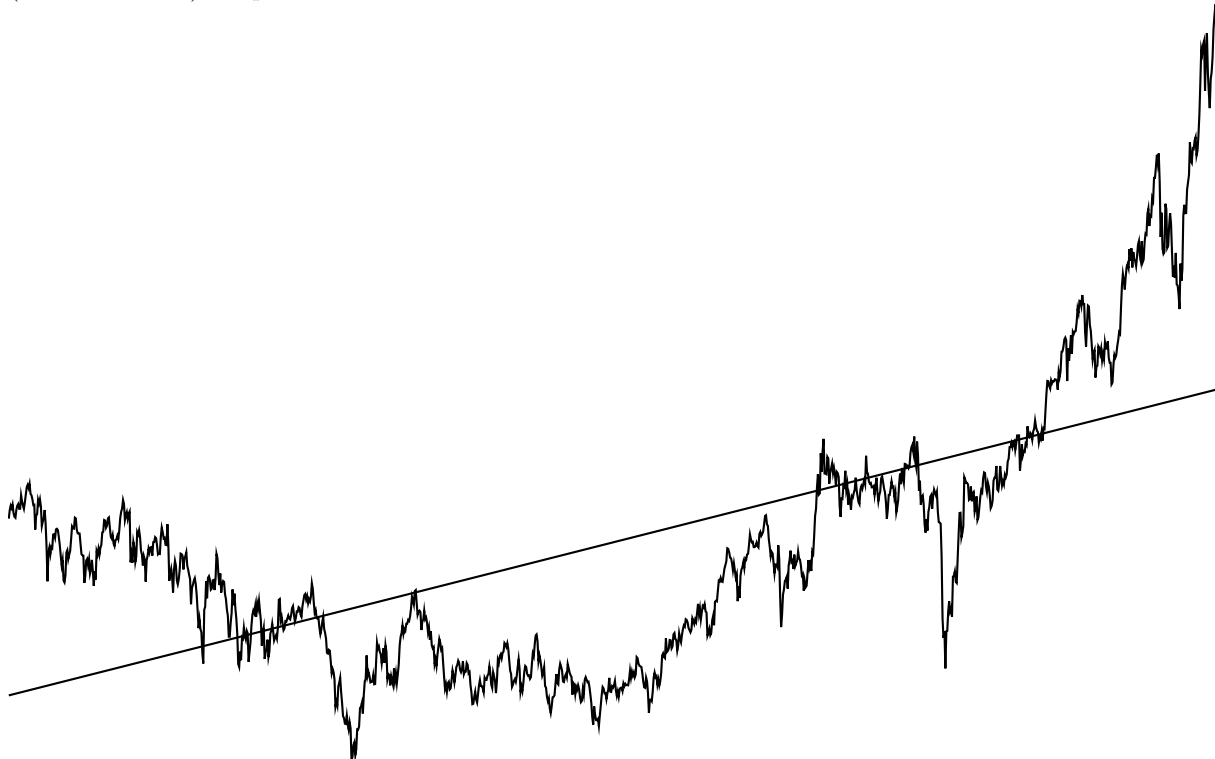
<https://www.boursorama.com/bourse/trackers/cours/1rTE40/>

OSSIAM STOXX(R) EUROPE 600 EQUAL WEIGHT NR UCITS ETF 1C  
(EUR) (LU0599613147) Risque=4



De 2021-05-31 (cours=116.98) à 2026-05-29(cours=152.88)  
Minimum 2022-09-29(cours=88.66); Maximum 2026-05-25(cours=153.72)  
Equation droite :  $0.02609 X + 103.97446$  nb valeurs=1271  
Performance : 12.13492; cours théorique du 2026-05-29 = 137.13 ecart=11.49%  
<https://www.boursorama.com/bourse/trackers/cours/1rTS6EW/>

LYXOR UCITS ETF PEA MSCI AC ASIA PACIFIC EX JAPAN C-EUR  
(FR0011869312) Risque=4



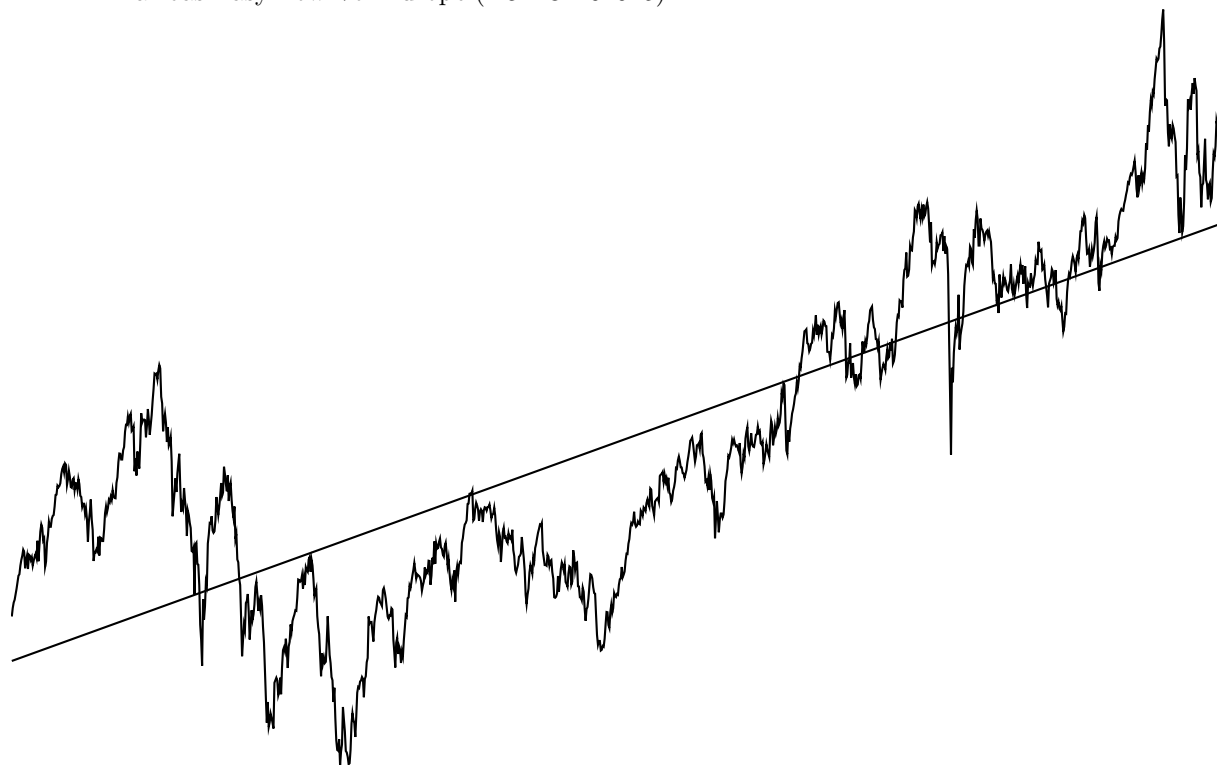
De 2021-05-31 (cours=18.60) à 2026-05-29(cours=27.34)  
Minimum 2022-10-24(cours=14.49); Maximum 2026-05-27(cours=27.35)  
Equation droite :  $0.00407 X + 15.59877$  nb valeurs=1281  
Performance : 11.87085; cours théorique du 2026-05-29 = 20.81 ecart=31.42%  
<https://www.boursorama.com/bourse/trackers/cours/1rTPAEJ/>

iShares MSCI World Swap PEA UCITS ETF EUR (Acc) (IE0002XZSH01)



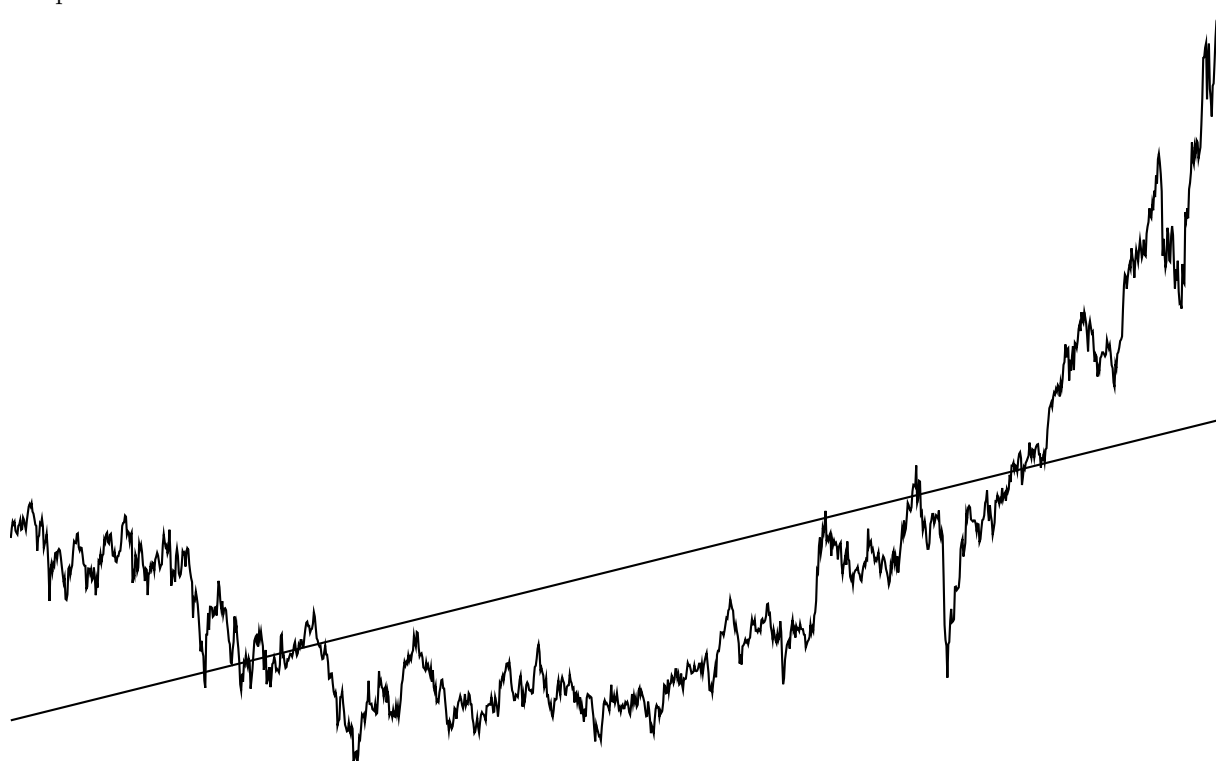
De 2024-04-03 (cours=5.01) à 2026-05-29(cours=6.77)  
Minimum 2025-04-09(cours=4.69); Maximum 2026-05-25(cours=6.78)  
Equation droite :  $0.00244 X + 4.99192$  nb valeurs=550  
Performance : 11.72017; cours théorique du 2026-05-29 = 6.33 ecart=6.86%  
<https://www.boursorama.com/bourse/trackers/cours/1rTWPEA/>

BNP Paribas Easy Low Vol Europe (LU1481201025)



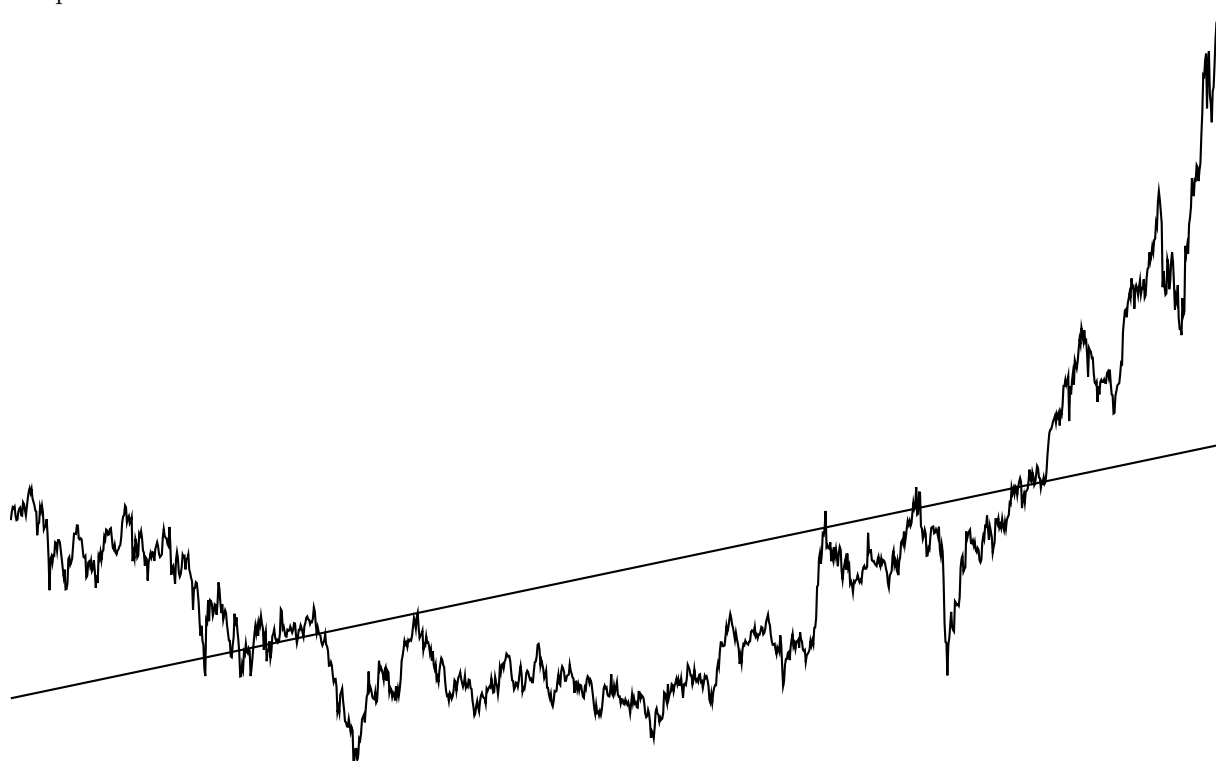
De 2021-05-31 (cours=126.46) à 2026-05-29(cours=164.40)  
Minimum 2022-09-29(cours=114.54); Maximum 2026-02-27(cours=175.02)  
Equation droite :  $0.02753 X + 122.90182$  nb valeurs=1271  
Performance : 11.67818; cours théorique du 2026-05-29 = 157.90 ecart=4.12%  
<https://www.boursorama.com/bourse/trackers/cours/1rTVLED/>

Amundi PEA MSCI Emerging Markets ESG Leaders UCITS ETF (FR0013412020)  
Risque=4



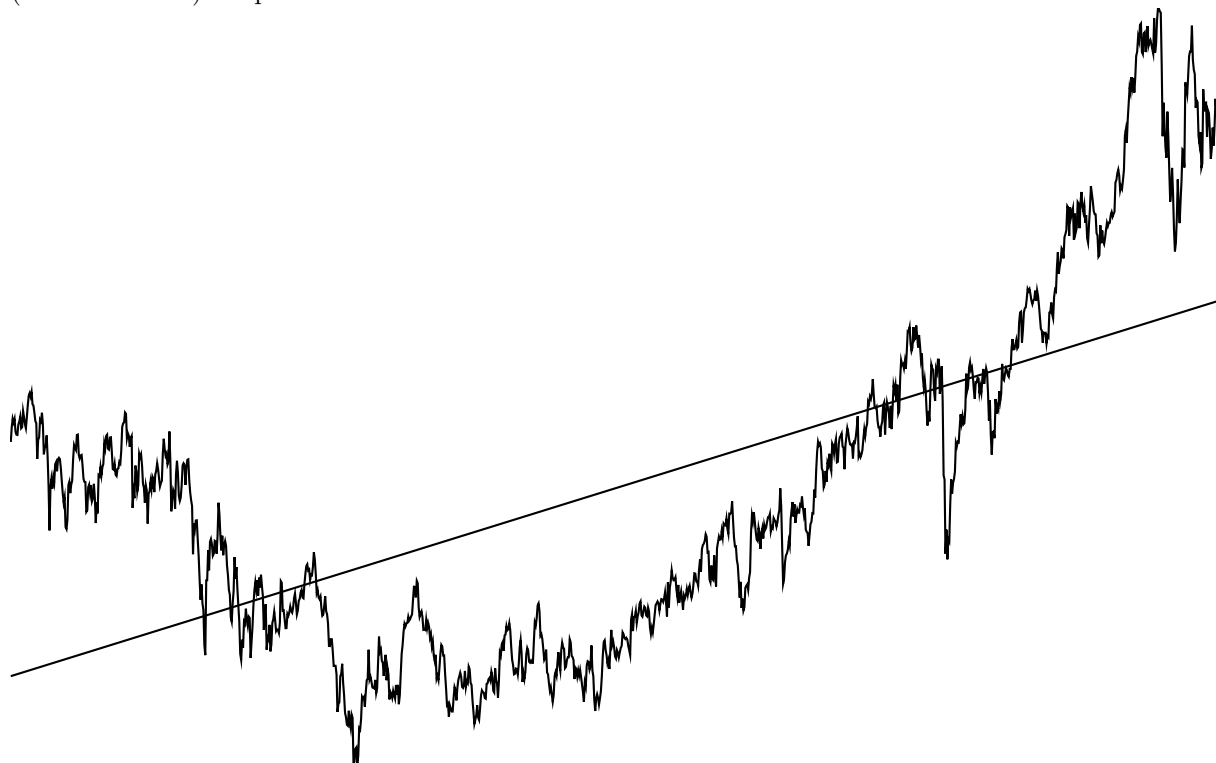
De 2021-05-31 (cours=24.11) à 2026-05-29(cours=36.13)  
Minimum 2022-10-28(cours=19.01); Maximum 2026-05-29(cours=36.13)  
Equation droite :  $0.00531 X + 19.97589$  nb valeurs=1281  
Performance : 11.45681; cours théorique du 2026-05-29 = 26.78 ecart=34.90%  
<https://www.boursorama.com/bourse/trackers/cours/1rTPAEEM/>

Amundi PEA MSCI Emerging Asia ESG Leaders UCITS ETF (FR0013412012)  
Risque=4



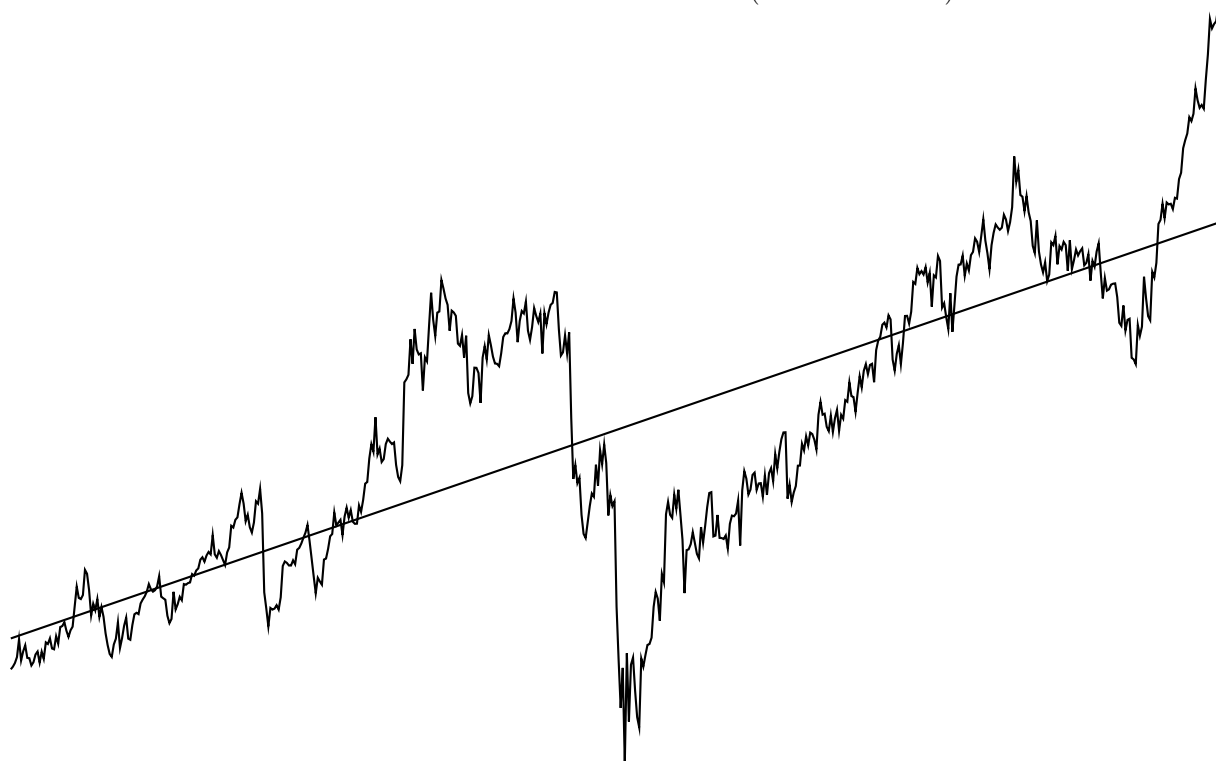
De 2021-05-31 (cours=25.82) à 2026-05-29(cours=40.21)  
Minimum 2022-10-24(cours=19.02); Maximum 2026-05-29(cours=40.21)  
Equation droite :  $0.00555 X + 20.82738$  nb valeurs=1281  
Performance : 10.77667; cours théorique du 2026-05-29 = 27.94 ecart=43.93%  
<https://www.boursorama.com/bourse/trackers/cours/1rTPAASI/>

Amundi PEA MSCI Emerging EMEA ESG Leaders UCITS ETF - Acc  
(FR0011440478) Risque=5



De 2021-05-31 (cours=17.44) à 2026-05-29(cours=21.35)  
Minimum 2022-10-24(cours=13.67); Maximum 2026-02-24(cours=22.50)  
Equation droite :  $0.00343 X + 14.70272$  nb valeurs=1281  
Performance : 10.44395; cours théorique du 2026-05-29 = 19.09 ecart=11.82%  
<https://www.boursorama.com/bourse/trackers/cours/1rTPLEM/>

Amundi PEA MSCI USA Value Advanced UCITS ETF - Acc (FR001400KH45)



De 2024-02-07 (cours=10.22) à 2026-05-29(cours=14.32)

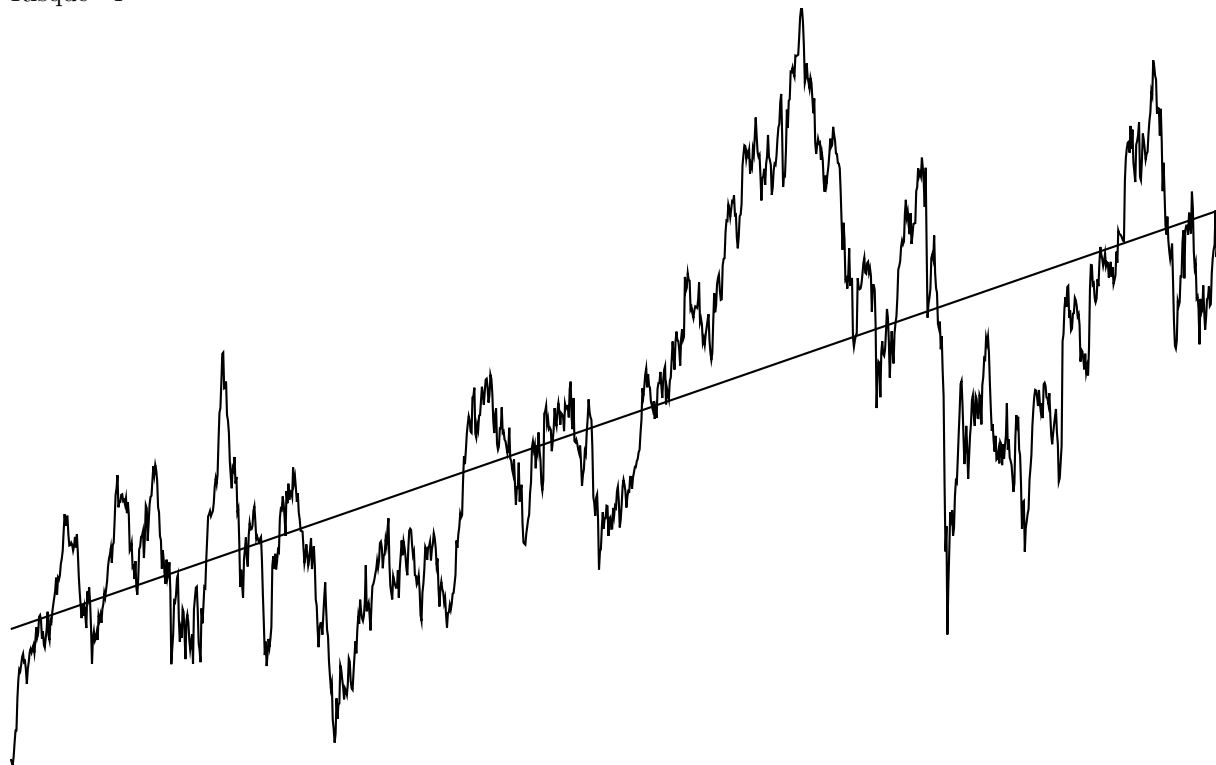
Minimum 2025-04-09(cours=9.64); Maximum 2026-05-29(cours=14.32)

Equation droite :  $0.00439 X + 10.41439$  nb valeurs=587

Performance : 10.27472; cours théorique du 2026-05-29 = 12.99 ecart=10.22%

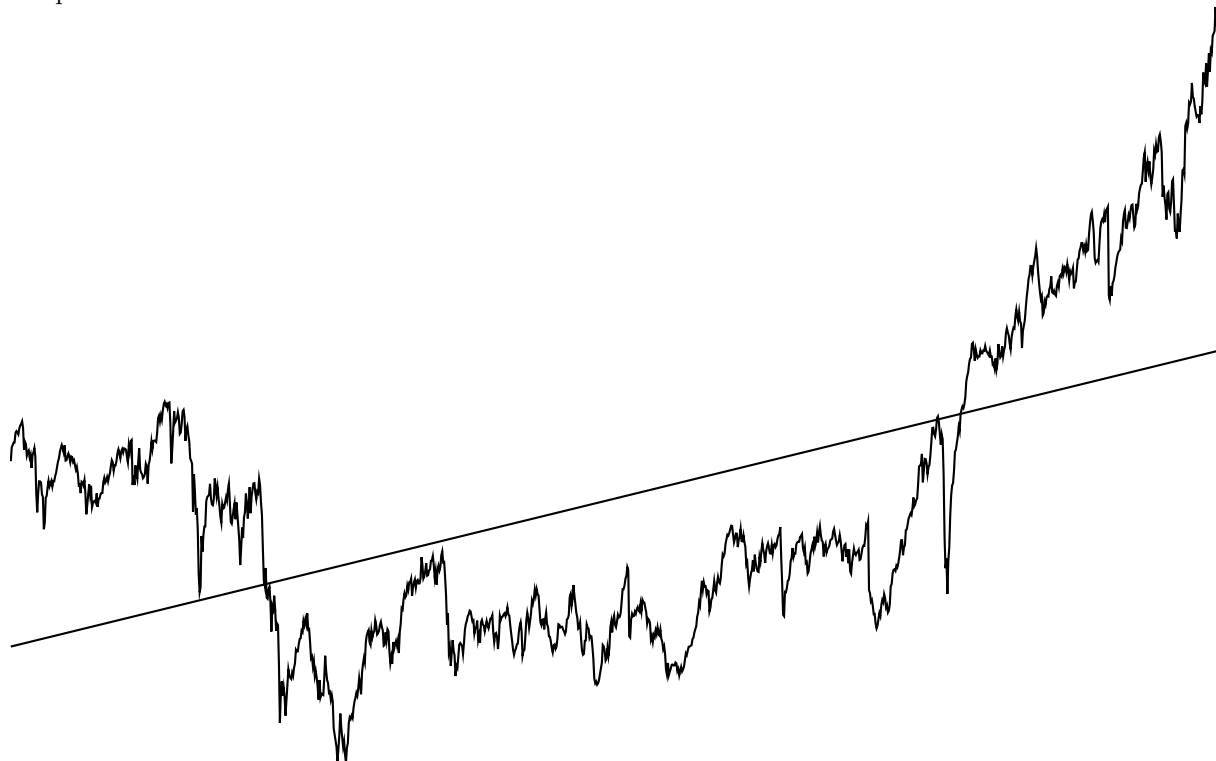
<https://www.boursorama.com/bourse/trackers/cours/1rTUSVE/>

Amundi STOXX Europe 600 Healthcare UCITS ETF Acc (LU1834986900)  
Risque=4



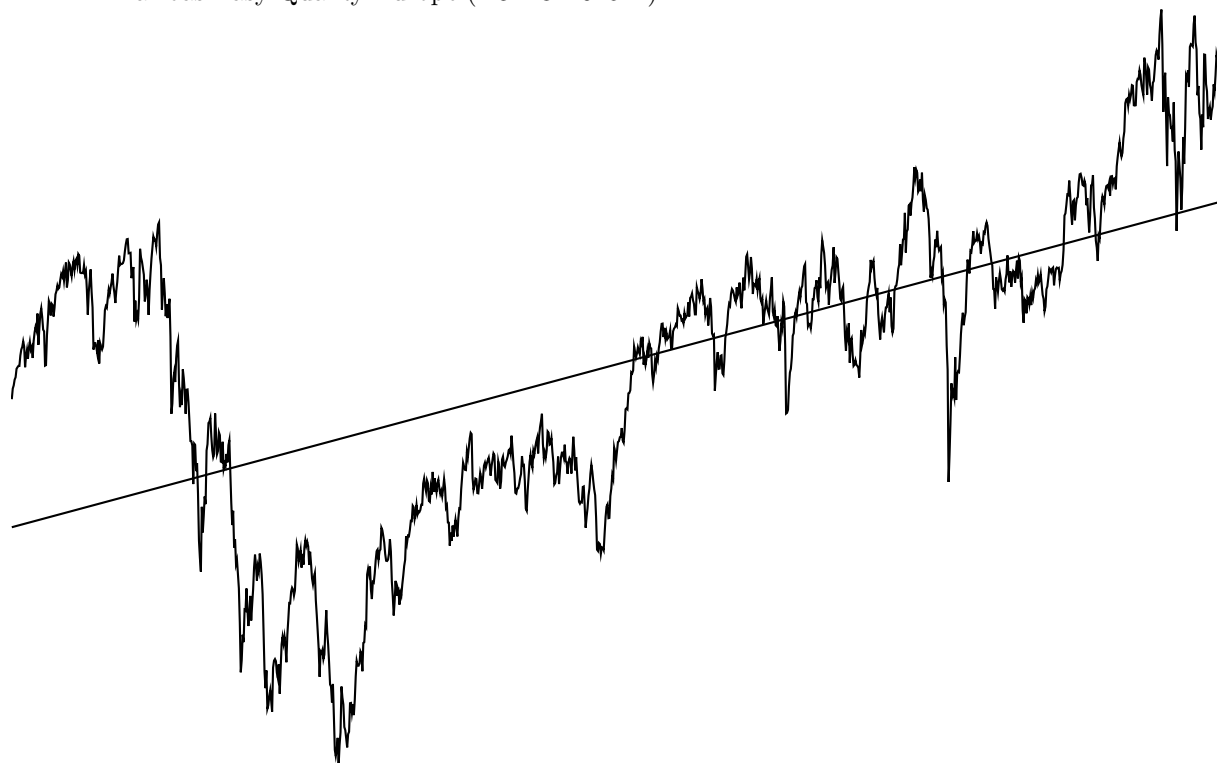
De 2021-05-31 (cours=114.29) à 2026-05-29(cours=149.51)  
Minimum 2021-06-02(cours=113.87); Maximum 2024-08-30(cours=167.09)  
Equation droite :  $0.02304 X + 123.43020$  nb valeurs=1281  
Performance : 9.54880; cours théorique du 2026-05-29 = 152.95 ecart=-2.25%  
Opportunité d'achat : 21.48270  
<https://www.boursorama.com/bourse/trackers/cours/1rTHLT/>

Amundi Stoxx Europe Select Dividend 30 - UCITS ETF Dist (LU1812092168)  
Risque=5



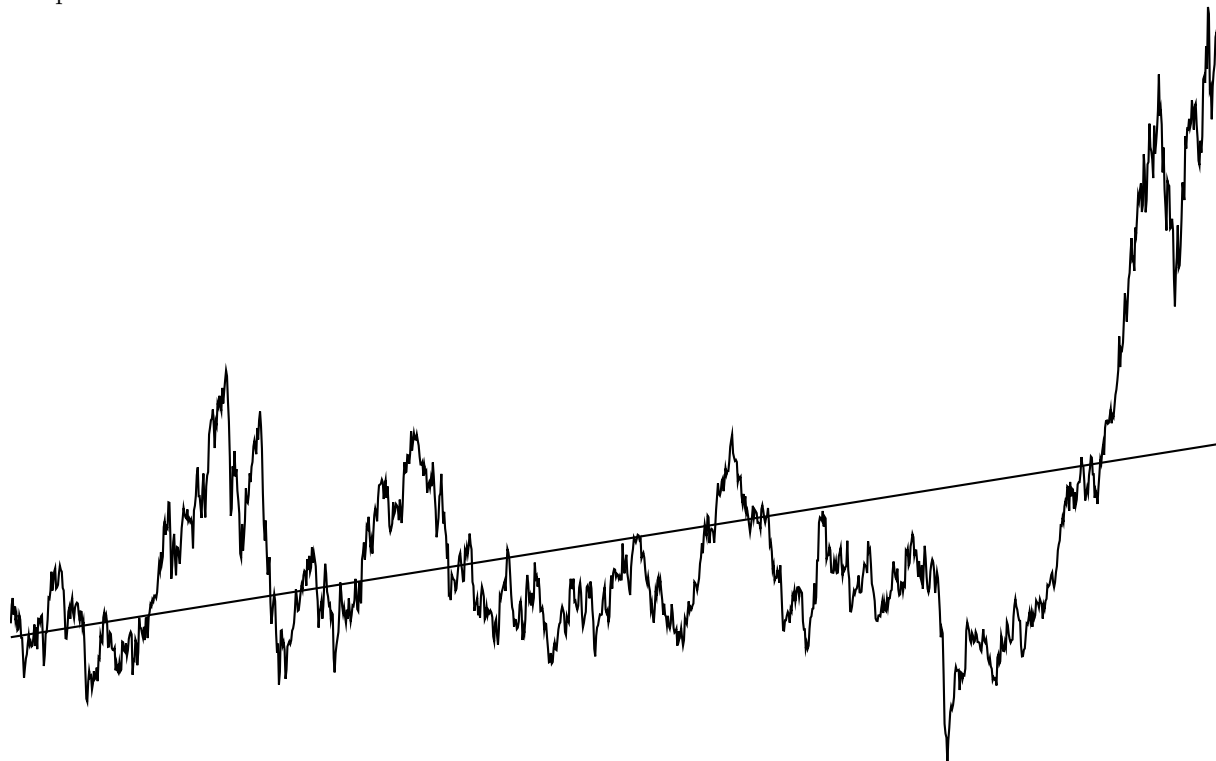
De 2021-05-31 (cours=17.36) à 2026-05-29(cours=23.44)  
Minimum 2022-10-12(cours=13.04); Maximum 2026-05-25(cours=23.86)  
Equation droite :  $0.00331 X + 14.70565$  nb valeurs=1281  
Performance : 8.64615; cours théorique du 2026-05-29 = 18.95 ecart=23.72%  
<https://www.boursorama.com/bourse/trackers/cours/1rTSEL/>

BNP Paribas Easy Quality Europe (LU1481201611)



De 2021-05-31 (cours=127.26) à 2026-05-29(cours=152.80)  
Minimum 2022-09-29(cours=99.55); Maximum 2026-02-27(cours=156.74)  
Equation droite :  $0.01936 X + 117.57520$  nb valeurs=1273  
Performance : 7.39953; cours théorique du 2026-05-29 = 142.22 ecart=7.44%  
<https://www.boursorama.com/bourse/trackers/cours/1rTQUED/>

Amundi STOXX Europe 600 Basic Resources UCITS ETF Acc (LU1834983550)  
Risque=6



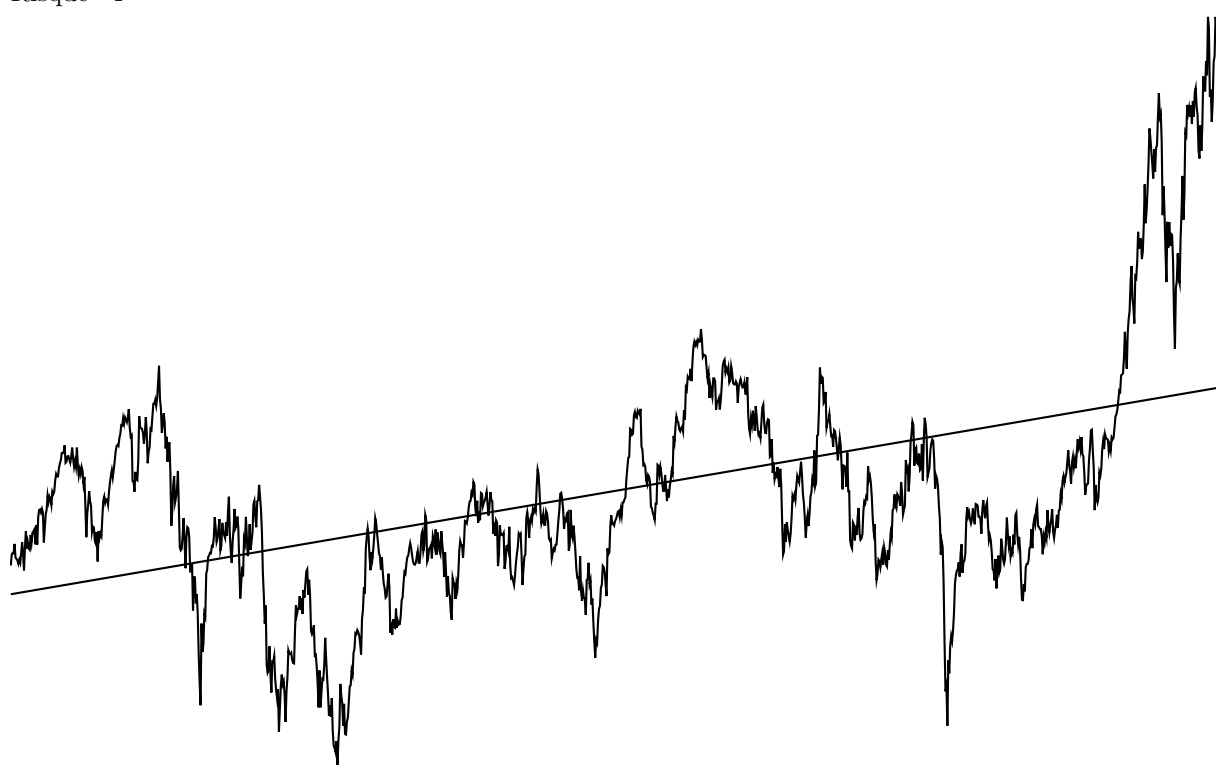
De 2021-05-31 (cours=82.58) à 2026-05-29(cours=143.99)  
Minimum 2025-04-09(cours=68.23); Maximum 2026-05-13(cours=145.95)  
Equation droite :  $0.01553 X + 81.15010$  nb valeurs=1281  
Performance : 6.82721; cours théorique du 2026-05-29 = 101.04 ecart=42.50%  
<https://www.boursorama.com/bourse/trackers/cours/1rTBRES/>

BNP Paribas Easy Value Europe (LU1481201702)



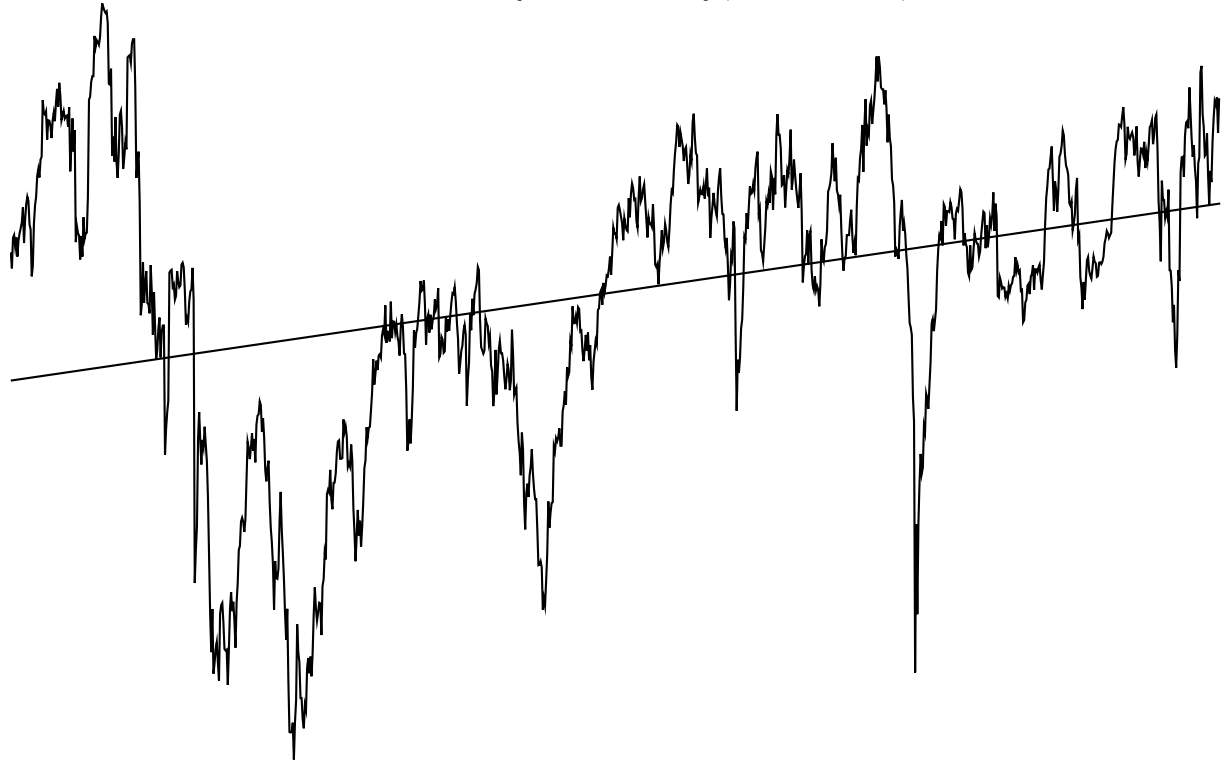
De 2021-05-31 (cours=103.16) à 2026-05-29(cours=128.08)  
Minimum 2022-09-29(cours=74.44); Maximum 2026-04-20(cours=130.50)  
Equation droite :  $0.01602 X + 90.94082$  nb valeurs=1278  
Performance : 6.50069; cours théorique du 2026-05-29 = 111.41 ecart=14.96%  
<https://www.boursorama.com/bourse/trackers/cours/1rTVALD/>

Amundi STOXX Europe 600 Basic Materials UCITS ETF - Acc (LU1834983634)  
Risque=4



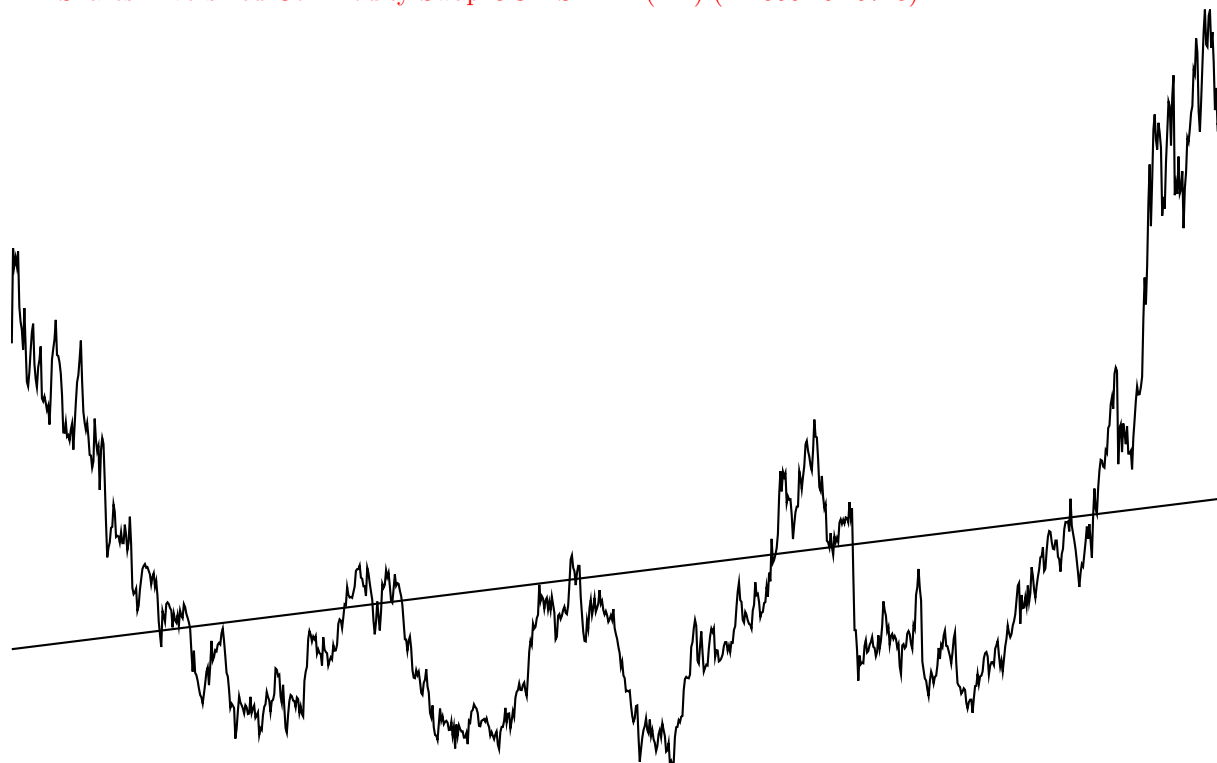
De 2021-05-31 (cours=149.71) à 2026-05-29(cours=208.03)  
Minimum 2022-09-29(cours=128.70); Maximum 2026-05-28(cours=208.36)  
Equation droite :  $0.01702 X + 146.68383$  nb valeurs=1281  
Performance : 4.50499; cours théorique du 2026-05-29 = 168.48 ecart=23.47%  
<https://www.boursorama.com/bourse/trackers/cours/1rTCHM/>

BNP PARIBAS EASY Growth Europe [UCITS ETF, C] (LU2244387887)



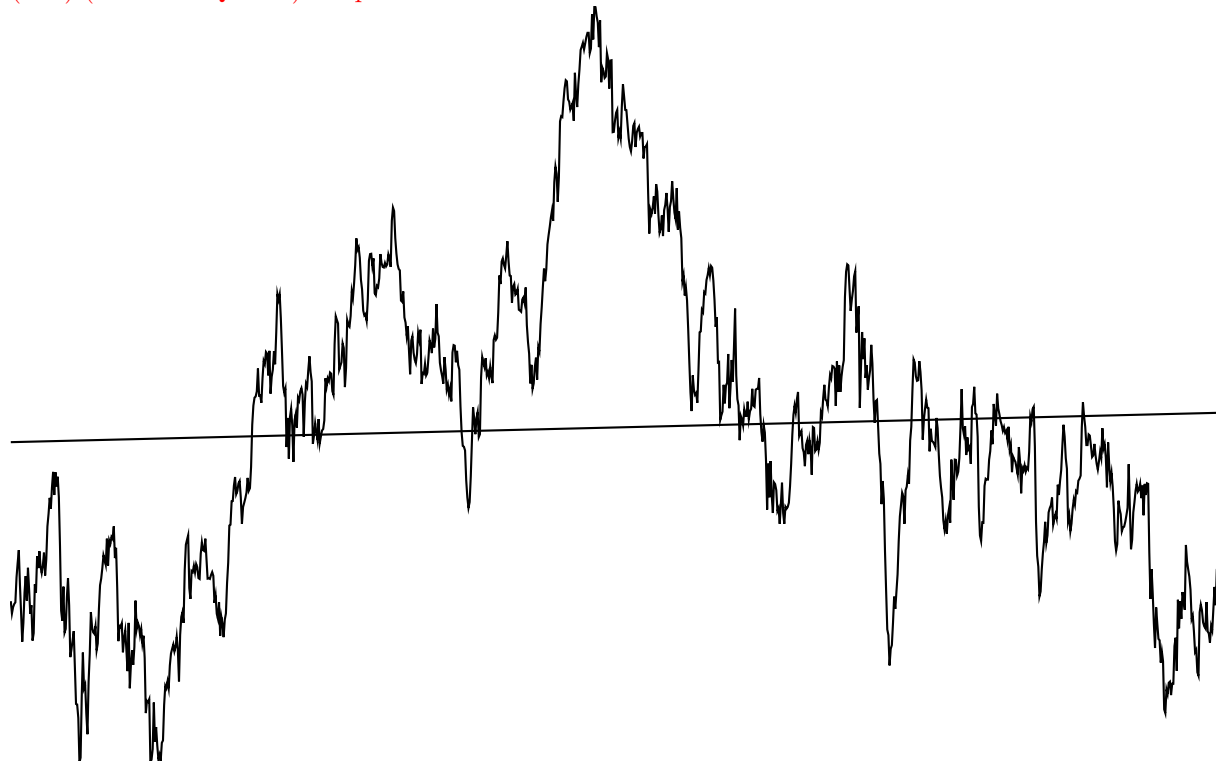
De 2021-06-22 (cours=10.68) à 2026-05-29(cours=11.33)  
Minimum 2022-09-29(cours=8.51); Maximum 2021-11-15(cours=11.74)  
Equation droite :  $0.00069 X + 10.12898$  nb valeurs=1098  
Performance : 1.53528; cours théorique du 2026-05-29 = 10.88 ecart=4.13%  
<https://www.boursorama.com/bourse/trackers/cours/1rTEGR0/>

iShares Diversified Commodity Swap UCITS ETF (DE) (DE000A0H0728)



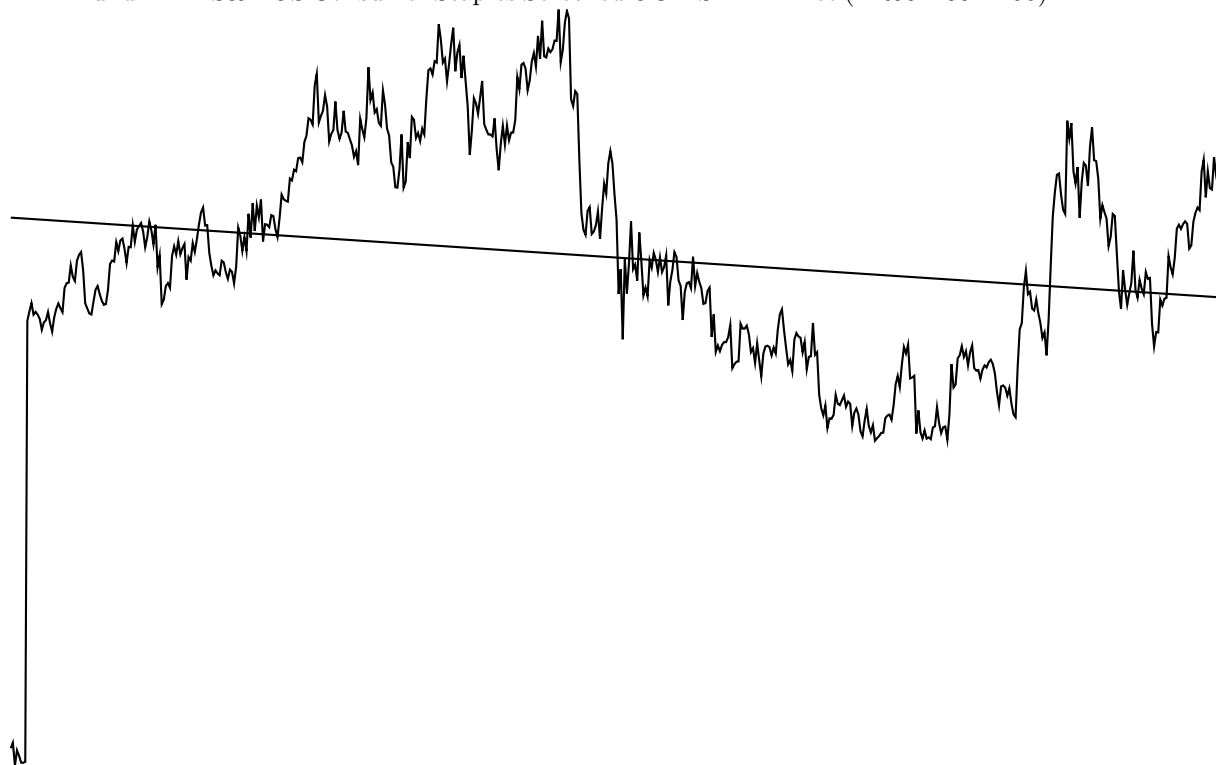
De 2022-08-12 (cours=30.24) à 2026-05-29(cours=33.69)  
Minimum 2024-09-10(cours=23.37); Maximum 2026-05-13(cours=35.67)  
Equation droite :  $0.00254 X + 25.26491$  nb valeurs=963  
Performance : 1.32493; cours théorique du 2026-05-29 = 27.71 ecart=21.56%  
<https://www.boursorama.com/bourse/trackers/cours/1rTCMSE/>

iShares STOXX Europe 600 Automobiles Parts UCITS ETF (DE) EUR  
(Acc) (DE000A2QP4A8) Risque=5



De 2022-04-08 (cours=4.89) à 2026-05-29(cours=5.01)  
Minimum 2022-07-05(cours=4.32); Maximum 2024-04-08(cours=6.97)  
Equation droite :  $0.00010 X + 5.44608$  nb valeurs=1057  
Performance : -3.02847; cours théorique du 2026-05-29 = 5.55 ecart=-9.77%  
<https://www.boursorama.com/bourse/trackers/cours/1rASAOT/>

Amundi PEA S&P US Consumer Staples Screened UCITS ETF - Acc (FR001400KE06)



De 2024-02-08 (cours=8.11) à 2026-05-29(cours=11.07)

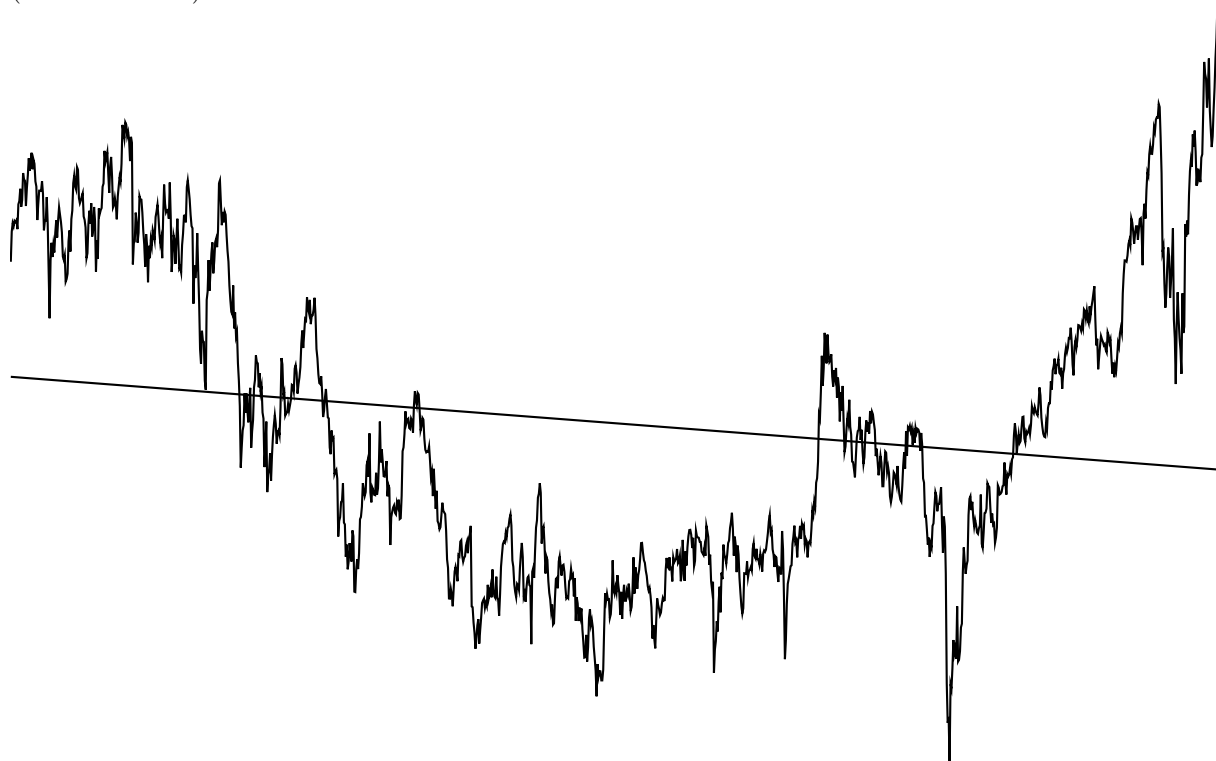
Minimum 2024-02-12(cours=8.02); Maximum 2025-02-25(cours=12.01)

Equation droite :  $-0.00072 X + 10.91064$  nb valeurs=585

Performance : -4.12037; cours théorique du 2026-05-29 = 10.49 ecart=5.56%

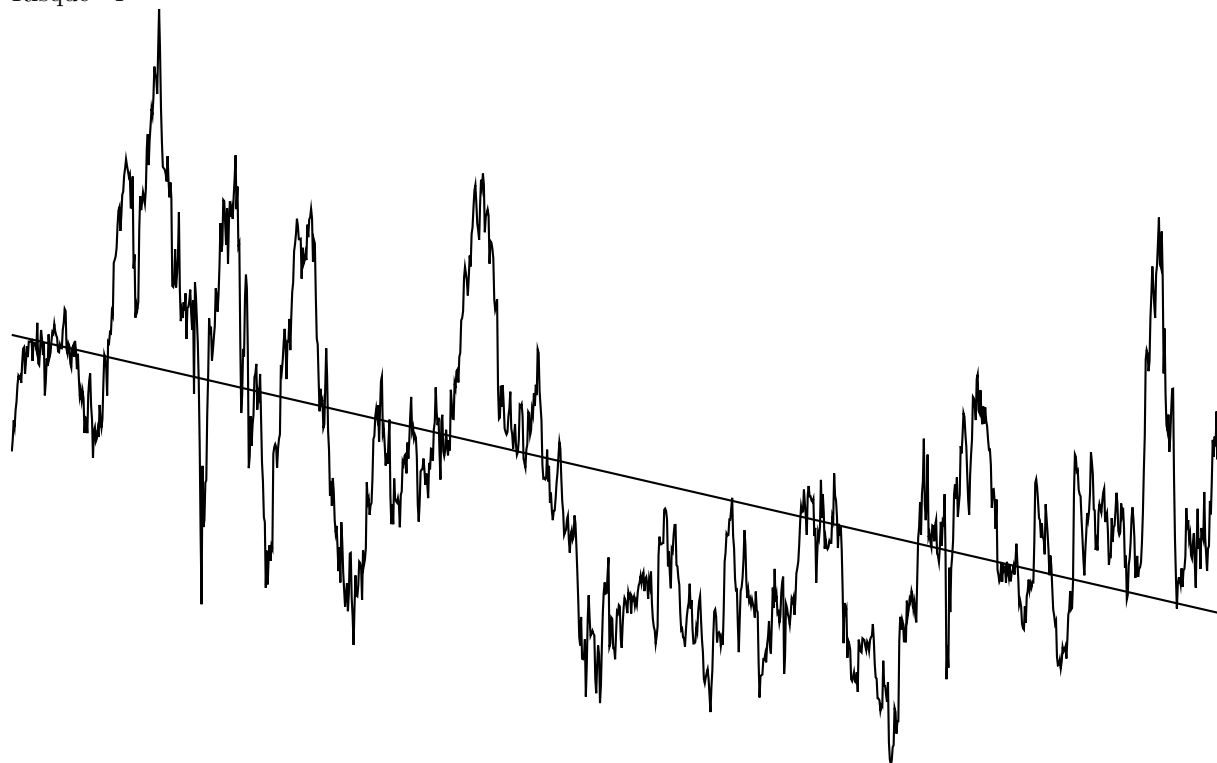
<https://www.boursorama.com/bourse/trackers/cours/1rTCOSE/>

BNP PARIBAS EASY MSCI Emerging SRI PAB [UCITS ETF EUR, D]  
(LU1659681313)



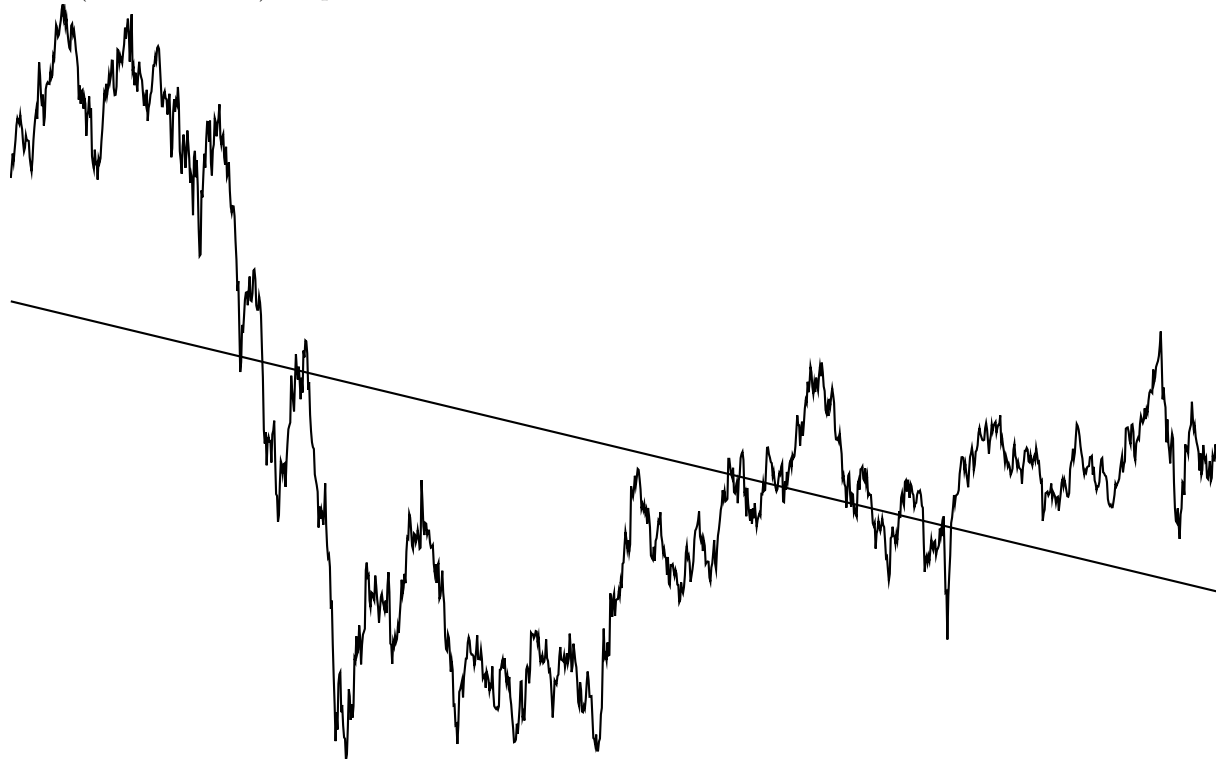
De 2021-05-31 (cours=114.67) à 2026-05-29(cours=127.58)  
Minimum 2025-04-09(cours=88.26); Maximum 2026-05-27(cours=128.13)  
Equation droite :  $-0.00383 X + 108.60181$  nb valeurs=1278  
Performance : -5.31334; cours théorique du 2026-05-29 = 103.70 ecart=23.03%  
<https://www.boursorama.com/bourse/trackers/cours/1rTEISR/>

Amundi STOXX Europe 600 Consumer Staples UCITS ETF Acc (LU1834985845)  
Risque=4



De 2021-05-31 (cours=93.31) à 2026-05-29(cours=91.70)  
Minimum 2025-01-14(cours=83.66); Maximum 2022-01-04(cours=106.95)  
Equation droite :  $-0.00670 X + 96.90637$  nb valeurs=1281  
Performance : -5.86098; cours théorique du 2026-05-29 = 88.32 ecart=3.83%  
<https://www.boursorama.com/bourse/trackers/cours/1rTF00/>

LYXOR UCITS ETF PEA FTSE EPRA/NAREIT Developed Europe C-  
EUR (FR0011869304) Risque=5



De 2021-05-31 (cours=15.77) à 2026-05-29(cours=12.87)  
Minimum 2022-10-12(cours=9.45); Maximum 2021-08-16(cours=17.65)  
Equation droite :  $-0.00246 X + 14.43330$  nb valeurs=1281  
Performance : -16.17929; cours théorique du 2026-05-29 = 11.28 ecart=14.13%  
<https://www.boursorama.com/bourse/trackers/cours/1rTPMEH/>

Opportunités d'achat :

- 1) BNP Paribas Easy ESG Eurozone Biodiversity Leaders PAB UCITS ETF cap (LU2446381555) 64.92349
- 2) Amundi PEA Eau (MSCI Water) UCITS ETF (FR0011882364) 63.60897
- 3) Amundi STOXX Europe 600 Healthcare UCITS ETF Acc (LU1834986900) 21.48270
- 4) AMUNDI CAC 40 ESG UCITS ETF Dist (LU1681047079) 15.90045
- 5) BNP Paribas EASY CAC 40(R) ESG UCITS ETF (FR0010150458) 9.63008
- 6) AMUNDI CAC 40 ESG (LU1681046931) 2.01945