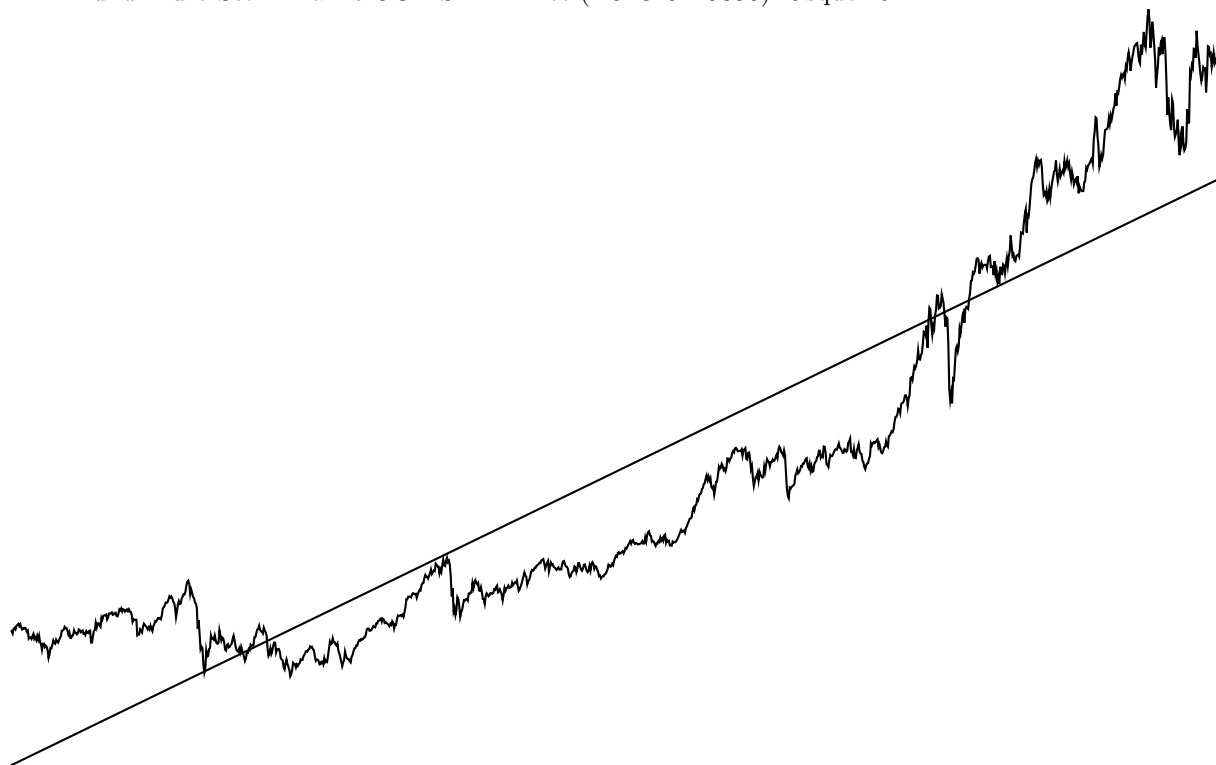


Amundi Euro Stoxx Banks UCITS ETF Acc (LU1829219390) Risque=6



De 2021-05-24 (cours=92.89) à 2026-05-22(cours=334.83)

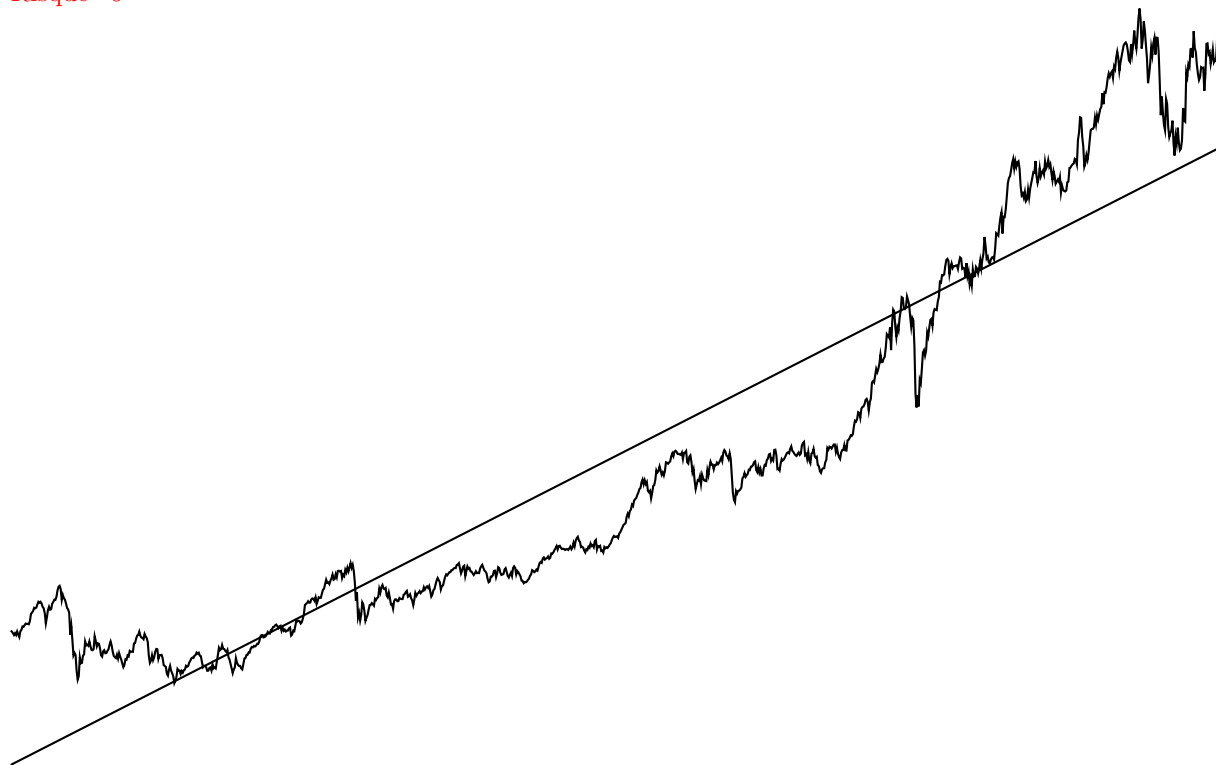
Minimum 2022-07-14(cours=74.70); Maximum 2026-02-03(cours=346.92)

Equation droite : $0.18714 X + 38.30194$ nb valeurs=1281

Performance : 275.71684; cours théorique du 2026-05-22 = 278.03 ecart=20.43%

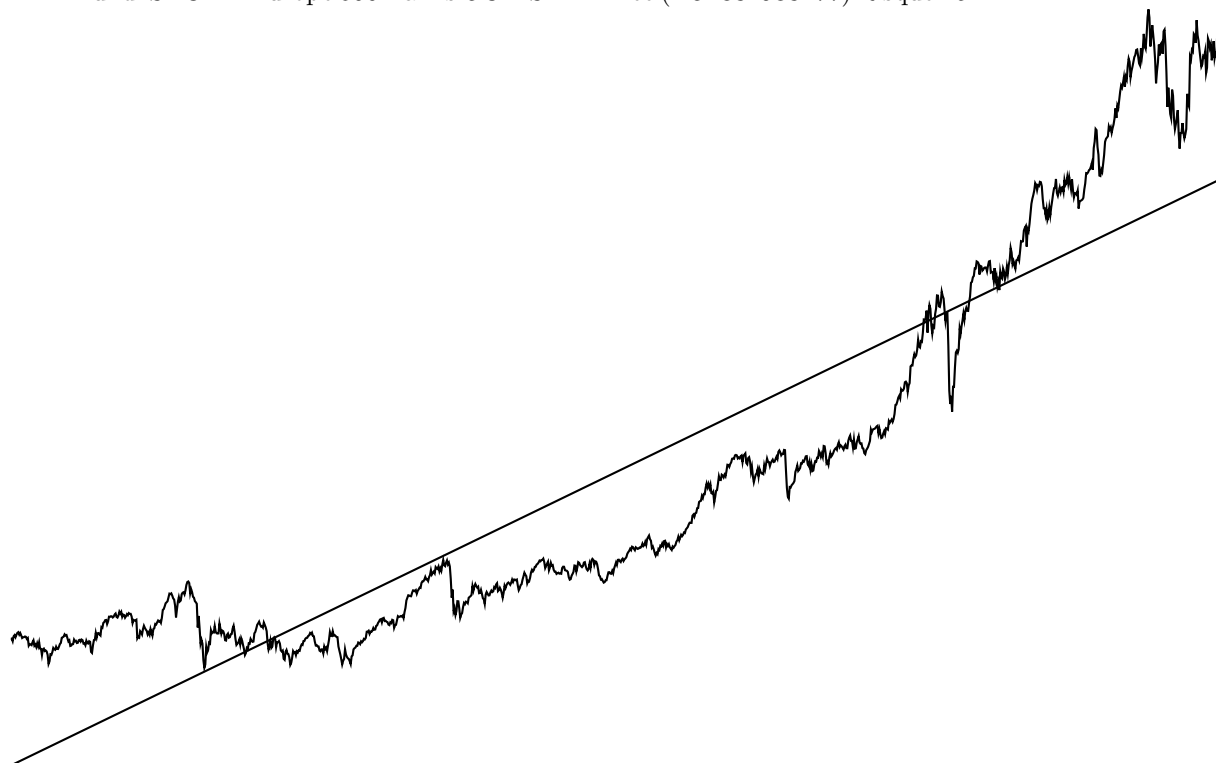
<https://www.boursorama.com/bourse/trackers/cours/1rTBNKE/>

iShares EURO STOXX Banks 30-15 UCITS ETF (DE) EUR (Acc) (DE000A2QP372)
Risque=6



De 2021-12-08 (cours=5.12) à 2026-05-22(cours=17.71)
Minimum 2022-07-14(cours=4.01); Maximum 2026-02-03(cours=18.33)
Equation droite : $0.01152 X + 2.27066$ nb valeurs=1139
Performance : 261.43120; cours théorique du 2026-05-22 = 15.39 ecart=15.11%
<https://www.boursorama.com/bourse/trackers/cours/1rAEXA1/>

Amundi STOXX Europe 600 Banks UCITS ETF Acc (LU1834983477) Risque=5



De 2021-05-24 (cours=18.67) à 2026-05-22(cours=63.70)

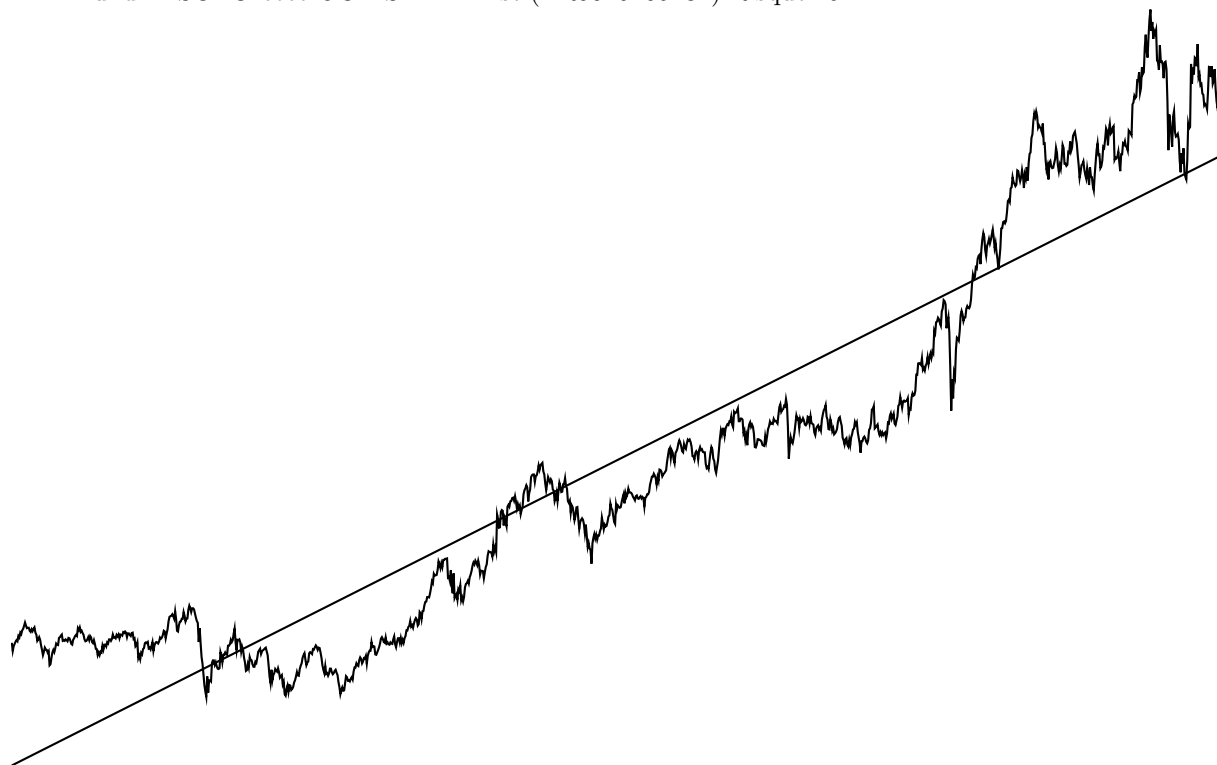
Minimum 2022-03-07(cours=16.52); Maximum 2026-02-03(cours=64.87)

Equation droite : $0.03361 X + 9.34297$ nb valeurs=1281

Performance : 203.79555; cours théorique du 2026-05-22 = 52.40 ecart=21.56%

<https://www.boursorama.com/bourse/trackers/cours/1rTBNK/>

Amundi MSCI Greece UCITS ETF Dist (FR0010405431) Risque=5



De 2021-05-24 (cours=0.98) à 2026-05-22(cours=2.47)

Minimum 2022-03-08(cours=0.83); Maximum 2026-02-04(cours=2.67)

Equation droite : $0.00127 X + 0.65070$ nb valeurs=1281

Performance : 113.21497; cours théorique du 2026-05-22 = 2.28 écart=8.62%

<https://www.boursorama.com/bourse/trackers/cours/1rTGRE/>

Amundi IBEX 35 UCITS ETF - Acc (FR0010655746) Risque=5



De 2021-05-24 (cours=197.18) à 2026-05-22(cours=460.85)

Minimum 2022-10-12(cours=163.28); Maximum 2026-04-17(cours=470.50)

Equation droite : $0.21043 X + 127.52357$ nb valeurs=1280

Performance : 93.87686; cours théorique du 2026-05-22 = 396.88 ecart=16.12%

<https://www.boursorama.com/bourse/trackers/cours/1rTCS1/>

AMUNDI ITALY MIB ESG (LU1681037518) Risque=5



De 2021-05-24 (cours=50.37) à 2026-05-22(cours=122.04)

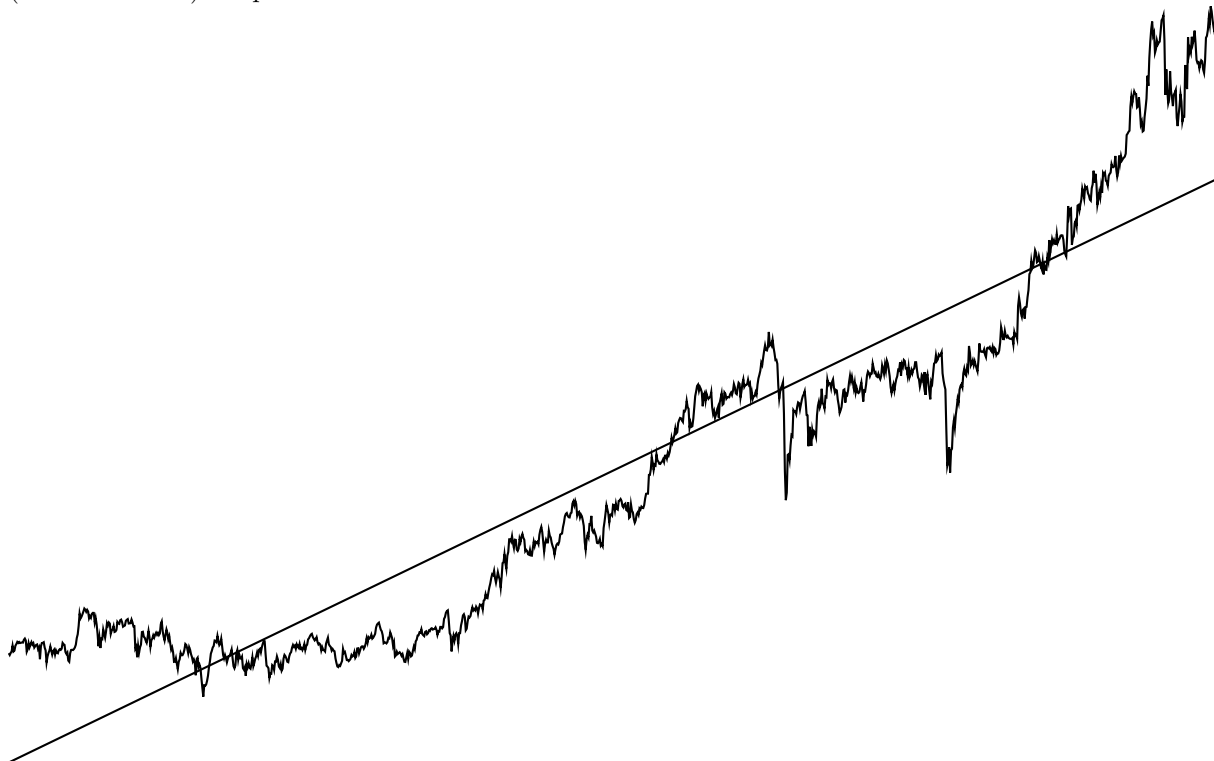
Minimum 2022-09-29(cours=42.91); Maximum 2026-05-22(cours=122.04)

Equation droite : $0.05240 X + 38.02271$ nb valeurs=1280

Performance : 80.13616; cours théorique du 2026-05-22 = 105.10 ecart=16.12%

<https://www.boursorama.com/bourse/trackers/cours/1rTFMI/>

AMUNDI ETF PEA JAPAN TOPIX UCITS ETF - DAILY HEDGED EUR
(FR0013411998) Risque=4



De 2021-05-24 (cours=23.91) à 2026-05-22(cours=55.60)

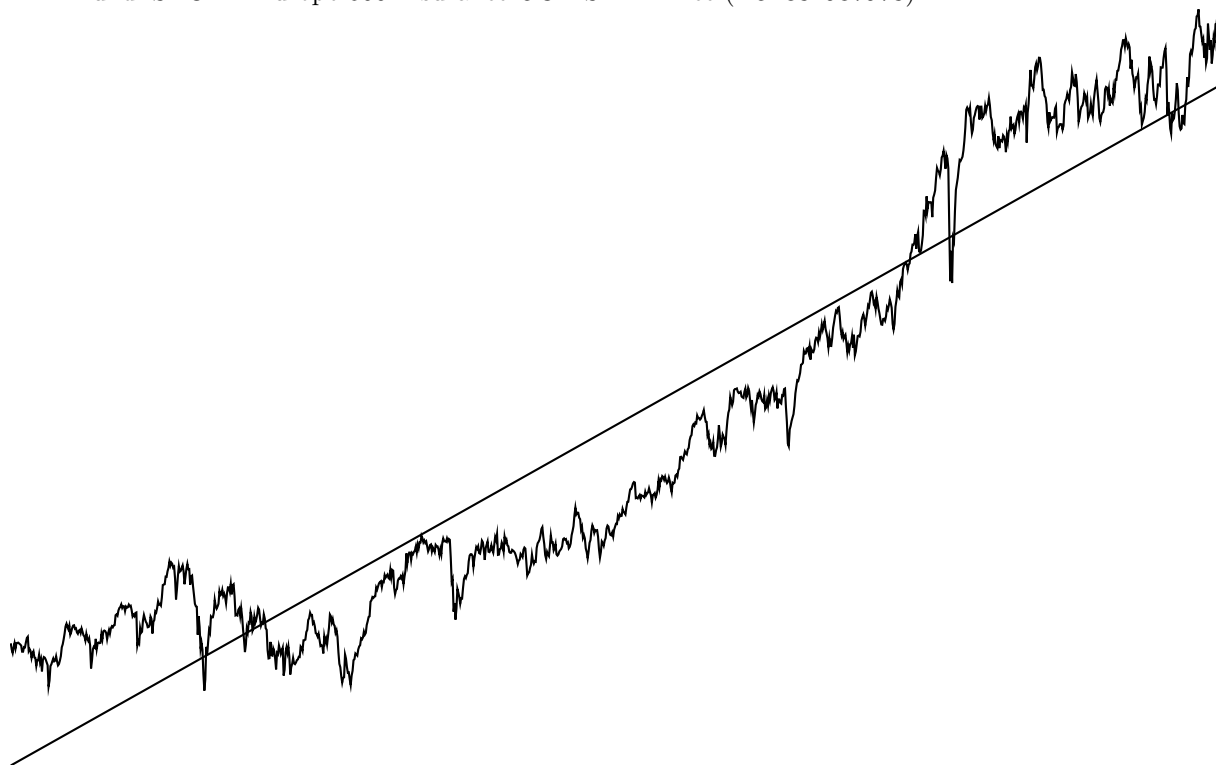
Minimum 2022-03-08(cours=21.75); Maximum 2026-05-13(cours=56.00)

Equation droite : $0.02263 X + 18.48711$ nb valeurs=1281

Performance : 71.14291; cours théorique du 2026-05-22 = 47.47 ecart=17.11%

<https://www.boursorama.com/bourse/trackers/cours/1rTTPXH/>

Amundi STOXX Europe 600 Insurance UCITS ETF Acc (LU1834987973)



De 2021-05-24 (cours=44.72) à 2026-05-22(cours=89.34)
Minimum 2022-03-07(cours=41.31); Maximum 2026-04-21(cours=90.43)
Equation droite : $0.03831 X + 35.90483$ nb valeurs=1281
Performance : 62.15889; cours théorique du 2026-05-22 = 84.98 ecart=5.13%
<https://www.boursorama.com/bourse/trackers/cours/1rTINS/>

Amundi FTSE MIB UCITS ETF Dist (FR0010010827) Risque=5



De 2021-05-24 (cours=24.20) à 2026-05-22(cours=50.45)

Minimum 2022-09-29(cours=19.77); Maximum 2026-05-22(cours=50.45)

Equation droite : $0.01939 X + 19.19614$ nb valeurs=1281

Performance : 58.10656; cours théorique du 2026-05-22 = 44.03 ecart=14.57%

<https://www.boursorama.com/bourse/trackers/cours/1rTMIB/>

Amundi PEA US Tech ESG UCITS ETF (FR0013412269) Risque=5



De 2021-05-24 (cours=32.26) à 2026-05-22(cours=79.05)

Minimum 2022-12-28(cours=29.38); Maximum 2026-05-14(cours=79.39)

Equation droite : $0.02854 X + 28.47217$ nb valeurs=1281

Performance : 56.21437; cours théorique du 2026-05-22 = 65.03 ecart=21.57%

<https://www.boursorama.com/bourse/trackers/cours/1rTPANX/>

LYXOR UCITS ETF PEA NASDAQ-100 C-EUR (FR0011871110) Risque=5



De 2021-05-24 (cours=44.29) à 2026-05-22(cours=102.46)

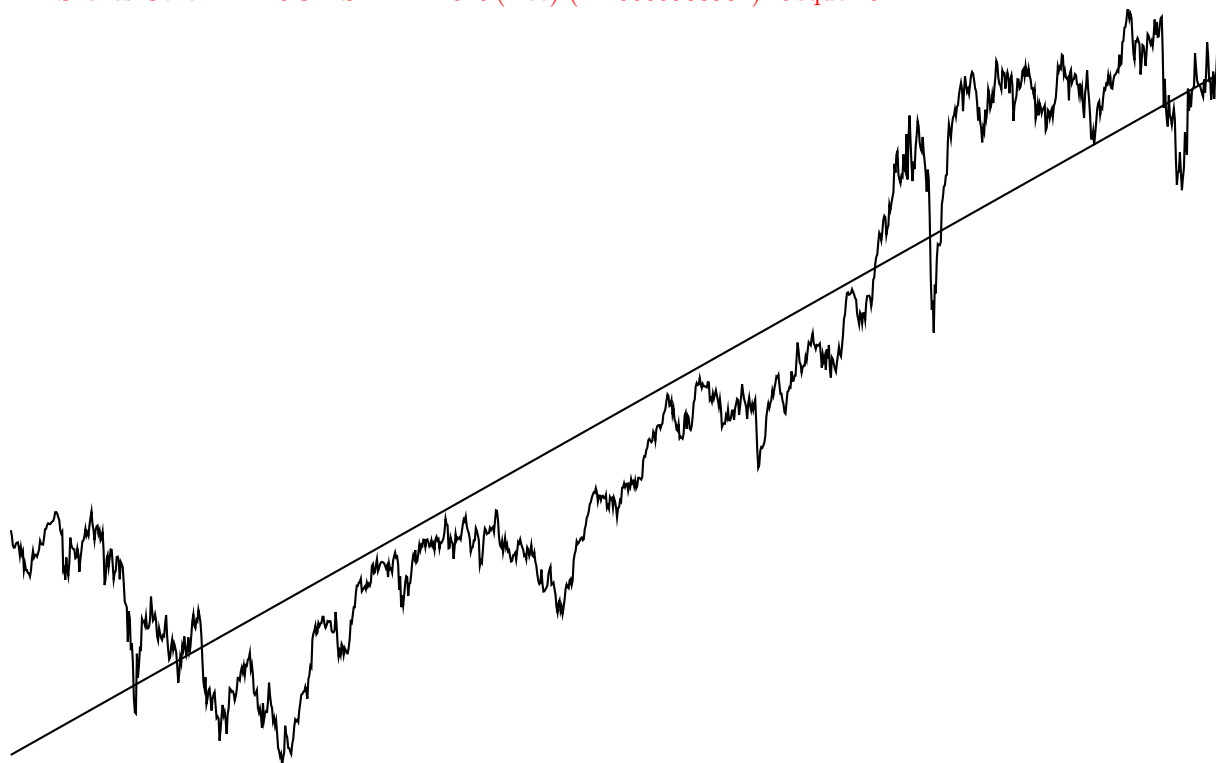
Minimum 2022-12-28(cours=40.20); Maximum 2026-05-22(cours=102.46)

Equation droite : $0.03690 X + 39.70937$ nb valeurs=1281

Performance : 52.71058; cours théorique du 2026-05-22 = 86.98 ecart=17.79%

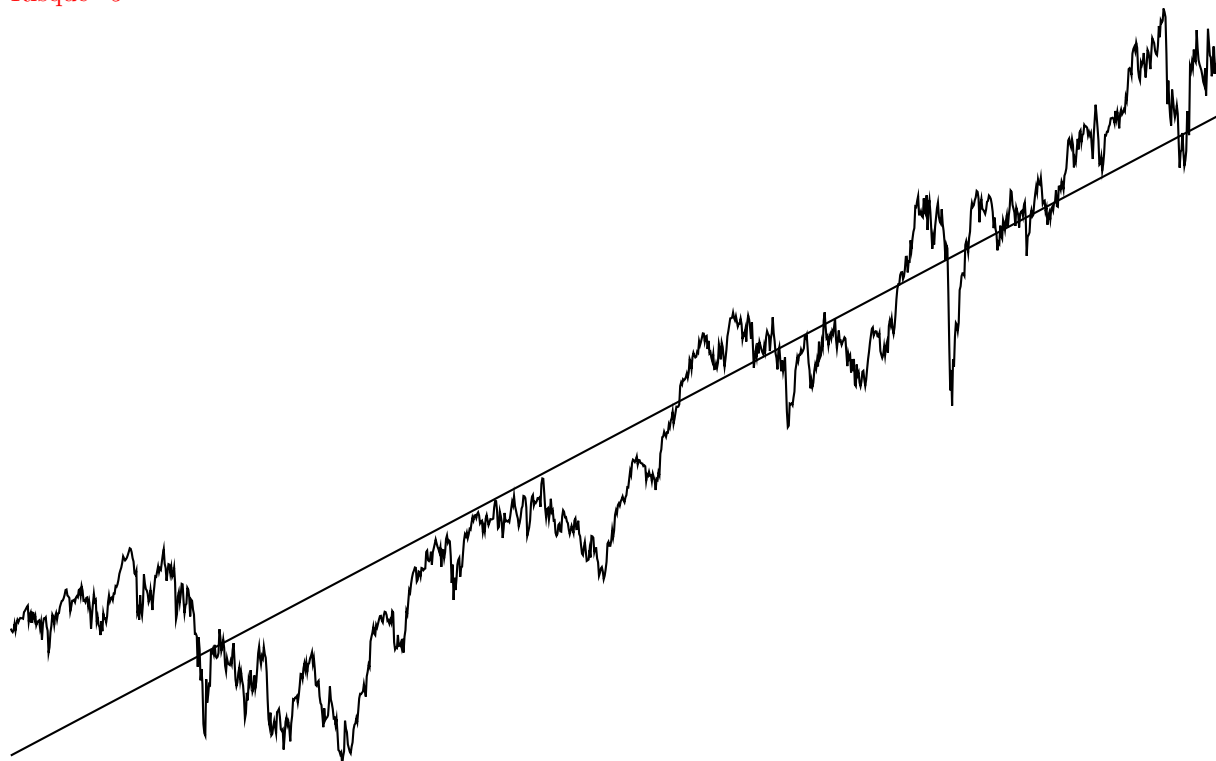
<https://www.boursorama.com/bourse/trackers/cours/1rTPUST/>

iShares Core DAX UCITS ETF EUR (Acc) (DE0005933931) Risque=5



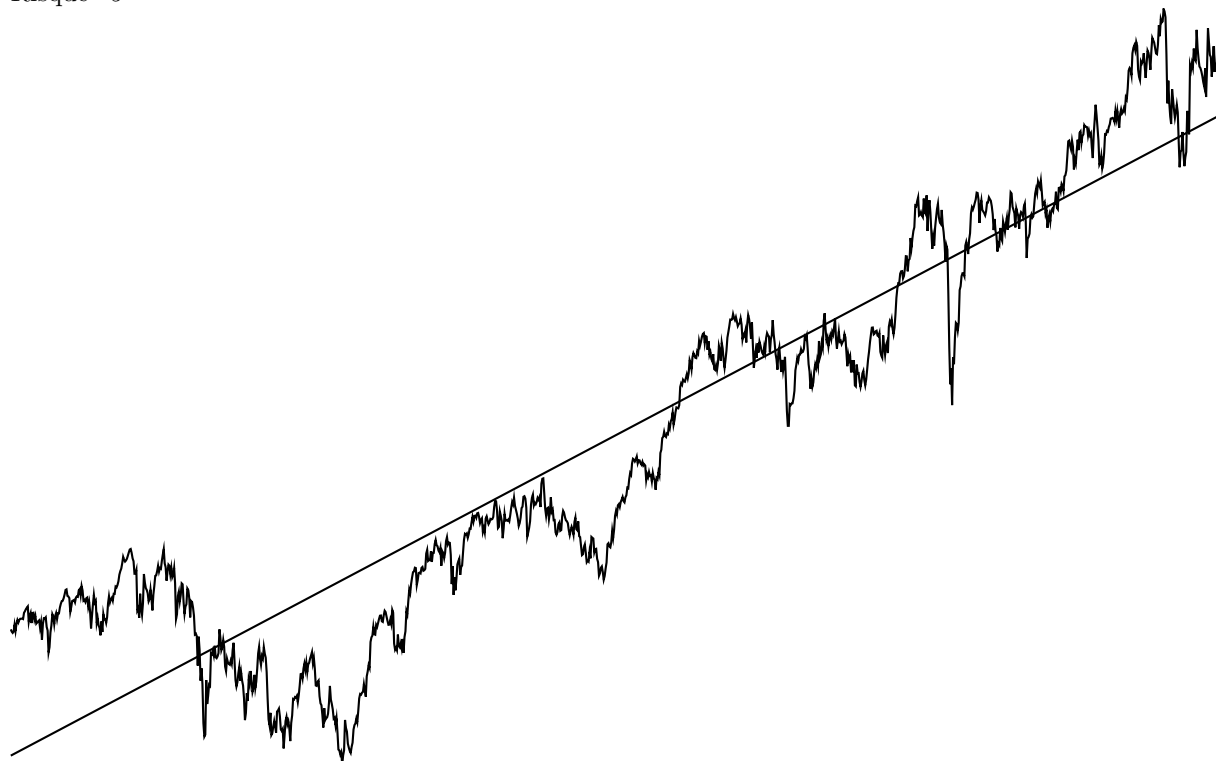
De 2021-09-06 (cours=135.16) à 2026-05-22(cours=205.40)
Minimum 2022-09-29(cours=101.04); Maximum 2026-01-12(cours=210.65)
Equation droite : $0.08243 X + 102.56819$ nb valeurs=1199
Performance : 42.89404; cours théorique du 2026-05-22 = 201.40 ecart=1.99%
<https://www.boursorama.com/bourse/trackers/cours/1rAEXS1/>

iShares Core EURO STOXX 50 UCITS ETF EUR (Acc) (IE00B53L3W79)
Risque=5



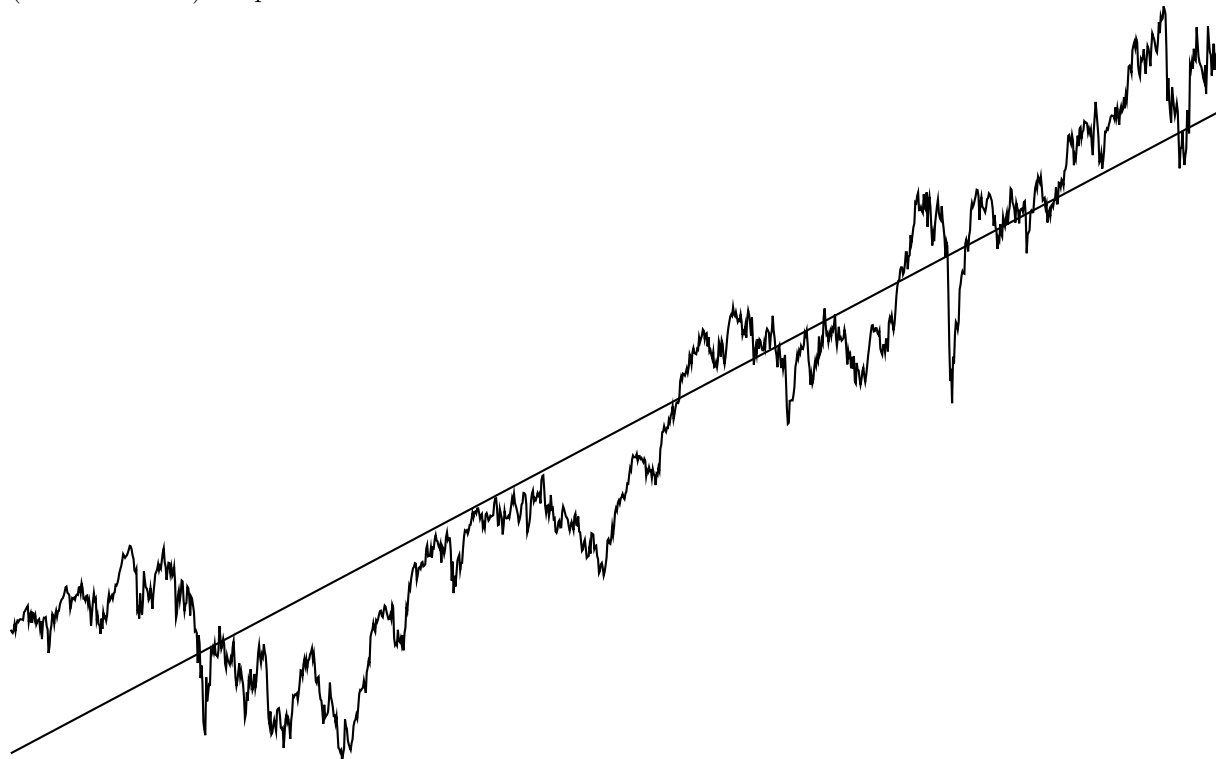
De 2021-05-24 (cours=136.10) à 2026-05-22(cours=233.90)
Minimum 2022-09-29(cours=114.12); Maximum 2026-02-25(cours=236.05)
Equation droite : $0.08070 X + 115.62780$ nb valeurs=1281
Performance : 40.58010; cours théorique du 2026-05-22 = 219.00 ecart=6.80%
<https://www.boursorama.com/bourse/trackers/cours/1rACSX5/>

AMUNDI EURO STOXX 50 UCITS ETF DR - EUR (C) (LU1681047236)
Risque=5



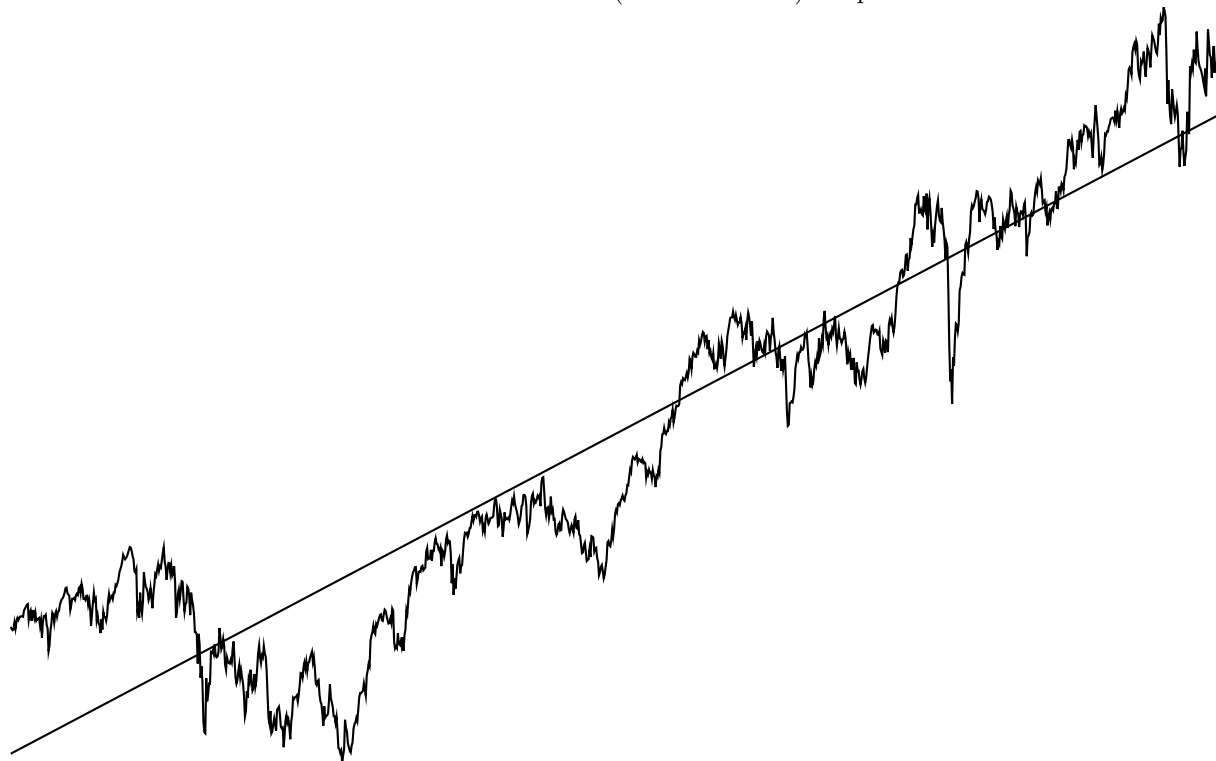
De 2021-05-24 (cours=93.65) à 2026-05-22(cours=160.92)
Minimum 2022-09-29(cours=78.60); Maximum 2026-02-25(cours=162.56)
Equation droite : $0.05554 X + 79.62693$ nb valeurs=1281
Performance : 40.56173; cours théorique du 2026-05-22 = 150.78 ecart=6.73%
<https://www.boursorama.com/bourse/trackers/cours/1rTC50/>

BNP Paribas Easy EURO STOXX 50 UCITS ETF EUR Capitalisation
(FR0012739431) Risque=5



De 2021-05-24 (cours=11.48) à 2026-05-22(cours=19.75)
Minimum 2022-09-29(cours=9.68); Maximum 2026-02-25(cours=19.93)
Equation droite : $0.00680 X + 9.80401$ nb valeurs=1281
Performance : 40.34222; cours théorique du 2026-05-22 = 18.51 ecart=6.70%
<https://www.boursorama.com/bourse/trackers/cours/1rTETDD/>

Amundi EURO STOXX 50 II UCITS ETF Acc (FR0007054358) Risque=5



De 2021-05-24 (cours=39.87) à 2026-05-22(cours=68.23)

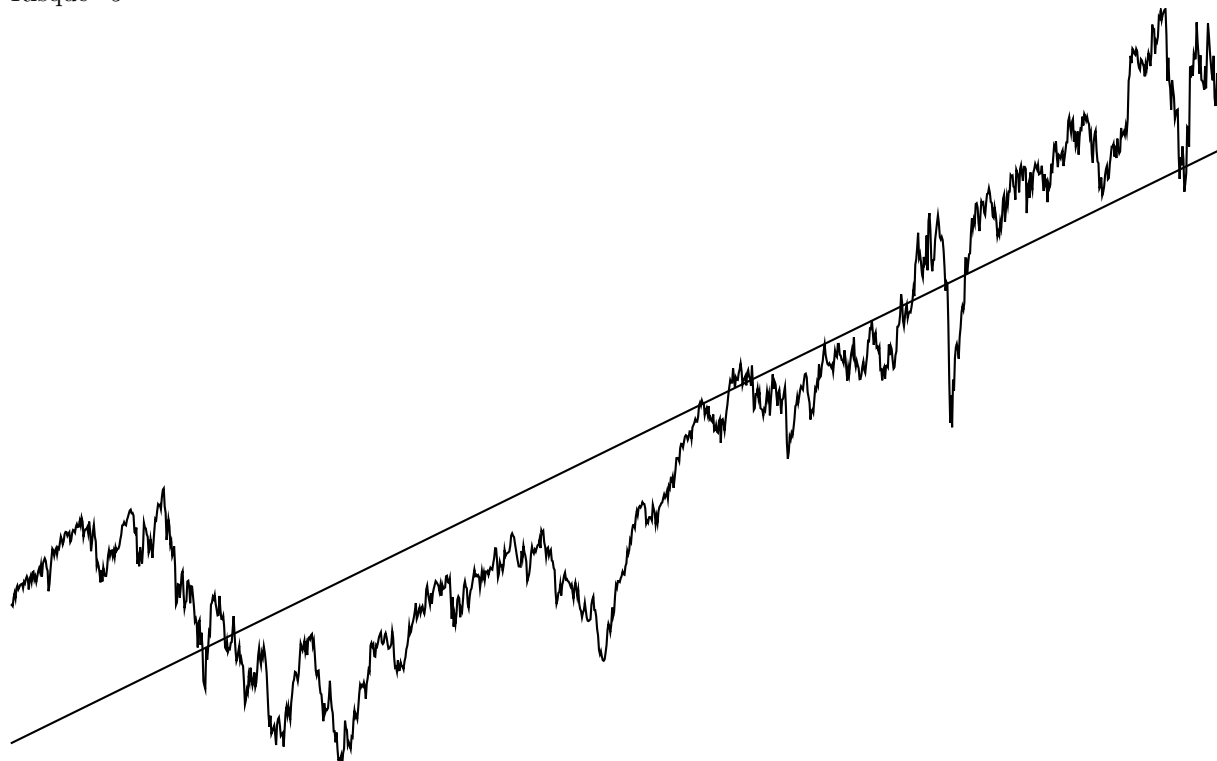
Minimum 2022-09-29(cours=33.44); Maximum 2026-02-25(cours=68.98)

Equation droite : $0.02347 X + 33.90026$ nb valeurs=1281

Performance : 40.26099; cours théorique du 2026-05-22 = 63.97 ecart=6.66%

<https://www.boursorama.com/bourse/trackers/cours/1rTMSE/>

Amundi STOXX Europe 600 Industrials UCITS ETF Acc (LU1834987890)
Risque=5



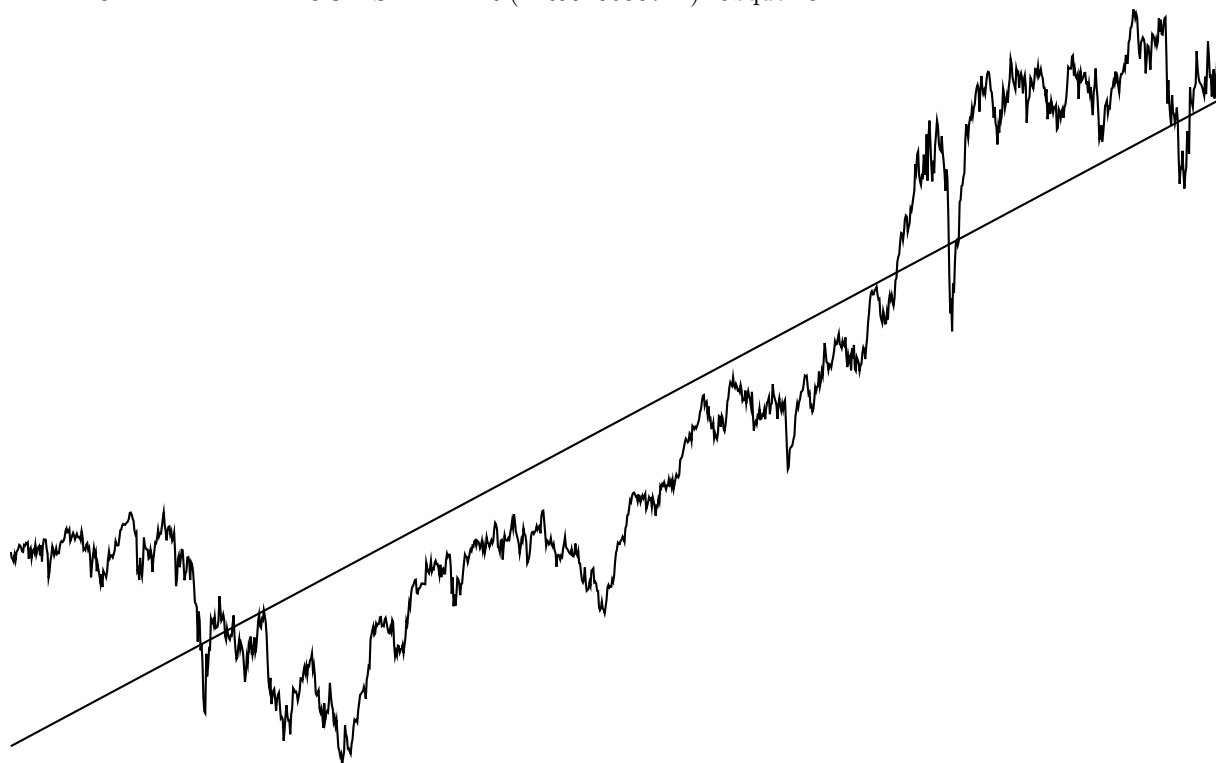
De 2021-05-24 (cours=86.83) à 2026-05-22(cours=148.84)
Minimum 2022-09-29(cours=68.92); Maximum 2026-02-27(cours=153.28)
Equation droite : $0.05172 X + 71.31780$ nb valeurs=1281
Performance : 40.19595; cours théorique du 2026-05-22 = 137.57 ecart=8.19%
<https://www.boursorama.com/bourse/trackers/cours/1rTIND/>

Lyxor PEA S&P 500 UCITS ETF - Capi. (FR0011871128) Risque=5



De 2021-05-24 (cours=28.56) à 2026-05-22(cours=56.66)
Minimum 2021-05-25(cours=28.41); Maximum 2026-05-22(cours=56.66)
Equation droite : $0.01899 X + 27.27245$ nb valeurs=1281
Performance : 40.18014; cours théorique du 2026-05-22 = 51.60 ecart=9.80%
<https://www.boursorama.com/bourse/trackers/cours/1rTPSP5/>

AMUNDI ETF DAX UCITS ETF DR (FR0010655712) Risque=5



De 2021-05-24 (cours=282.45) à 2026-05-22(cours=440.25)

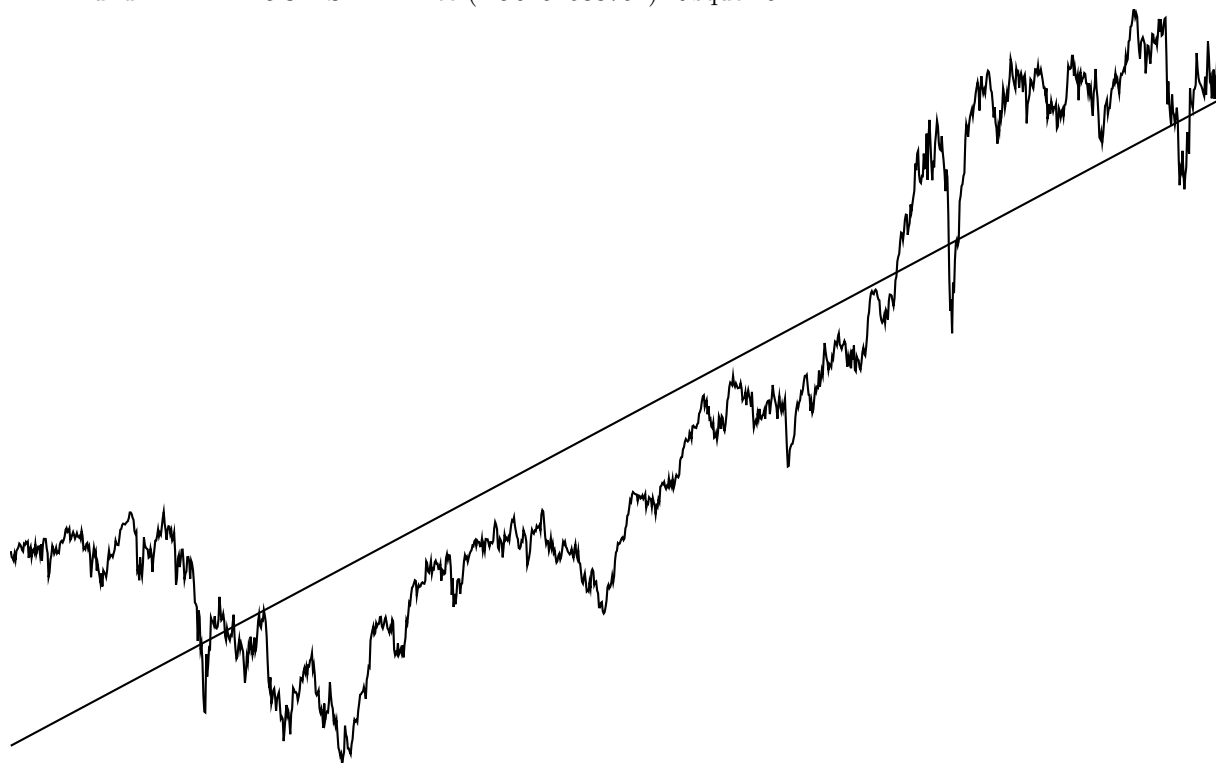
Minimum 2022-09-29(cours=216.05); Maximum 2026-01-12(cours=451.25)

Equation droite : $0.15712 X + 222.04661$ nb valeurs=1281

Performance : 39.13364; cours théorique du 2026-05-22 = 423.32 ecart=4.00%

<https://www.boursorama.com/bourse/trackers/cours/1rTCG1/>

Amundi DAX III UCITS ETF Acc (LU0252633754) Risque=5



De 2021-05-24 (cours=145.70) à 2026-05-22(cours=226.60)

Minimum 2022-09-29(cours=111.40); Maximum 2026-01-13(cours=232.35)

Equation droite : $0.08074 X + 114.55607$ nb valeurs=1281

Performance : 38.96803; cours théorique du 2026-05-22 = 217.98 ecart=3.95%

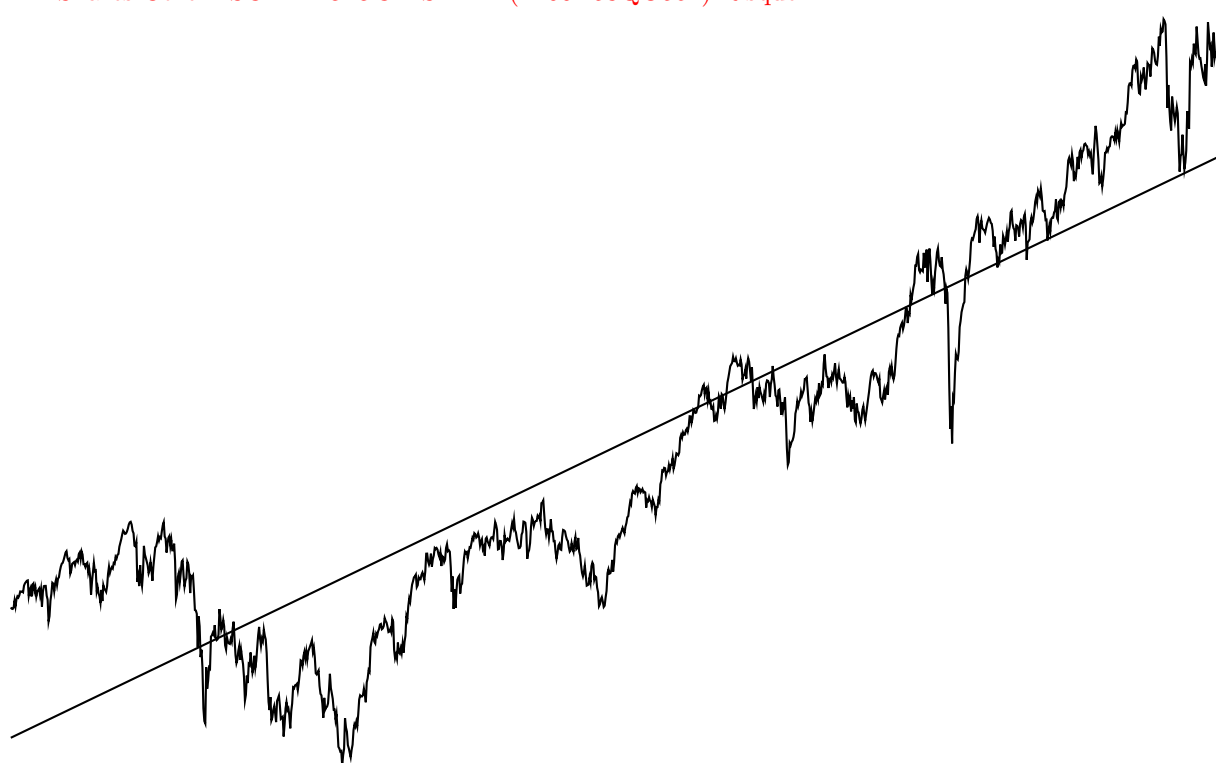
<https://www.boursorama.com/bourse/trackers/cours/1rTDAX/>

AMUNDI MSCI WORLD UCITS ETF - EUR (LU1681043599) Risque=4



De 2021-05-24 (cours=367.97) à 2026-05-22(cours=668.85)
Minimum 2022-06-17(cours=364.61); Maximum 2026-05-22(cours=668.85)
Equation droite : $0.20351 X + 345.80040$ nb valeurs=1281
Performance : 33.69734; cours théorique du 2026-05-22 = 606.50 ecart=10.28%
<https://www.boursorama.com/bourse/trackers/cours/1rTCW8/>

iShares Core MSCI EMU UCITS ETF (IE00B53QG562) Risque=4



De 2021-05-24 (cours=141.90) à 2026-05-22(cours=235.25)

Minimum 2022-09-29(cours=117.22); Maximum 2026-05-22(cours=235.25)

Equation droite : $0.07092 X + 121.54431$ nb valeurs=1281

Performance : 32.99802; cours théorique du 2026-05-22 = 212.39 ecart=10.76%

<https://www.boursorama.com/bourse/trackers/cours/1rACEMU/>

BNP Paribas Easy ESG Dividend Europe (LU1615090864) Risque=5



De 2021-05-24 (cours=111.48) à 2026-05-22(cours=189.18)
Minimum 2022-09-29(cours=89.29); Maximum 2026-05-22(cours=189.18)
Equation droite : $0.05733 X + 91.72224$ nb valeurs=1237
Performance : 32.98305; cours théorique du 2026-05-22 = 162.64 ecart=16.32%
<https://www.boursorama.com/bourse/trackers/cours/1rTEDEU/>

Amundi Core MSCI EMU UCITS ETF Acc (LU1646361276)



De 2021-05-24 (cours=11.06) à 2026-05-22(cours=18.30)

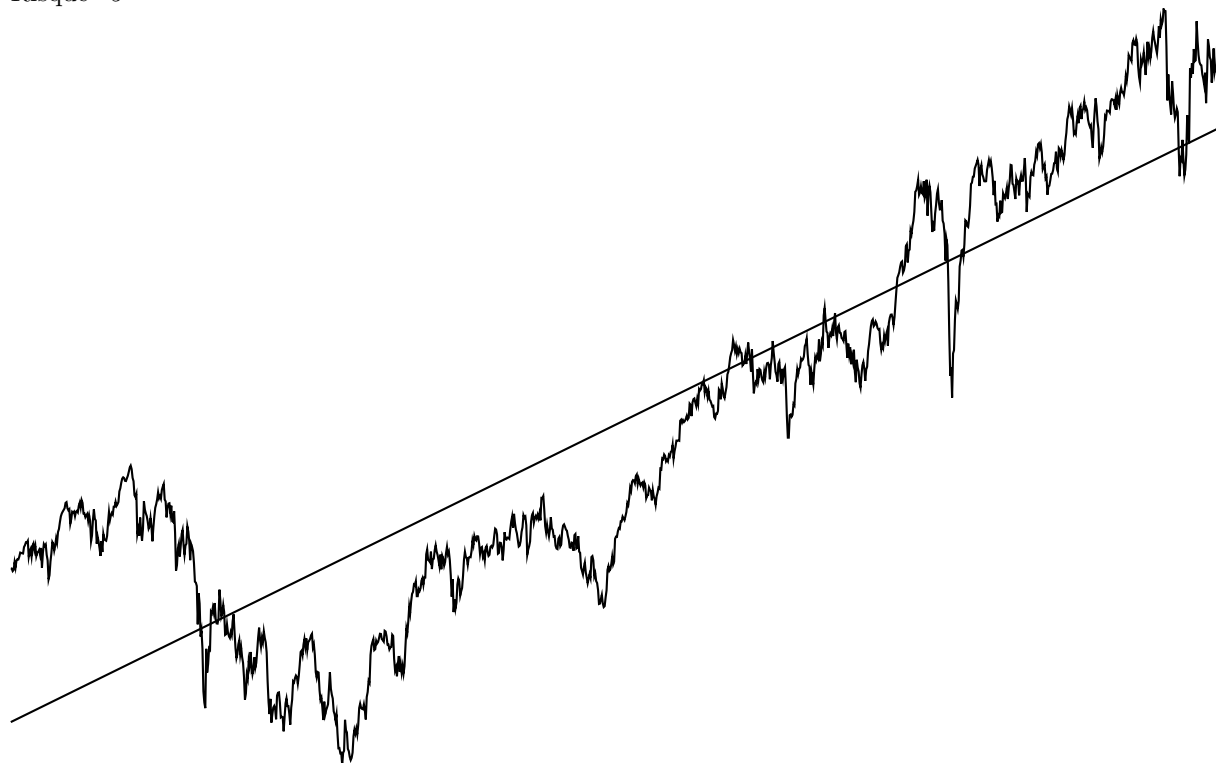
Minimum 2022-09-29(cours=9.14); Maximum 2026-05-22(cours=18.30)

Equation droite : $0.00550 X + 9.47051$ nb valeurs=1280

Performance : 32.79550; cours théorique du 2026-05-22 = 16.51 ecart=10.87%

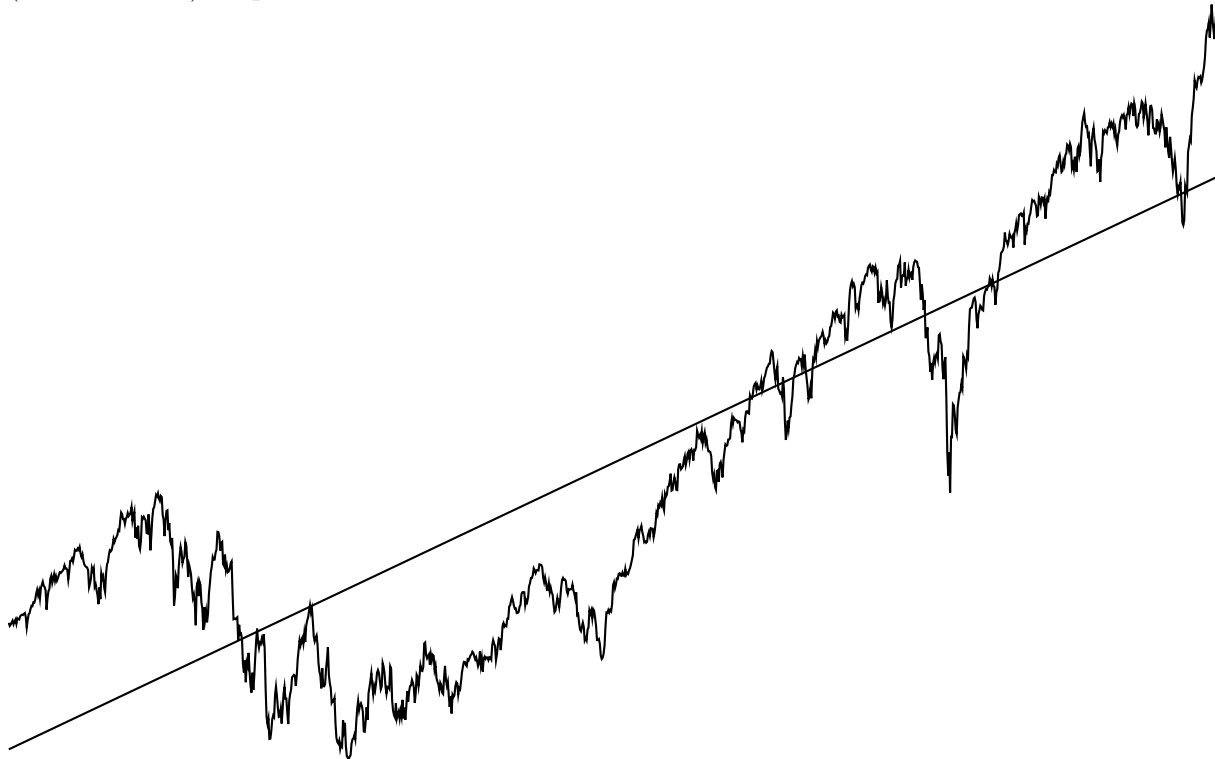
<https://www.boursorama.com/bourse/trackers/cours/1rTMFEC/>

Amundi S&P Eurozone PAB Net Zero Ambition UCITS ETF Acc (LU2195226068)
Risque=5



De 2021-05-24 (cours=25.43) à 2026-05-22(cours=40.20)
Minimum 2022-09-29(cours=20.14); Maximum 2026-02-25(cours=40.52)
Equation droite : $0.01252 X + 21.28903$ nb valeurs=1281
Performance : 32.60058; cours théorique du 2026-05-22 = 37.33 ecart=7.69%
<https://www.boursorama.com/bourse/trackers/cours/1rTEPAB/>

LYXOR PEA S&P 500 UCITS ETF - COUVERTE EN EUR - CAPI.
(FR0011871136) Risque=5



De 2021-05-24 (cours=15.59) à 2026-05-22(cours=26.22)

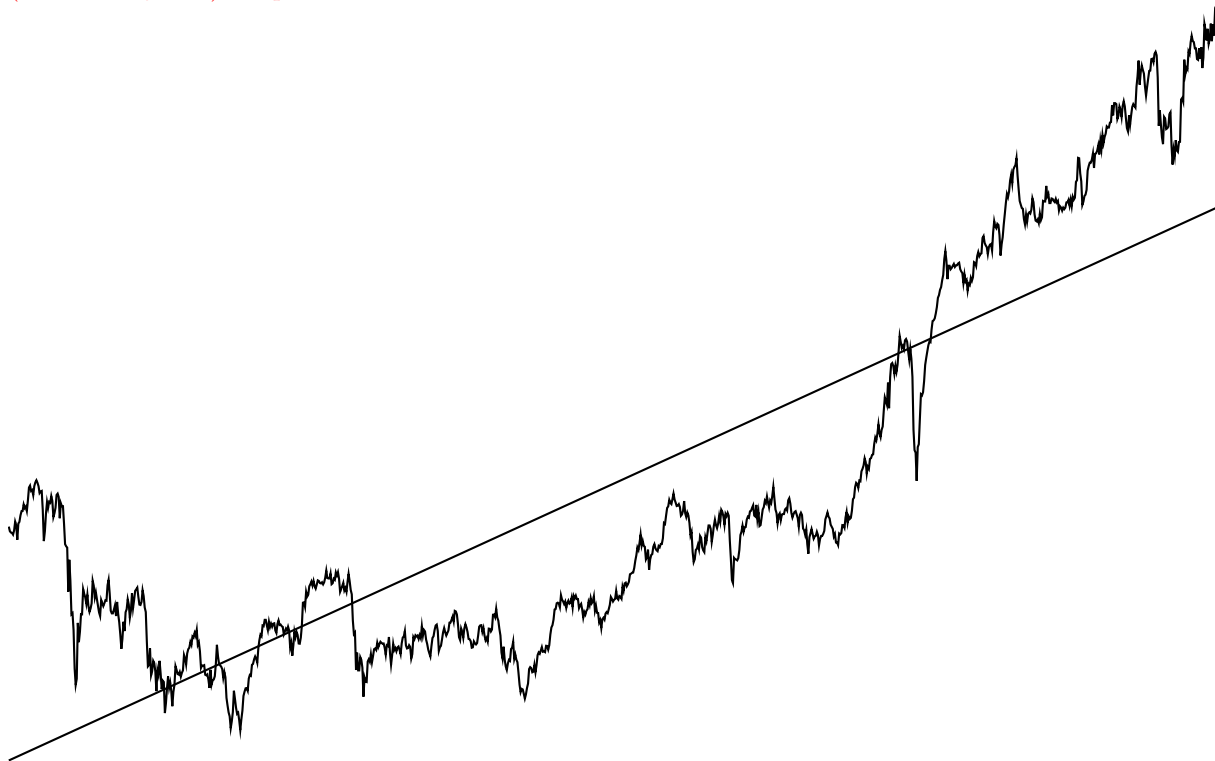
Minimum 2022-10-12(cours=13.20); Maximum 2026-05-14(cours=26.28)

Equation droite : $0.00774 X + 13.39528$ nb valeurs=1281

Performance : 31.42819; cours théorique du 2026-05-22 = 23.31 ecart=12.47%

<https://www.boursorama.com/bourse/trackers/cours/1rTPSPH/>

iShares EURO STOXX Select Dividend 30 UCITS ETF (DE) EUR (Acc)
(DE000A2QP380) Risque=5



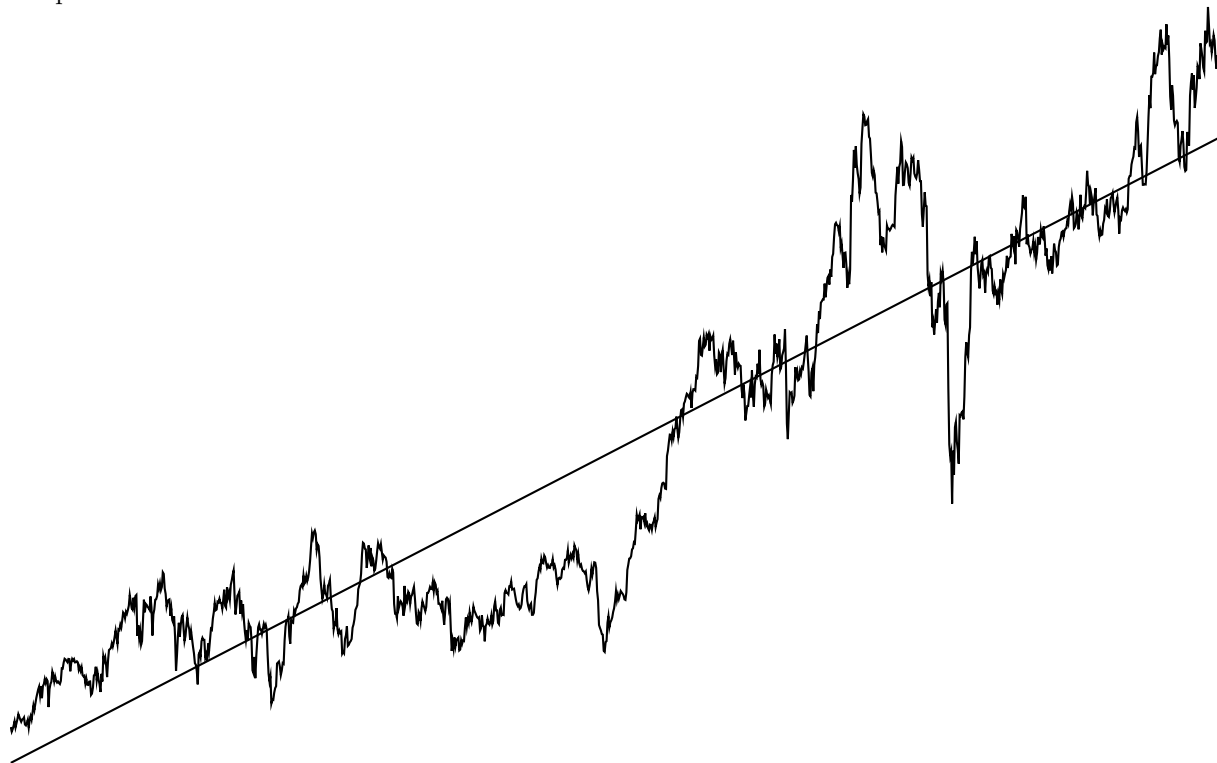
De 2021-12-08 (cours=5.09) à 2026-05-22(cours=7.83)
Minimum 2022-10-12(cours=4.03); Maximum 2026-05-22(cours=7.83)
Equation droite : $0.00255 X + 3.86543$ nb valeurs=1139
Performance : 31.33292; cours théorique du 2026-05-22 = 6.77 ecart=15.68%
<https://www.boursorama.com/bourse/trackers/cours/1rAIDVA/>

Amundi MSCI EMU ESG CTB Net Zero Ambition - UCITS ETF Acc
(LU0908501058) Risque=4



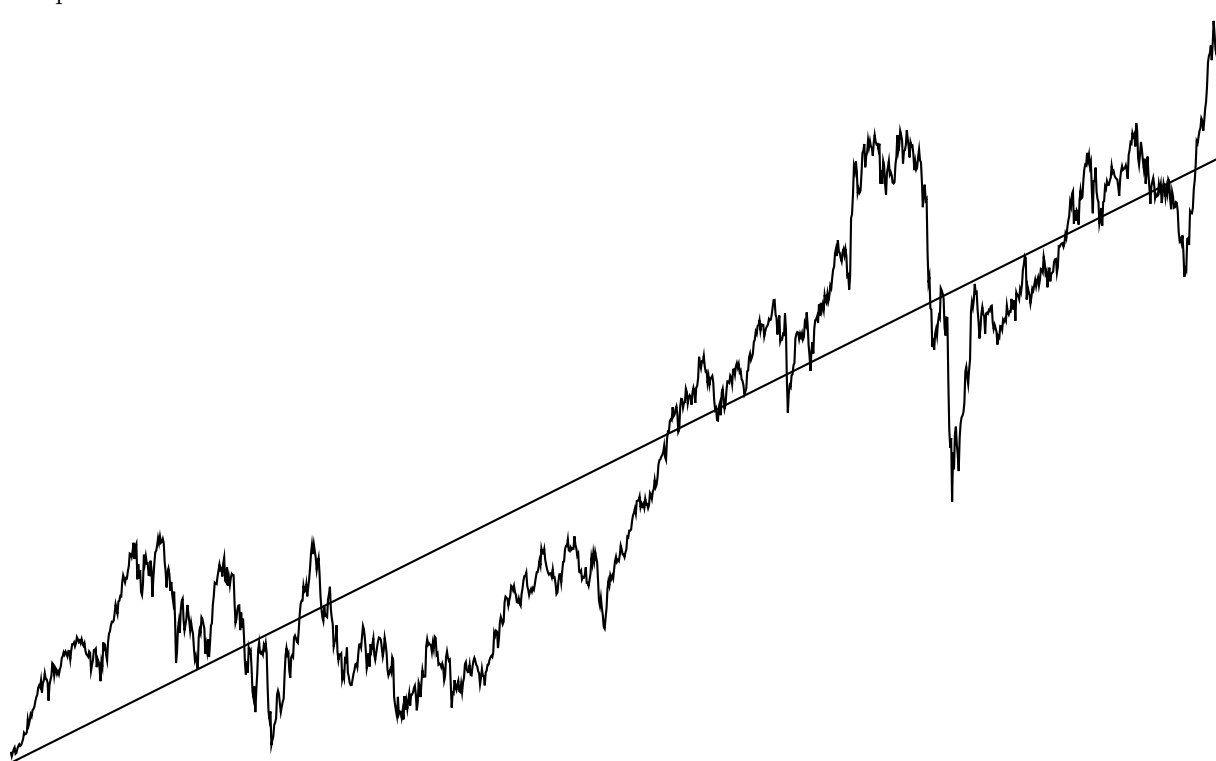
De 2021-05-24 (cours=217.80) à 2026-05-22(cours=356.30)
Minimum 2022-09-29(cours=178.30); Maximum 2026-05-22(cours=356.30)
Equation droite : $0.10406 X + 186.86650$ nb valeurs=1281
Performance : 31.26207; cours théorique du 2026-05-22 = 320.16 ecart=11.29%
<https://www.boursorama.com/bourse/trackers/cours/1rTMFED/>

Amundi PEA S&P US Industrials ESG UCITS ETF - Acc (FR0011869270)
Risque=5



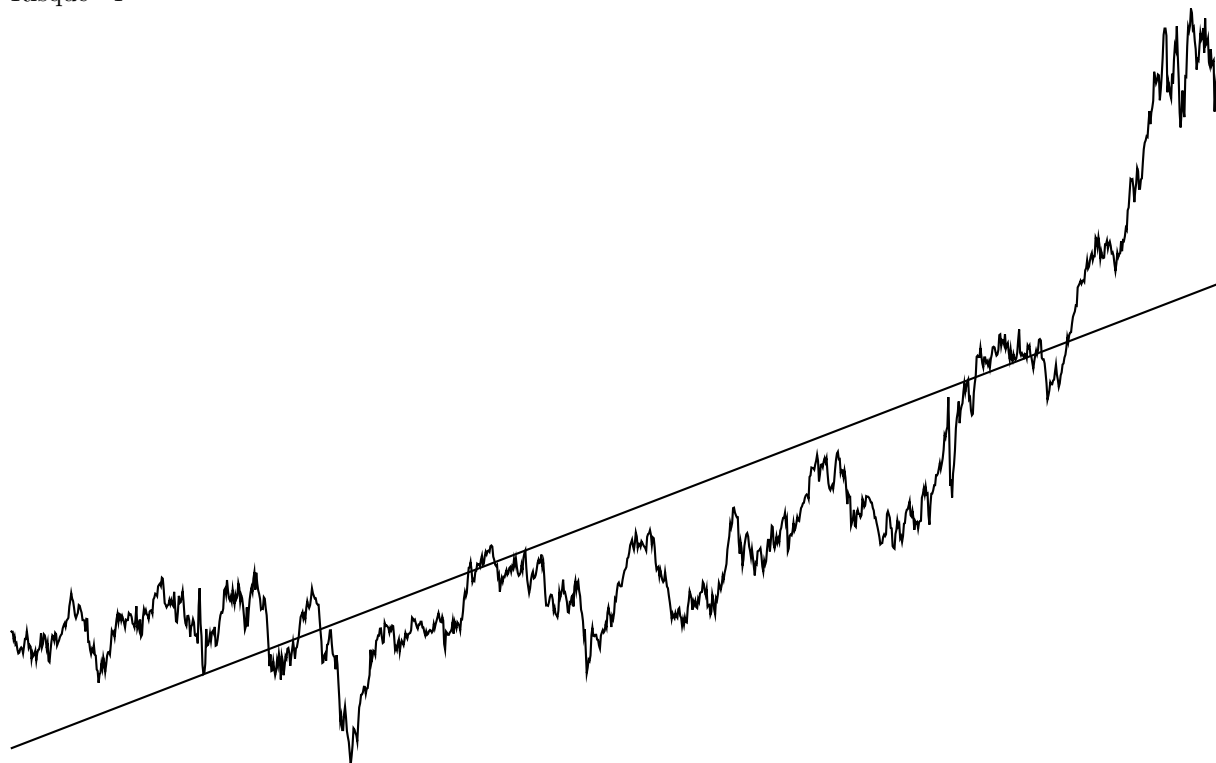
De 2021-05-24 (cours=25.95) à 2026-05-22(cours=44.65)
Minimum 2021-05-25(cours=25.82); Maximum 2026-05-06(cours=45.77)
Equation droite : $0.01345 X + 24.95918$ nb valeurs=1281
Performance : 31.25863; cours théorique du 2026-05-22 = 42.18 ecart=5.85%
<https://www.boursorama.com/bourse/trackers/cours/1rTPDJE/>

Amundi PEA MSCI USA ESG Leaders UCITS ETF Acc EUR (LU1681042864)
Risque=5



De 2021-05-24 (cours=438.06) à 2026-05-22(cours=793.11)
Minimum 2021-05-25(cours=435.93); Maximum 2026-05-22(cours=793.11)
Equation droite : $0.22532 X + 432.79048$ nb valeurs=1281
Performance : 29.47570; cours théorique du 2026-05-22 = 721.42 ecart=9.94%
<https://www.boursorama.com/bourse/trackers/cours/1rTCU2/>

Amundi STOXX Europe 600 Utilities UCITS ETF Acc (LU1834988864)
Risque=4



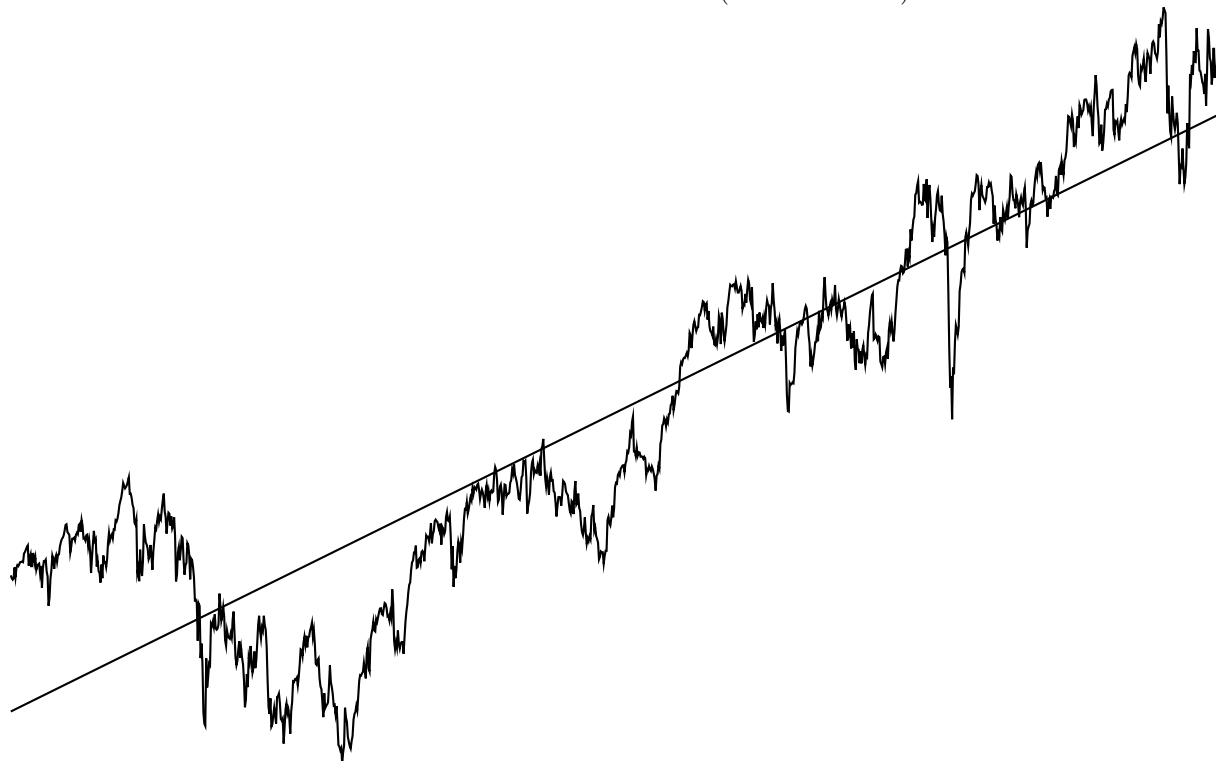
De 2021-05-24 (cours=59.67) à 2026-05-22(cours=102.68)
Minimum 2022-10-12(cours=49.56); Maximum 2026-04-09(cours=106.50)
Equation droite : $0.02737 X + 50.79518$ nb valeurs=1281
Performance : 29.04860; cours théorique du 2026-05-22 = 85.85 ecart=19.60%
<https://www.boursorama.com/bourse/trackers/cours/1rTUTI/>

Amundi PEA S&P 500 ESG UCITS ETF EUR Hedged Acc (FR0013412293)
Risque=5



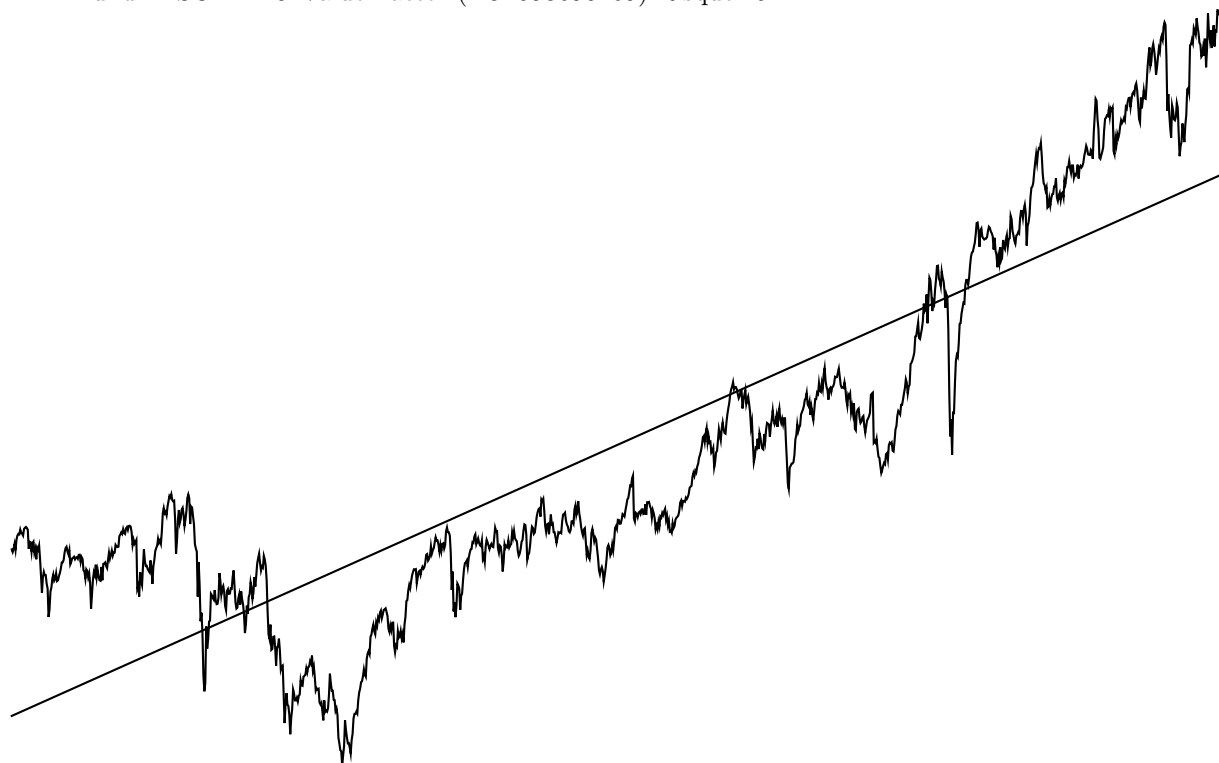
De 2021-05-24 (cours=28.65) à 2026-05-22(cours=47.11)
Minimum 2022-10-12(cours=24.15); Maximum 2026-05-14(cours=47.48)
Equation droite : $0.01332 X + 24.81725$ nb valeurs=1281
Performance : 28.91299; cours théorique du 2026-05-22 = 41.88 ecart=12.49%
<https://www.boursorama.com/bourse/trackers/cours/1rTP500H/>

Amundi Core EURO STOXX 50 UCITS ETF EUR Dist (LU1681047319)



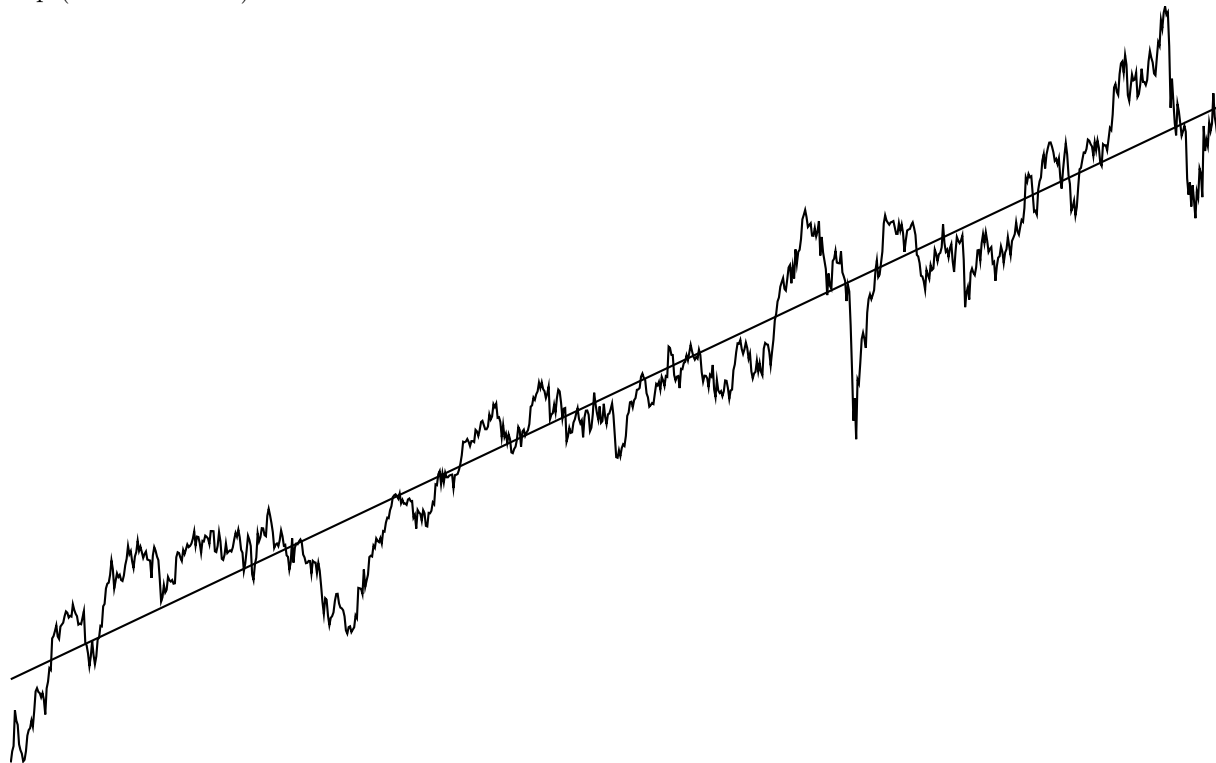
De 2021-05-24 (cours=64.05) à 2026-05-22(cours=97.07)
Minimum 2022-09-29(cours=52.84); Maximum 2026-02-25(cours=97.88)
Equation droite : $0.02780 X + 55.93635$ nb valeurs=1281
Performance : 28.32268; cours théorique du 2026-05-22 = 91.55 ecart=6.03%
<https://www.boursorama.com/bourse/trackers/cours/1rTCD5/>

Amundi MSCI EMU Value Factor (LU1598690169) Risque=5



De 2021-05-24 (cours=117.10) à 2026-05-22(cours=180.92)
Minimum 2022-09-29(cours=91.62); Maximum 2026-05-22(cours=180.92)
Equation droite : $0.04991 X + 97.42455$ nb valeurs=1281
Performance : 28.09756; cours théorique du 2026-05-22 = 161.36 ecart=12.12%
<https://www.boursorama.com/bourse/trackers/cours/1rTVAL/>

BNP Paribas Easy ESG Eurozone Biodiversity Leaders PAB UCITS ETF
cap (LU2446381555)



De 2022-09-29 (cours=9.30) à 2026-04-23(cours=15.78)

Minimum 2022-09-29(cours=9.30); Maximum 2026-02-25(cours=17.20)

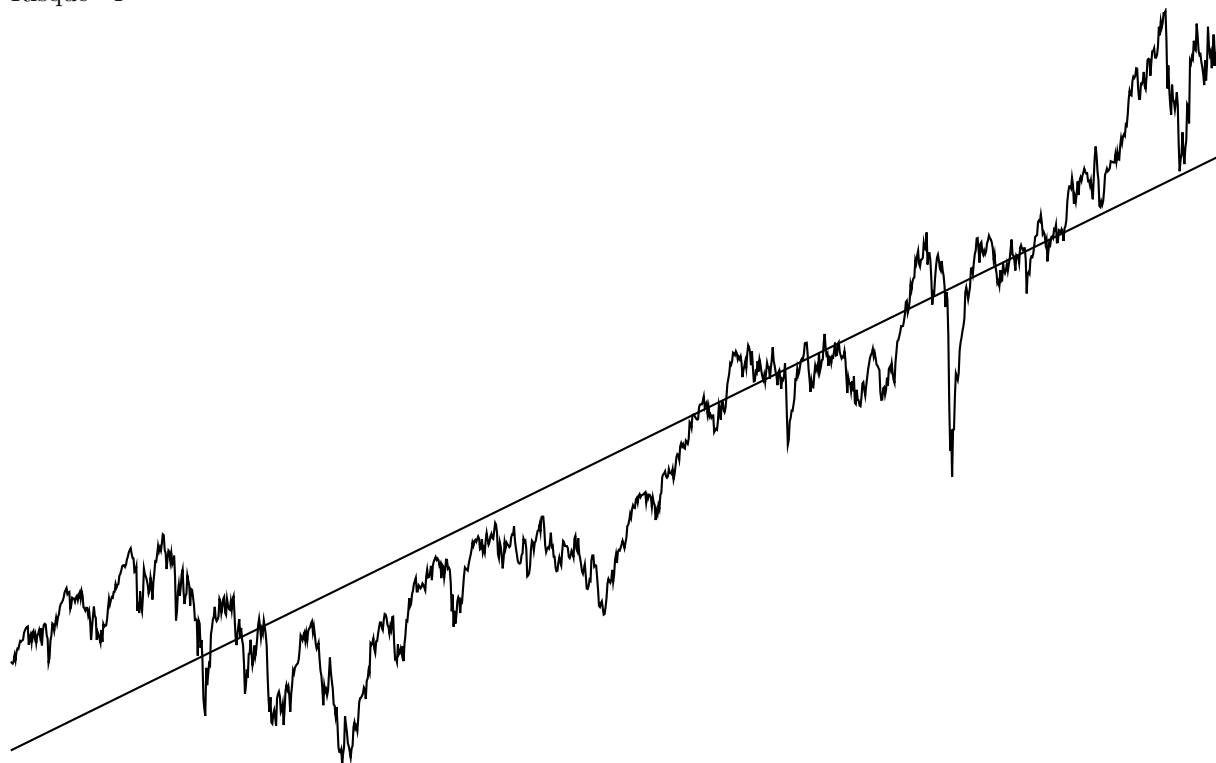
Equation droite : $0.00683 X + 10.17112$ nb valeurs=877

Performance : 27.68567; cours théorique du 2026-04-23 = 16.16 ecart=-2.35%

Opportunité d'achat : 64.92349

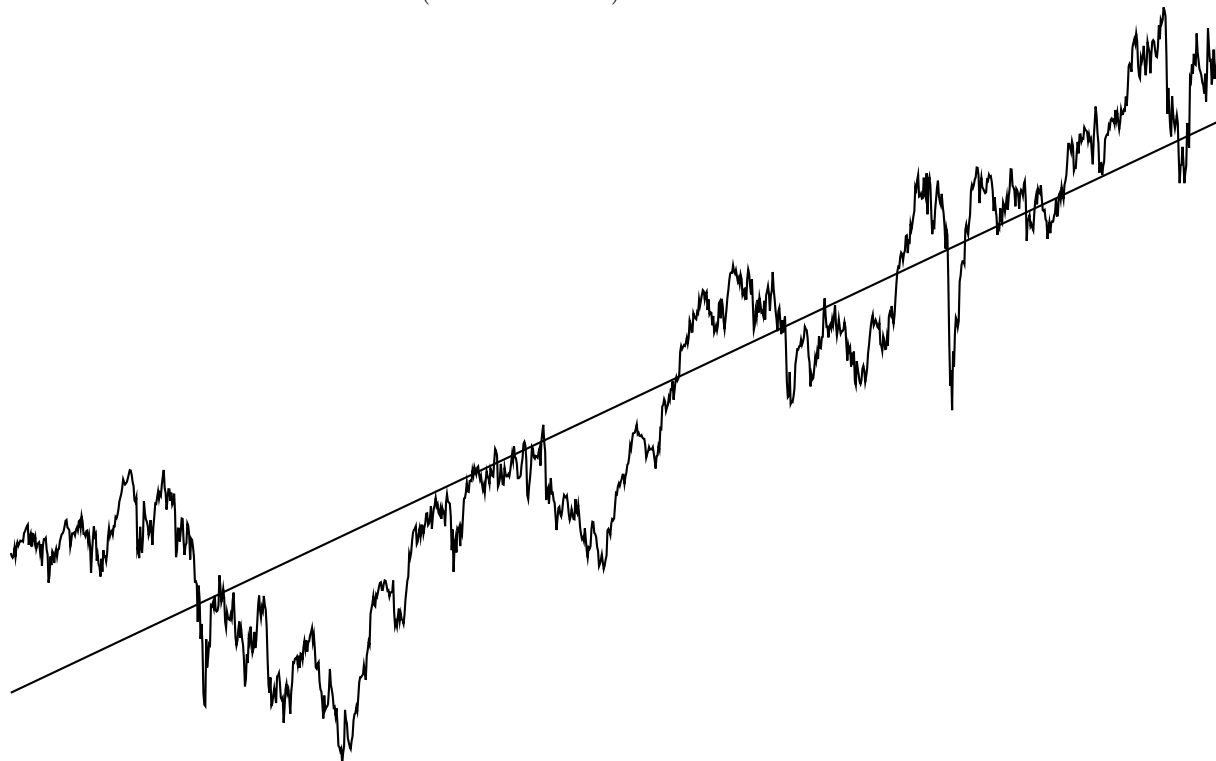
<https://www.boursorama.com/bourse/trackers/cours/1rTBIODV/>

AMUNDI ETF PEA MSCI EUROPE UCITS ETF - EUR (FR0013412038)
Risque=4



De 2021-05-24 (cours=23.74) à 2026-05-22(cours=38.40)
Minimum 2022-09-29(cours=21.42); Maximum 2026-05-22(cours=38.40)
Equation droite : $0.01043 X + 21.74396$ nb valeurs=1281
Performance : 27.64514; cours théorique du 2026-05-22 = 35.10 ecart=9.39%
<https://www.boursorama.com/bourse/trackers/cours/1rTPCEU/>

HSBC EURO STOXX 50 ETF (IE00B4K6B022)



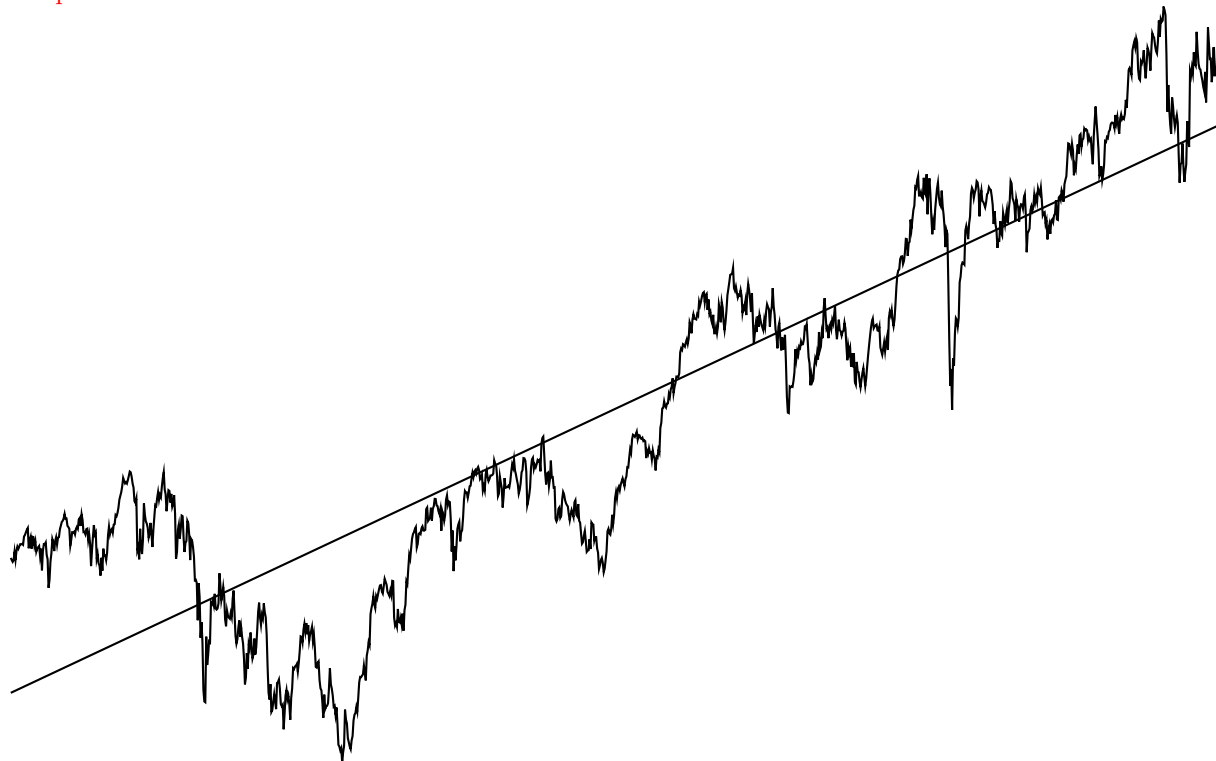
De 2021-05-24 (cours=42.83) à 2026-05-22(cours=64.20)
Minimum 2022-09-29(cours=34.37); Maximum 2026-02-25(cours=64.76)
Equation droite : $0.01796 X + 37.21351$ nb valeurs=1281
Performance : 27.27459; cours théorique du 2026-05-22 = 60.21 ecart=6.62%
<https://www.boursorama.com/bourse/trackers/cours/1rT50E/>

BNP Paribas Easy EURO STOXX 50 UCITS ETF EUR Distribution (FR0012740983)



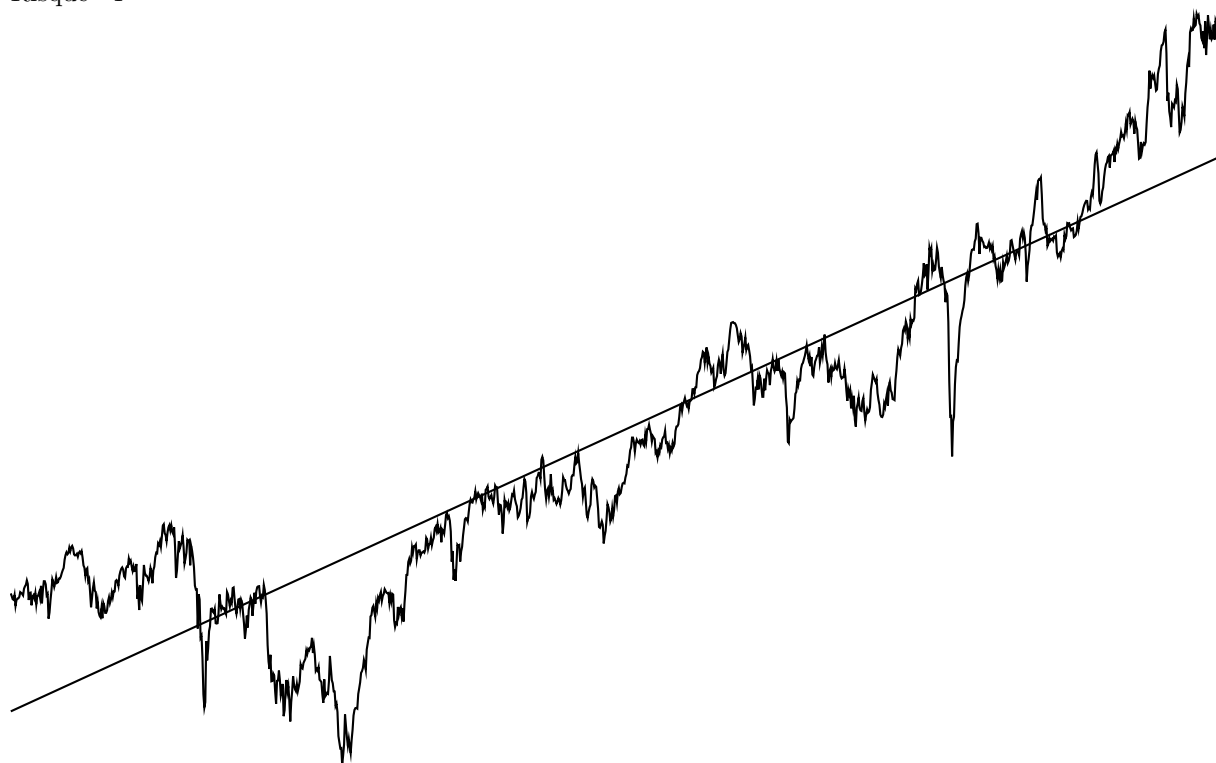
De 2021-05-24 (cours=9.97) à 2026-05-22(cours=14.84)
Minimum 2022-09-29(cours=8.18); Maximum 2026-02-25(cours=15.38)
Equation droite : $0.00422 X + 8.81175$ nb valeurs=1281
Performance : 27.12144; cours théorique du 2026-05-22 = 14.22 ecart=4.33%
<https://www.boursorama.com/bourse/trackers/cours/1rTETBB/>

iShares Core EURO STOXX 50 UCITS ETF EUR (Dist) (IE0008471009)
Risque=5



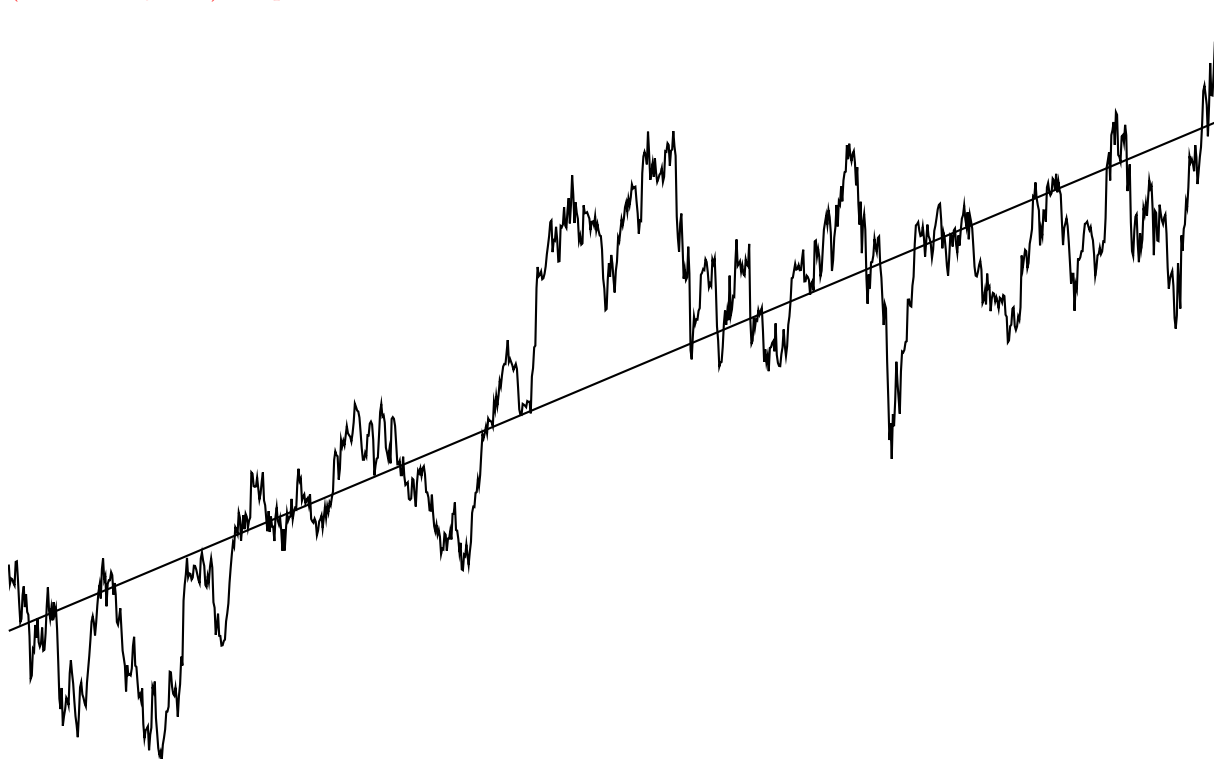
De 2021-05-24 (cours=41.34) à 2026-05-22(cours=61.68)
Minimum 2022-09-29(cours=33.34); Maximum 2026-02-25(cours=62.81)
Equation droite : $0.01729 X + 36.07547$ nb valeurs=1281
Performance : 27.10152; cours théorique du 2026-05-22 = 58.23 ecart=5.93%
<https://www.boursorama.com/bourse/trackers/cours/1rAEUEA/>

AMUNDI ETF MSCI EMU HIGH DIVIDEND UCITS ETF (FR0010717090)
Risque=4



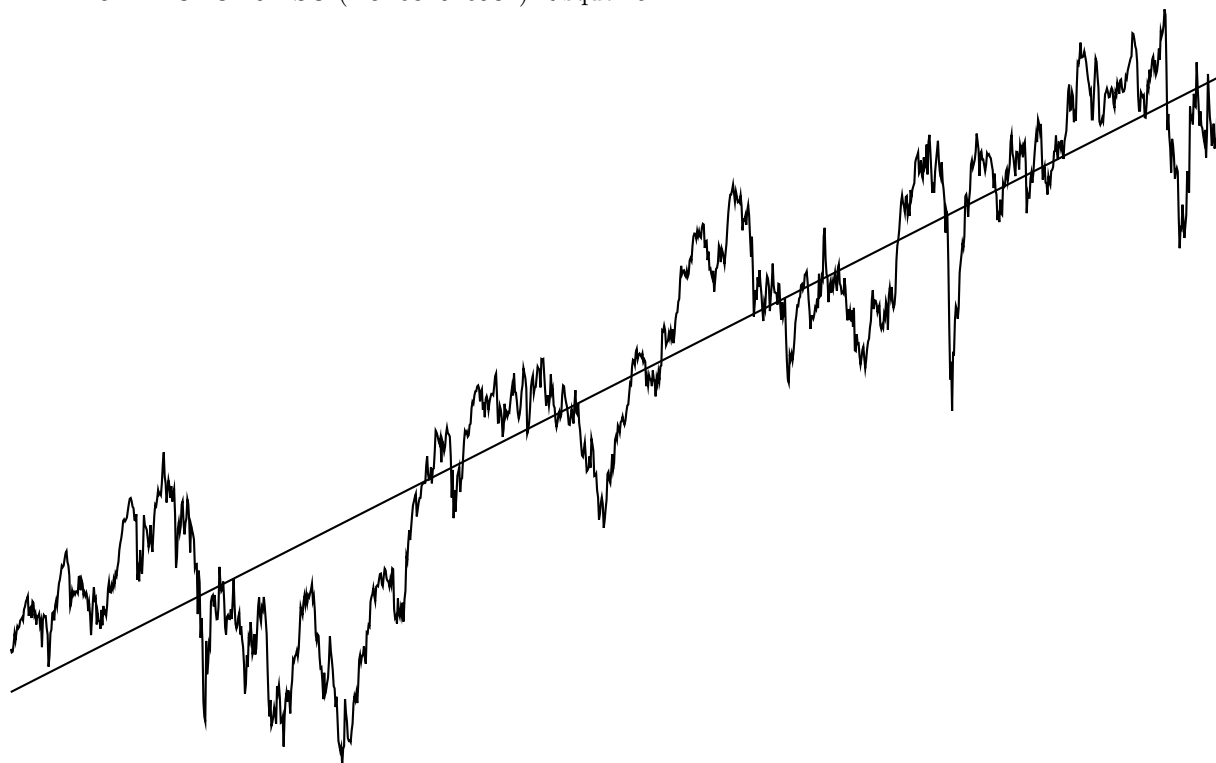
De 2021-05-24 (cours=132.06) à 2026-05-22(cours=203.00)
Minimum 2022-09-29(cours=111.22); Maximum 2026-05-21(cours=203.10)
Equation droite : $0.05264 X + 117.72512$ nb valeurs=1281
Performance : 25.84209; cours théorique du 2026-05-22 = 185.16 ecart=9.64%
<https://www.boursorama.com/bourse/trackers/cours/1rTCD8/>

iShares STOXX Europe 600 Technology UCITS ETF (DE) EUR (Acc)
(DE000A2QP398) Risque=5



De 2022-04-08 (cours=4.76) à 2026-05-22(cours=7.55)
Minimum 2022-10-14(cours=3.79); Maximum 2026-05-22(cours=7.55)
Equation droite : $0.00241 X + 4.43026$ nb valeurs=1052
Performance : 25.02956; cours théorique du 2026-05-22 = 6.97 ecart=8.34%
<https://www.boursorama.com/bourse/trackers/cours/1rASTEC/>

AMUNDI CAC 40 ESG (LU1681046931) Risque=5



De 2021-05-24 (cours=97.80) à 2026-05-22(cours=141.66)

Minimum 2022-09-29(cours=88.42); Maximum 2026-02-26(cours=149.24)

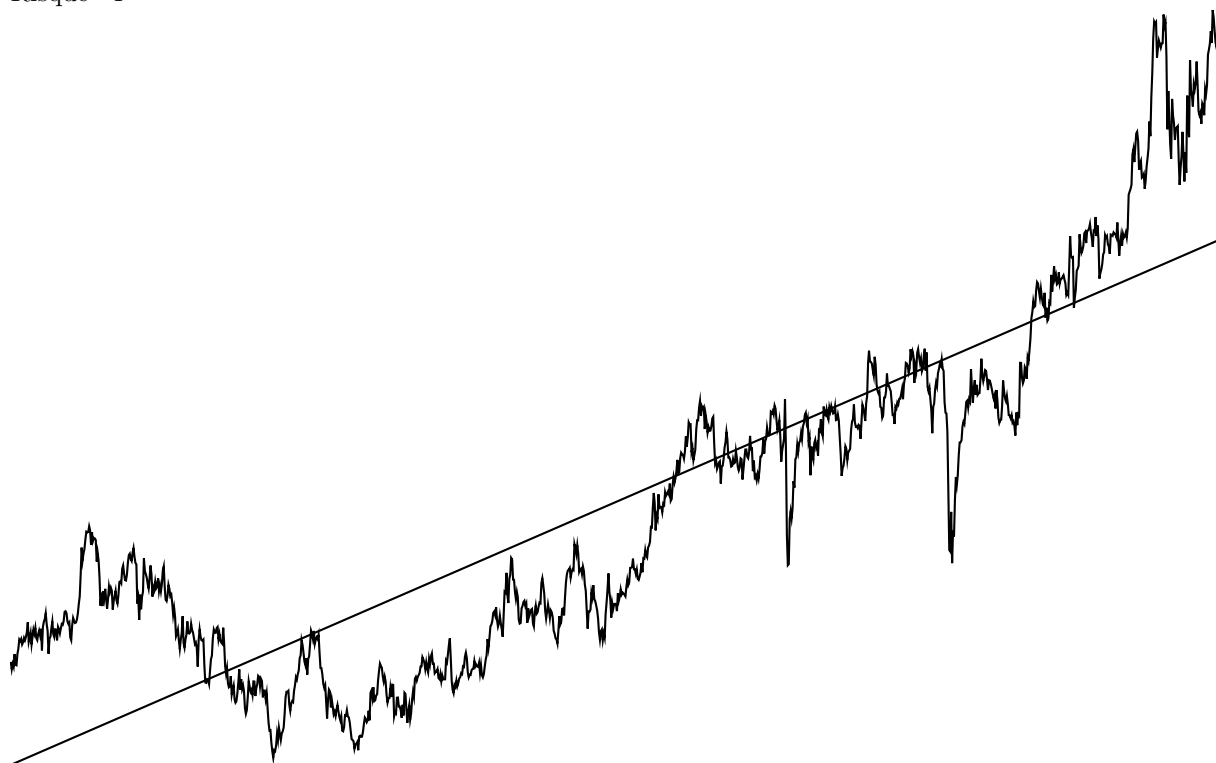
Equation droite : $0.03867 X + 94.32661$ nb valeurs=1281

Performance : 23.72844; cours théorique du 2026-05-22 = 143.86 ecart=-1.53%

Opportunité d'achat : 36.33919

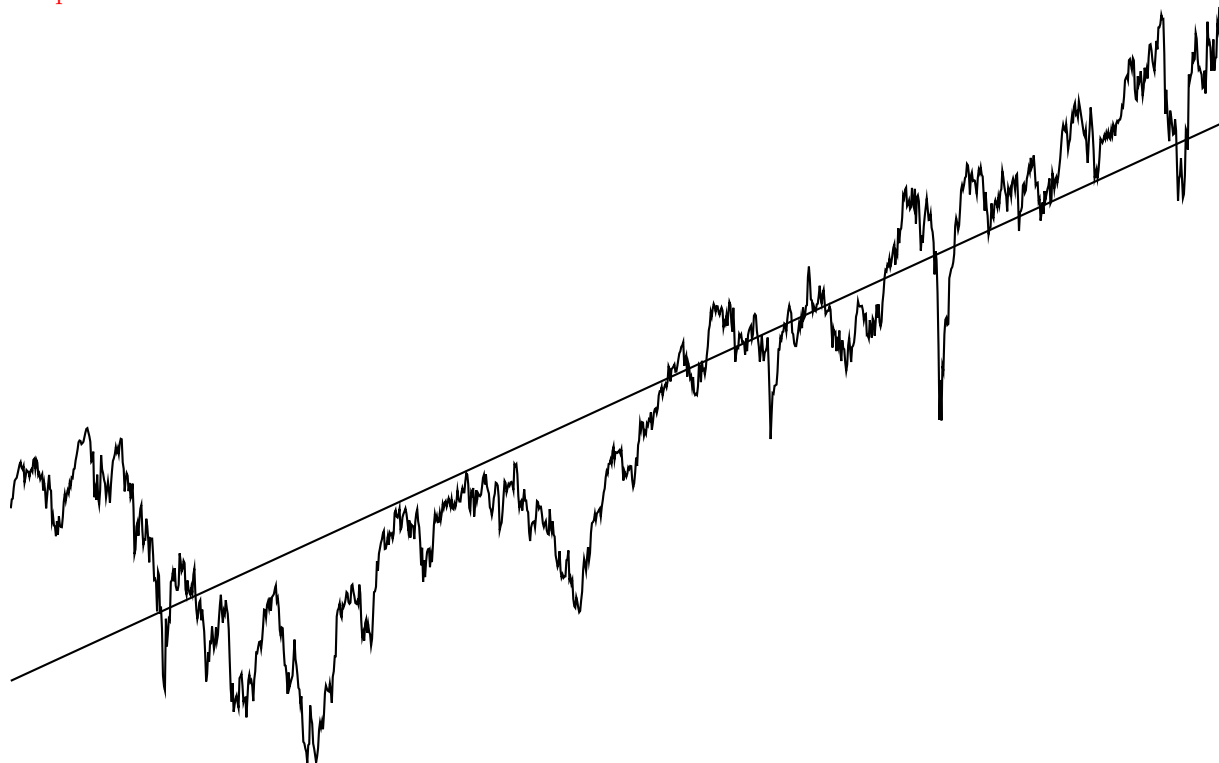
<https://www.boursorama.com/bourse/trackers/cours/1rTC40/>

AMUNDI ETF PEA JAPAN TOPIX UCITS ETF - EUR (FR0013411980)
Risque=4



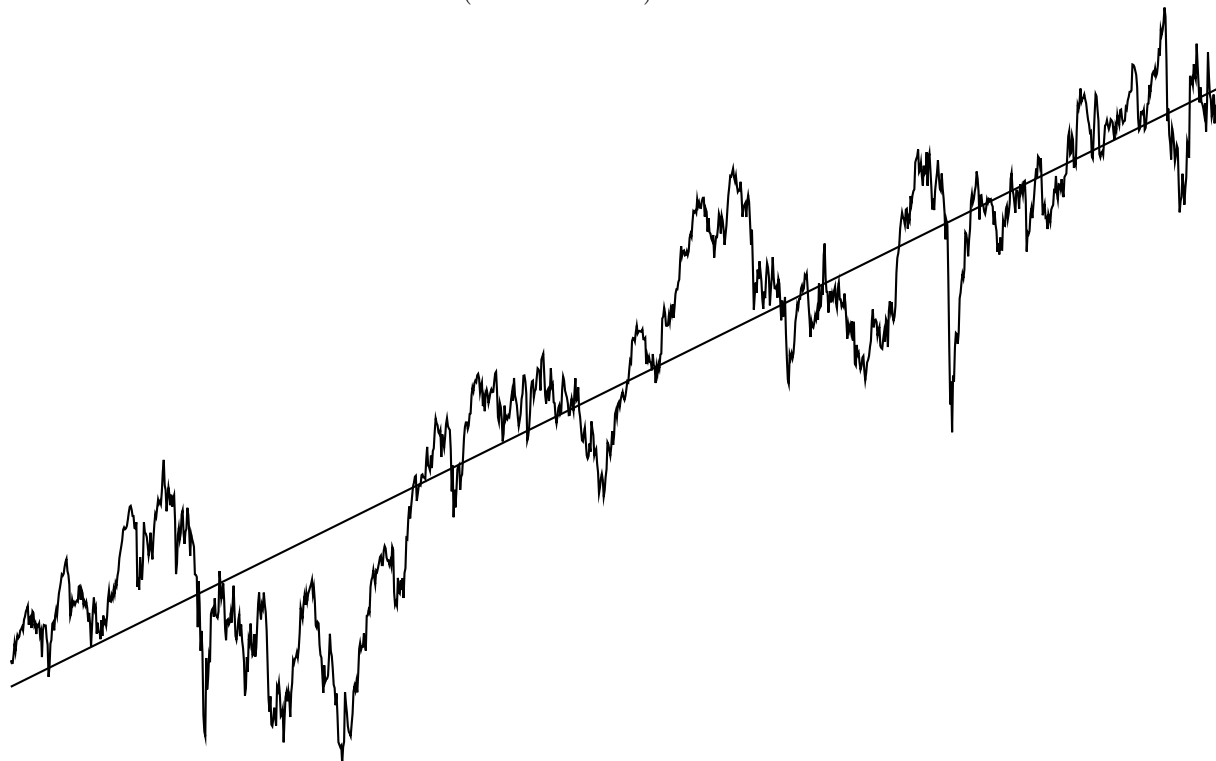
De 2021-05-24 (cours=22.90) à 2026-05-22(cours=36.92)
Minimum 2022-06-20(cours=20.84); Maximum 2026-05-22(cours=36.92)
Equation droite : $0.00881 X + 20.68849$ nb valeurs=1281
Performance : 23.57100; cours théorique du 2026-05-22 = 31.97 ecart=15.48%
<https://www.boursorama.com/bourse/trackers/cours/1rTTPXE/>

iShares MSCI EMU Paris-Aligned Climate UCITS ETF EUR (Acc) (IE00BL6K8D99)
Risque=4



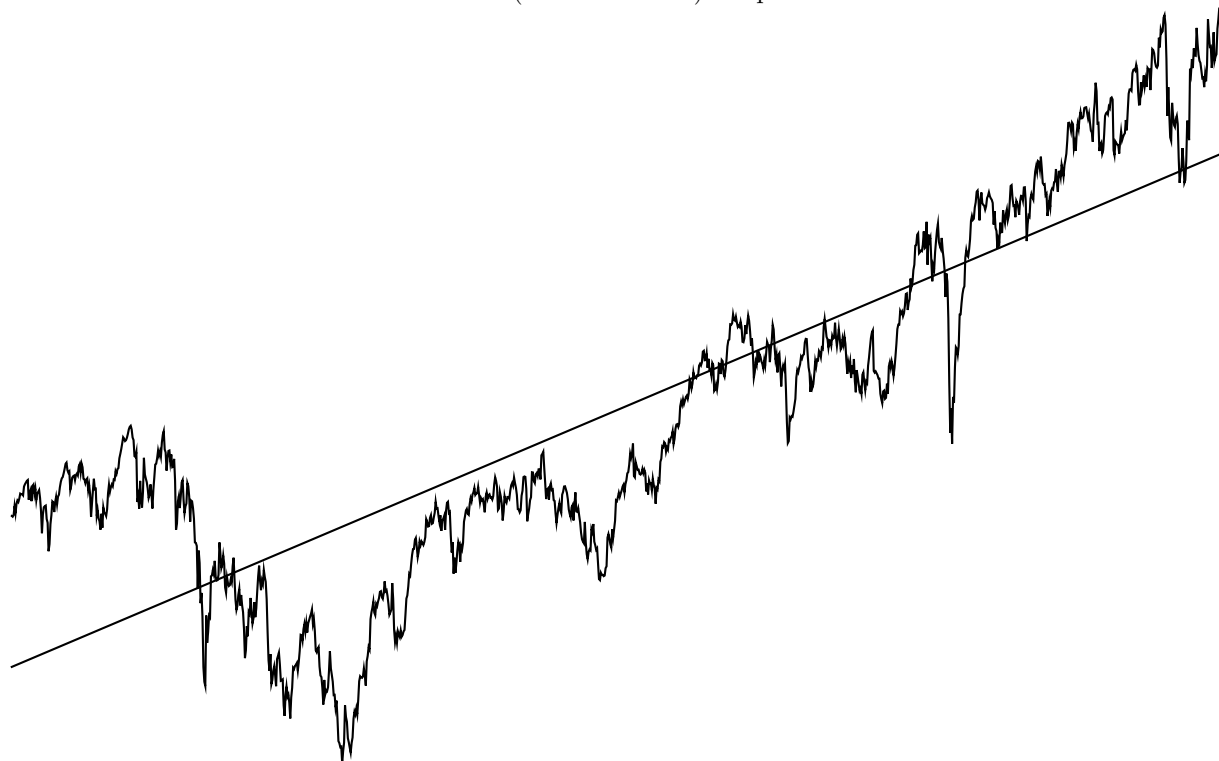
De 2021-07-30 (cours=4.99) à 2026-05-22(cours=7.06)
Minimum 2022-09-29(cours=3.94); Maximum 2026-05-22(cours=7.06)
Equation droite : $0.00187 X + 4.28180$ nb valeurs=1232
Performance : 23.56495; cours théorique du 2026-05-22 = 6.58 ecart=7.34%
<https://www.boursorama.com/bourse/trackers/cours/1rAEMPA/>

Amundi CAC 40 UCITS ETF Acc (FR0013380607)



De 2021-05-24 (cours=27.99) à 2026-05-22(cours=40.92)
Minimum 2022-09-29(cours=25.68); Maximum 2026-02-26(cours=42.62)
Equation droite : $0.01049 X + 27.39897$ nb valeurs=1281
Performance : 22.21022; cours théorique du 2026-05-22 = 40.84 ecart=0.21%
<https://www.boursorama.com/bourse/trackers/cours/1rTCACC/>

Amundi MSCI EMU UCITS ETF Dist (LU1646360971) Risque=4



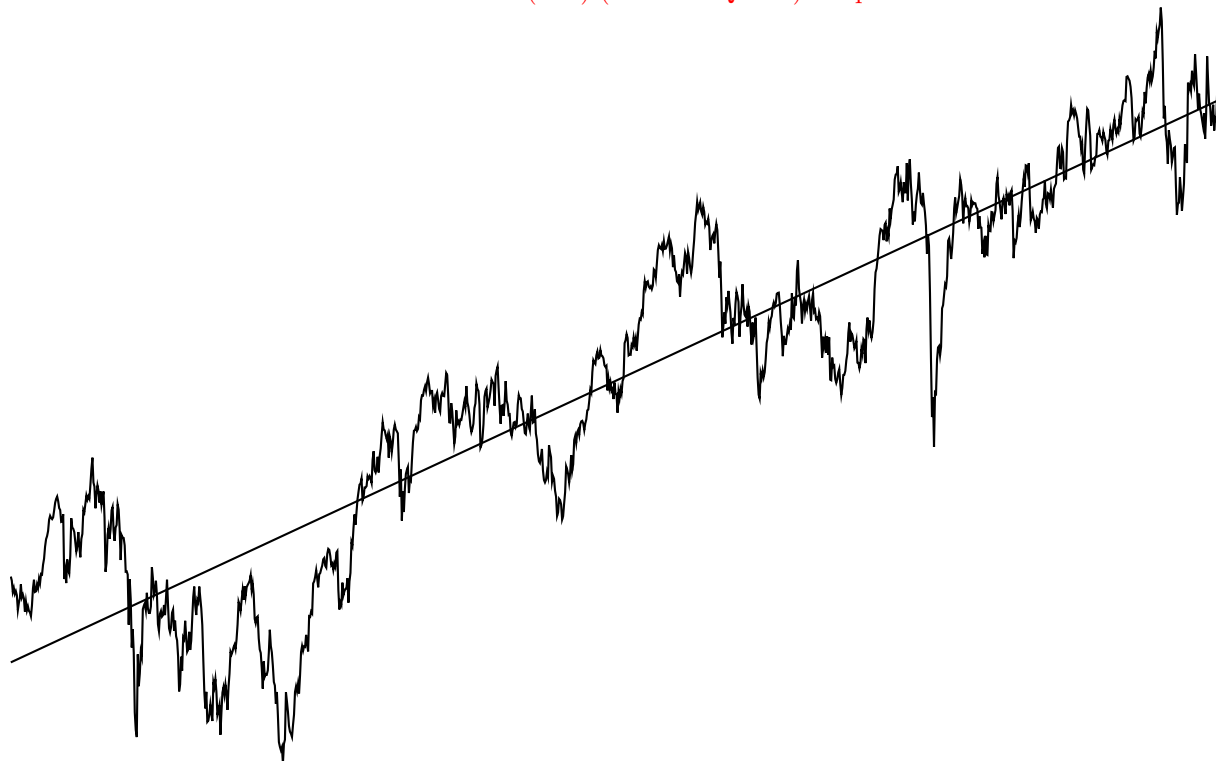
De 2021-05-24 (cours=55.73) à 2026-05-22(cours=79.99)
Minimum 2022-09-29(cours=43.90); Maximum 2026-05-22(cours=79.99)
Equation droite : $0.01913 X + 48.48658$ nb valeurs=1281
Performance : 21.48722; cours théorique du 2026-05-22 = 72.99 ecart=9.59%
<https://www.boursorama.com/bourse/trackers/cours/1rTMFE/>

BNP Paribas Easy ESG Low Vol Europe (LU1377381717) Risque=4



De 2021-05-24 (cours=145.30) à 2026-05-22(cours=214.20)
Minimum 2022-09-29(cours=134.76); Maximum 2026-02-27(cours=222.55)
Equation droite : $0.04983 X + 138.27729$ nb valeurs=1281
Performance : 20.18280; cours théorique du 2026-05-22 = 202.11 ecart=5.98%
<https://www.boursorama.com/bourse/trackers/cours/1rTEVOE/>

iShares MSCI France UCITS ETF EUR (Acc) (IE00BP3QZJ36) Risque=5



De 2021-09-06 (cours=46.67) à 2026-05-22(cours=63.30)
Minimum 2022-09-29(cours=40.23); Maximum 2026-02-26(cours=66.29)
Equation droite : $0.01618 X + 43.71116$ nb valeurs=1200
Performance : 20.03691; cours théorique du 2026-05-22 = 63.12 ecart=0.28%
<https://www.boursorama.com/bourse/trackers/cours/1rAIFRE/>

Amundi STOXX Europe 600 Telecommunications UCITS ETF Acc (LU1834988609)
Risque=4



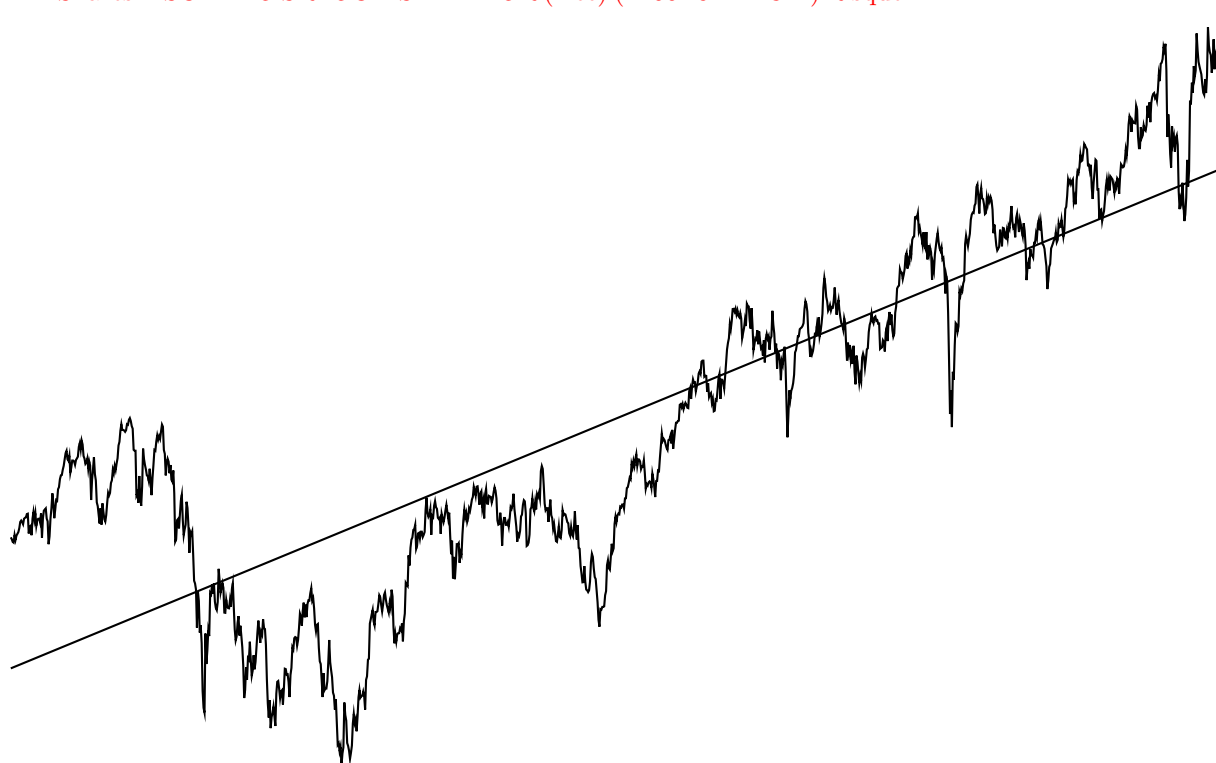
De 2021-05-24 (cours=35.59) à 2026-05-22(cours=59.68)
Minimum 2022-10-21(cours=29.91); Maximum 2026-05-22(cours=59.68)
Equation droite : $0.01230 X + 30.26282$ nb valeurs=1281
Performance : 20.02708; cours théorique du 2026-05-22 = 46.02 ecart=29.68%
<https://www.boursorama.com/bourse/trackers/cours/1rTTELE/>

Amundi MSCI EMU Climate Net Zero Ambition PAB UCITS ETF Acc
(LU2182388582) Risque=4



De 2021-05-24 (cours=64.64) à 2026-05-22(cours=91.01)
Minimum 2022-09-29(cours=52.30); Maximum 2026-05-22(cours=91.01)
Equation droite : $0.02065 X + 57.56375$ nb valeurs=1281
Performance : 19.77052; cours théorique du 2026-05-22 = 84.01 ecart=8.33%
<https://www.boursorama.com/bourse/trackers/cours/1rTPABZ/>

iShares MSCI EMU SRI UCITS ETF EUR (Acc) (IE00BJLKK341) Risque=4



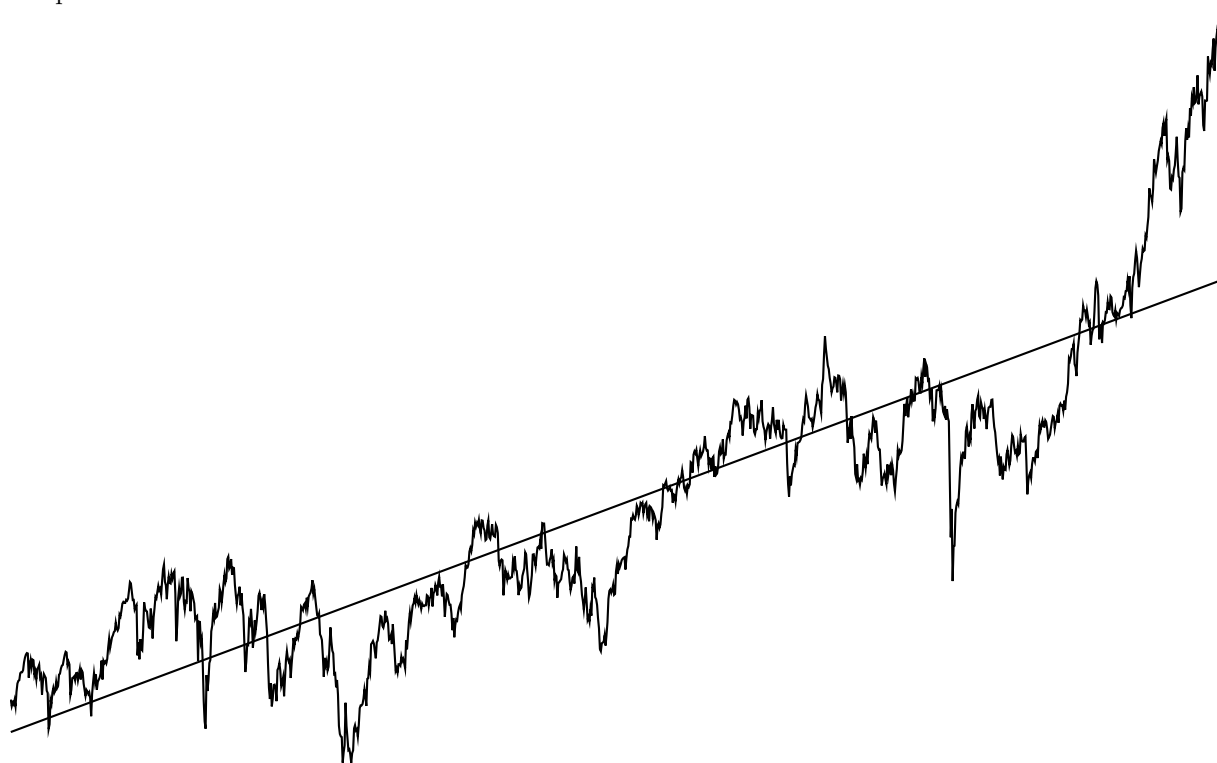
De 2021-05-24 (cours=6.40) à 2026-05-22(cours=9.10)
Minimum 2022-09-29(cours=5.24); Maximum 2026-05-22(cours=9.10)
Equation droite : $0.00199 X + 5.73182$ nb valeurs=1280
Performance : 19.02035; cours théorique du 2026-05-22 = 8.29 ecart=9.86%
<https://www.boursorama.com/bourse/trackers/cours/1rASMUA/>

BNP Paribas Easy ESG Value Europe (LU1377382285) Risque=4



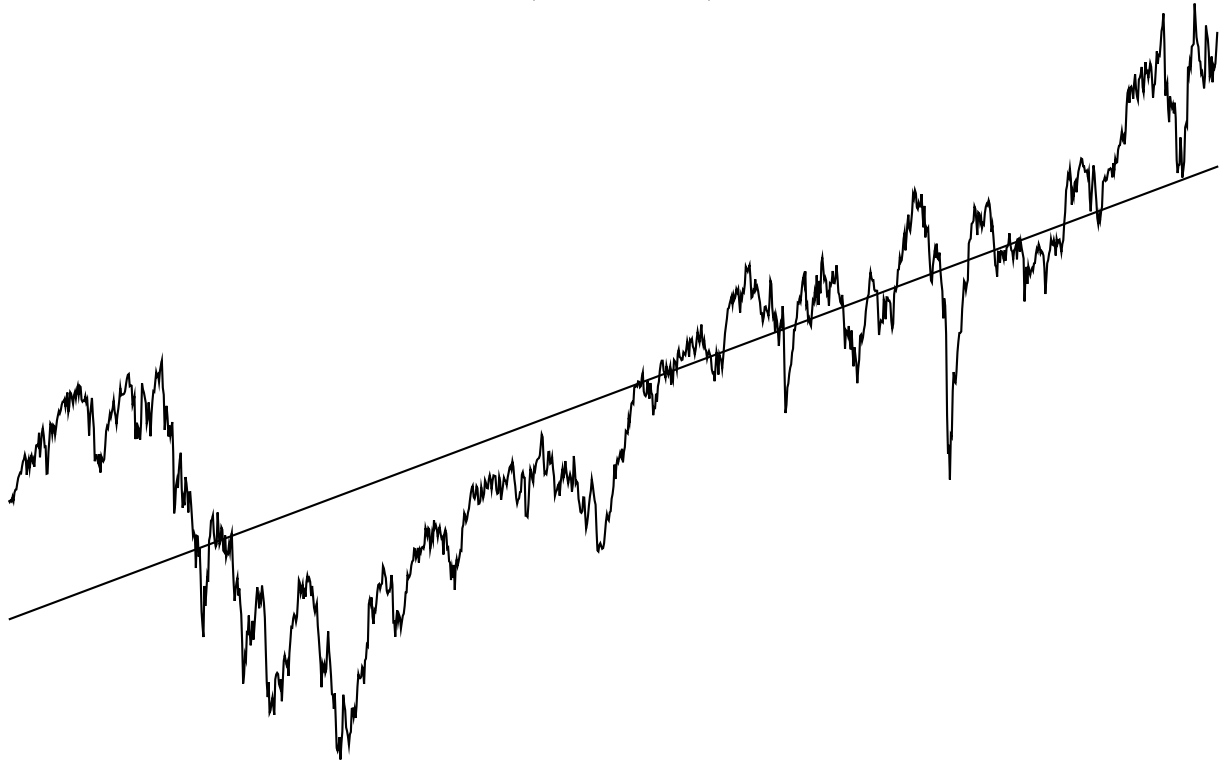
De 2021-05-24 (cours=134.12) à 2026-05-22(cours=196.38)
Minimum 2022-09-29(cours=100.10); Maximum 2026-05-06(cours=197.84)
Equation droite : $0.04223 X + 114.26345$ nb valeurs=1279
Performance : 18.18595; cours théorique du 2026-05-22 = 168.28 ecart=16.70%
<https://www.boursorama.com/bourse/trackers/cours/1rTEVAE/>

OSSIAM Shiller Barclays CAPE Europe Sector Value TR (LU1079842321)
Risque=4



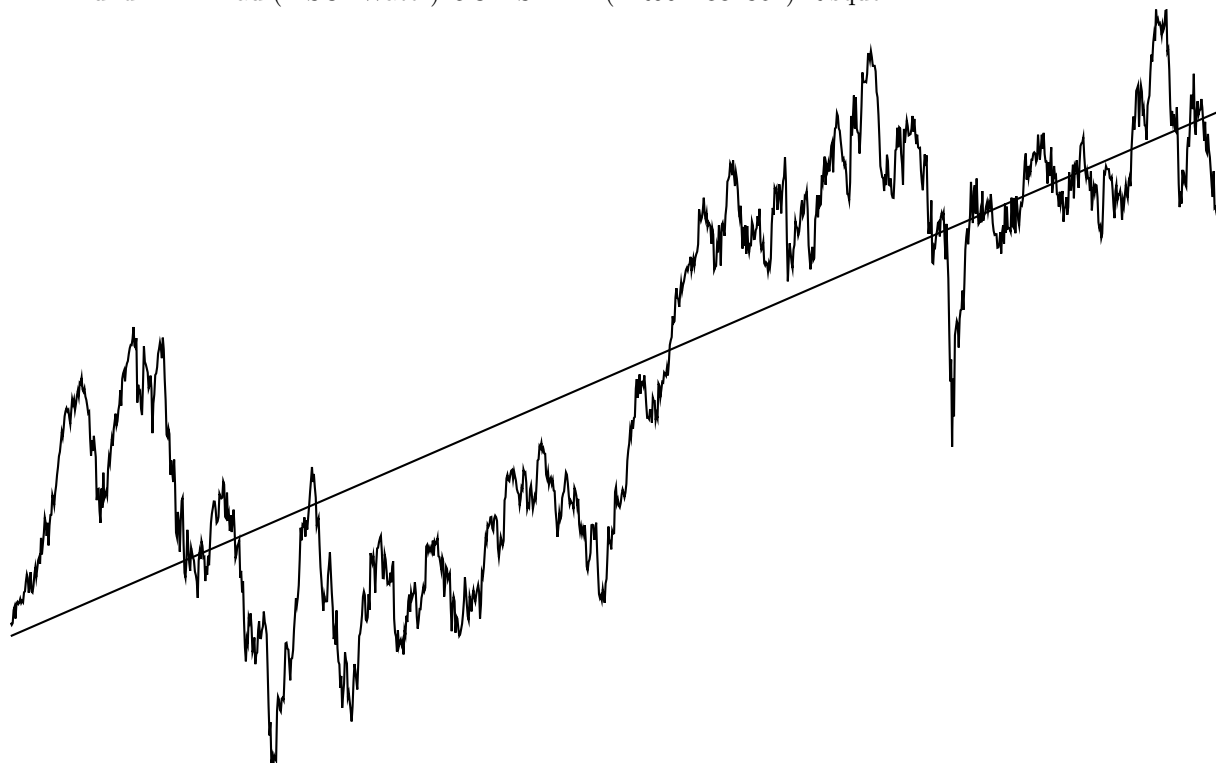
De 2021-05-24 (cours=423.95) à 2026-05-22(cours=663.00)
Minimum 2022-10-12(cours=402.10); Maximum 2026-05-22(cours=663.00)
Equation droite : $0.12185 X + 412.74235$ nb valeurs=1279
Performance : 16.69806; cours théorique du 2026-05-22 = 568.58 ecart=16.61%
<https://www.boursorama.com/bourse/trackers/cours/1rTCAPE/>

BNP Paribas Easy ESG Quality Europe (LU1377382103) Risque=4



De 2021-05-24 (cours=148.10) à 2026-05-22(cours=200.20)
Minimum 2022-09-29(cours=119.26); Maximum 2026-04-17(cours=203.35)
Equation droite : $0.03938 X + 134.83403$ nb valeurs=1280
Performance : 15.46681; cours théorique du 2026-05-22 = 185.24 ecart=8.07%
<https://www.boursorama.com/bourse/trackers/cours/1rTEQUA/>

Amundi PEA Eau (MSCI Water) UCITS ETF (FR0011882364) Risque=4



De 2021-05-24 (cours=23.60) à 2026-05-22(cours=30.44)

Minimum 2022-06-20(cours=21.32); Maximum 2026-02-13(cours=33.40)

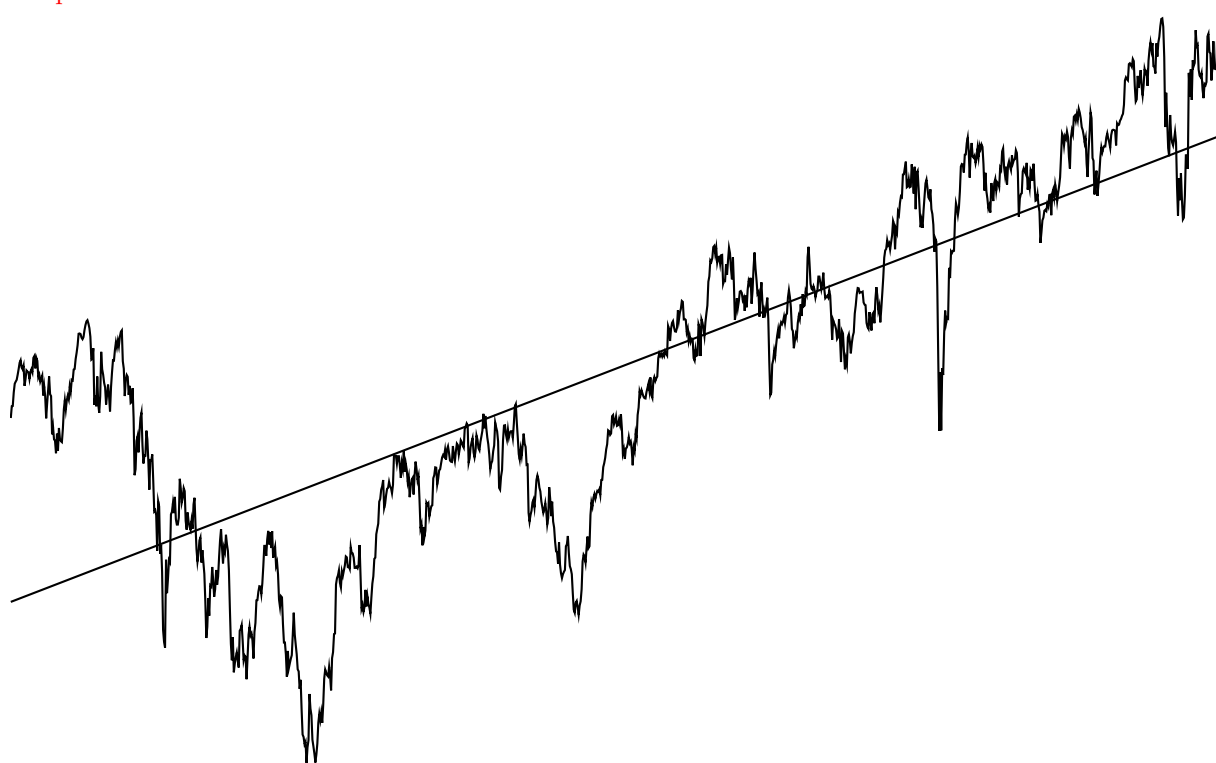
Equation droite : $0.00655 X + 23.38775$ nb valeurs=1281

Performance : 14.81667; cours théorique du 2026-05-22 = 31.78 ecart=-4.20%

Opportunité d'achat : 62.28712

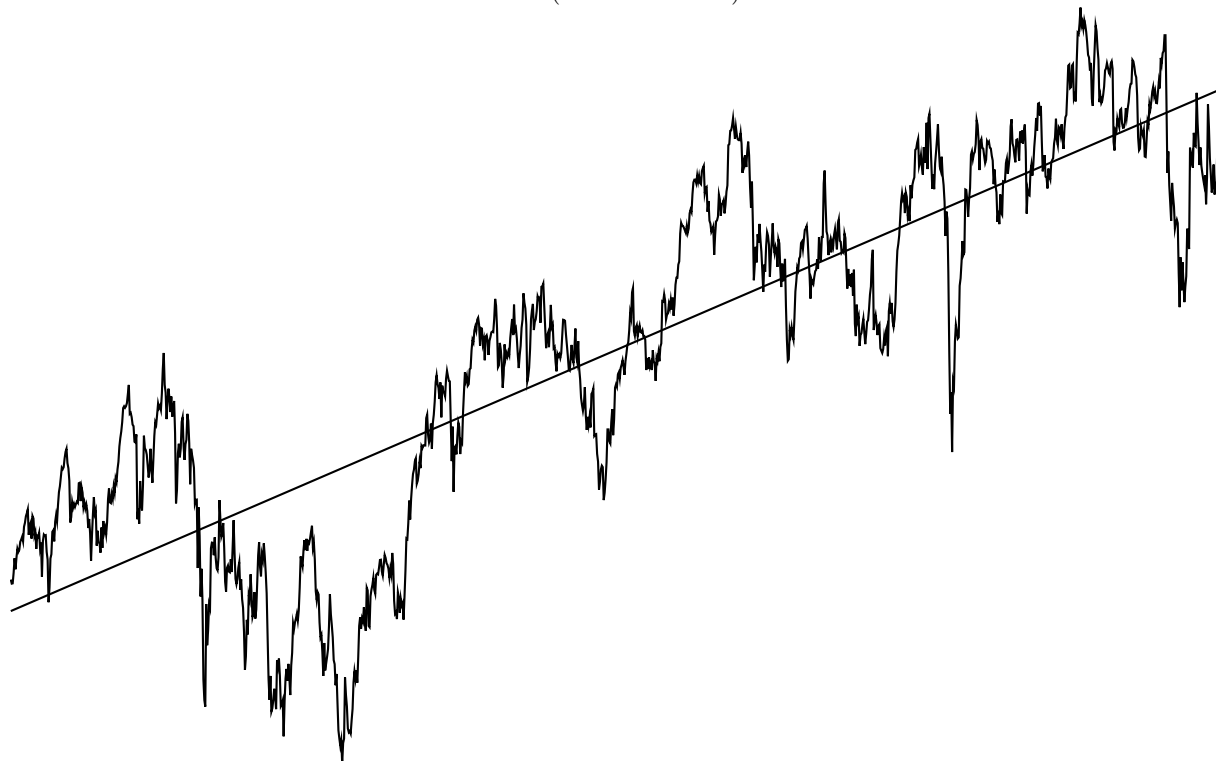
<https://www.boursorama.com/bourse/trackers/cours/1rTAWAT/>

iShares MSCI EMU Paris-Aligned Climate UCITS ETF EUR (Dist) (IE000FOSCLU1)
Risque=4



De 2021-07-30 (cours=4.99) à 2026-05-22(cours=6.36)
Minimum 2022-09-29(cours=3.85); Maximum 2026-05-22(cours=6.36)
Equation droite : $0.00126 X + 4.38298$ nb valeurs=1231
Performance : 14.71916; cours théorique du 2026-05-22 = 5.93 ecart=7.21%
<https://www.boursorama.com/bourse/trackers/cours/1rAMPAB/>

AMUNDI CAC 40 ESG UCITS ETF Dist (LU1681047079)



De 2021-05-24 (cours=64.69) à 2026-05-22(cours=82.18)

Minimum 2022-09-29(cours=57.38); Maximum 2025-10-21(cours=87.43)

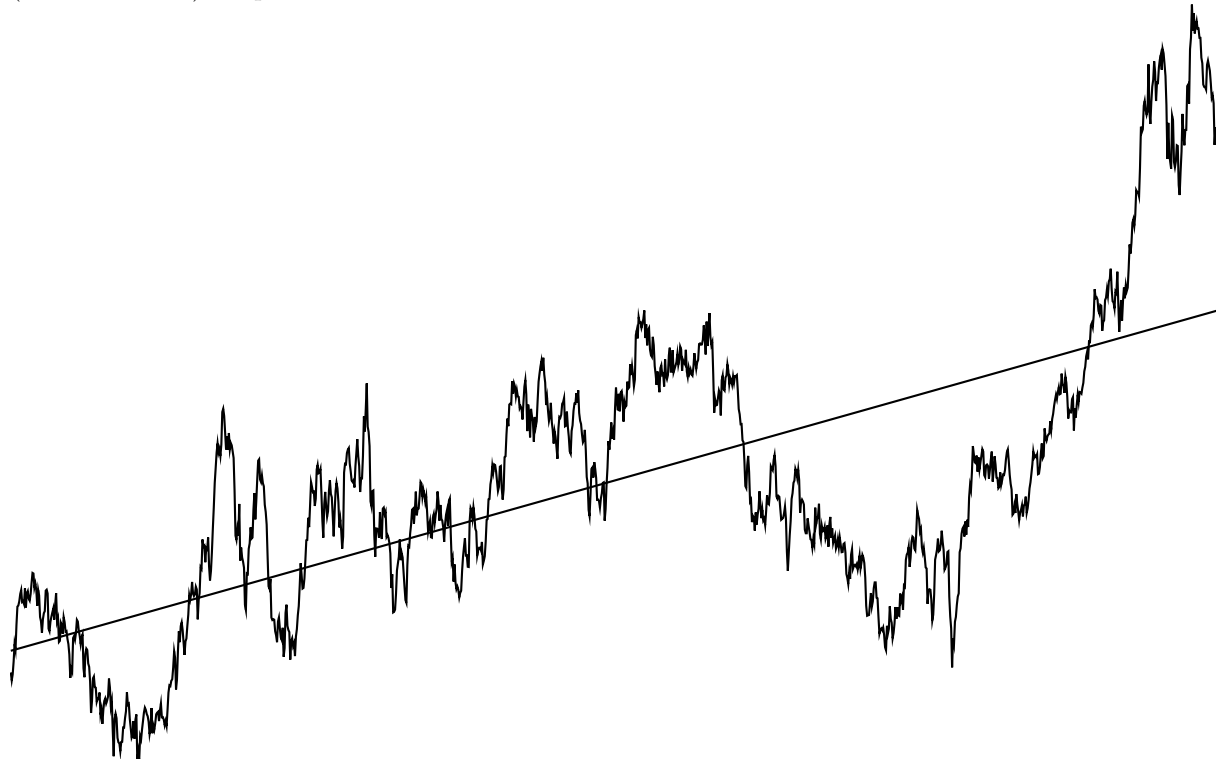
Equation droite : $0.01619 X + 63.43872$ nb valeurs=1281

Performance : 14.07506; cours théorique du 2026-05-22 = 84.17 ecart=-2.37%

Opportunité d'achat : 33.34964

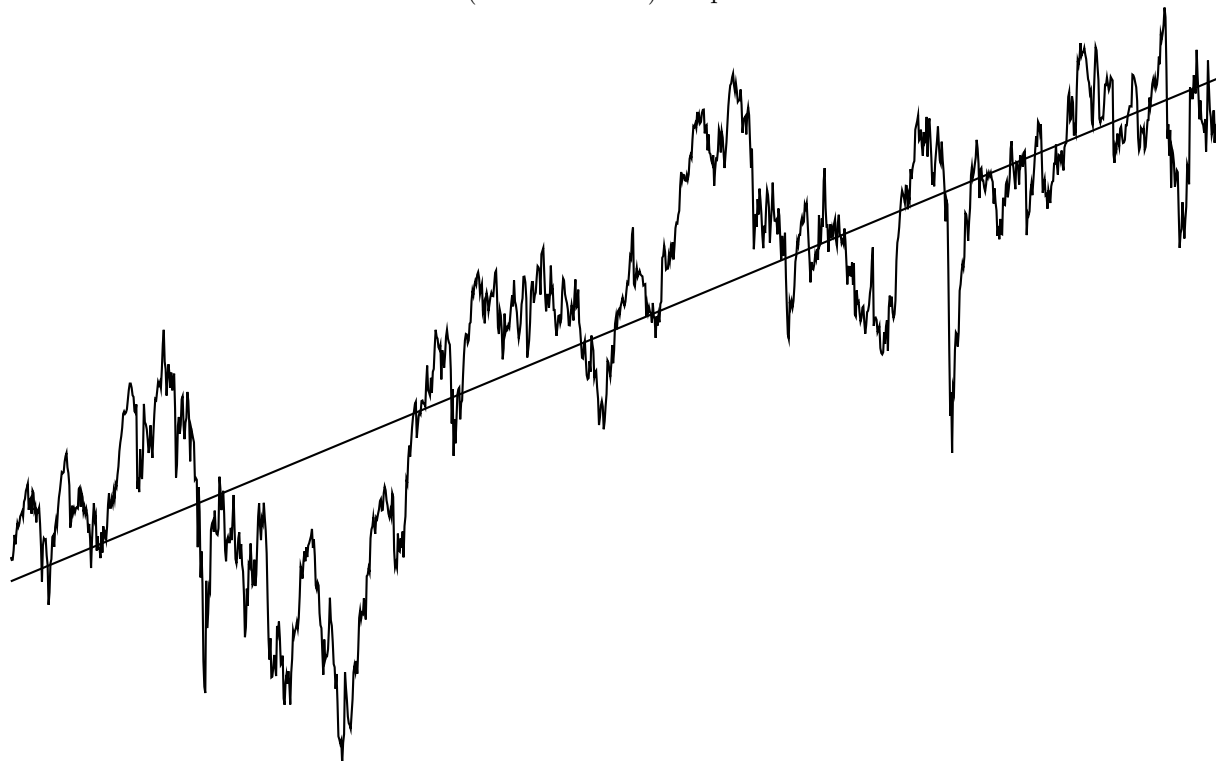
<https://www.boursorama.com/bourse/trackers/cours/1rTC4D/>

Amundi PEA MSCI Emerging Latin America ESG Leaders UCITS ETF
(FR0013412004) Risque=5



De 2021-05-24 (cours=17.15) à 2026-05-22(cours=27.38)
Minimum 2021-11-26(cours=15.49); Maximum 2026-04-10(cours=29.70)
Equation droite : $0.00500 X + 17.55368$ nb valeurs=1281
Performance : 13.43155; cours théorique du 2026-05-22 = 23.96 ecart=14.25%
<https://www.boursorama.com/bourse/trackers/cours/1rTPALAT/>

Amundi CAC 40 UCITS ETF Dist (FR0007052782) Risque=5



De 2021-05-24 (cours=63.82) à 2026-05-22(cours=81.46)

Minimum 2022-09-29(cours=55.91); Maximum 2026-02-26(cours=84.88)

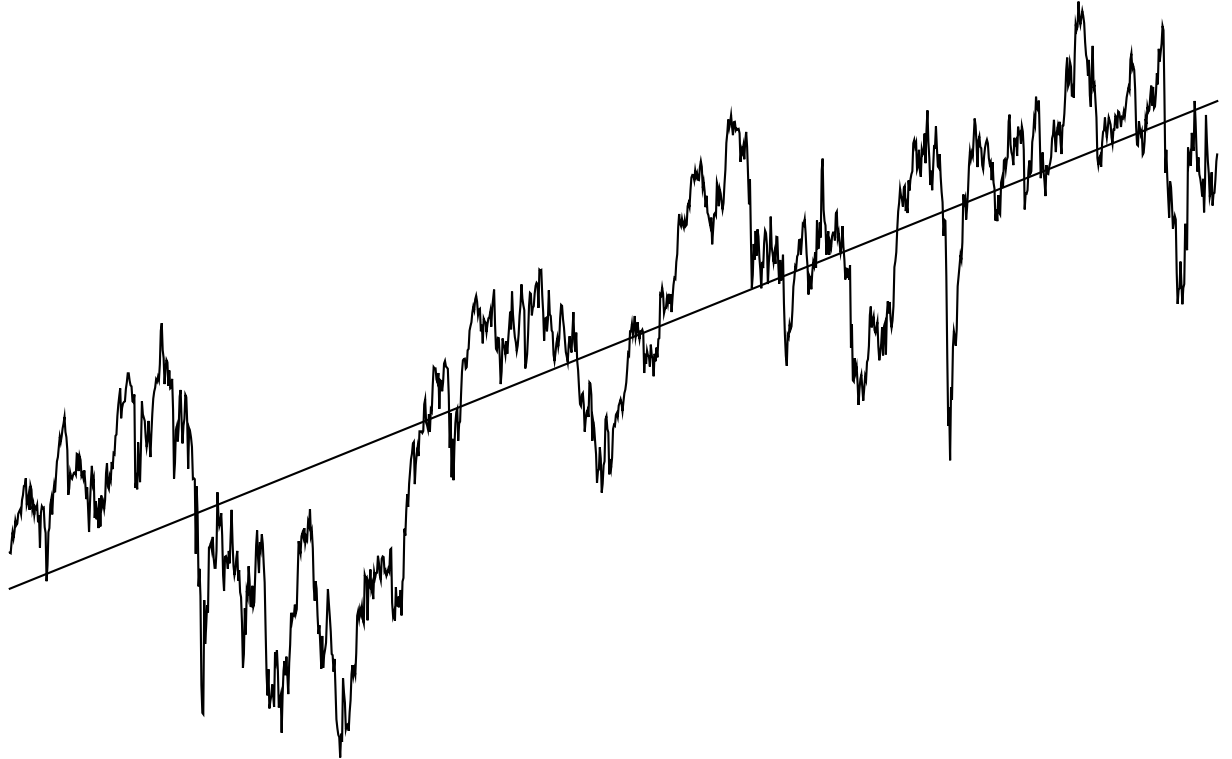
Equation droite : $0.01507 X + 62.89075$ nb valeurs=1281

Performance : 13.20880; cours théorique du 2026-05-22 = 82.20 ecart=-0.90%

Opportunité d'achat : 11.91871

<https://www.boursorama.com/bourse/trackers/cours/1rTCAC/>

BNP Paribas EASY CAC 40(R) ESG UCITS ETF (FR0010150458) Risque=5



De 2021-05-24 (cours=10.47) à 2026-05-22(cours=12.92)

Minimum 2022-09-29(cours=9.21); Maximum 2025-10-21(cours=13.85)

Equation droite : $0.00234 X + 10.24737$ nb valeurs=1281

Performance : 12.31969; cours théorique du 2026-05-22 = 13.25 ecart=-2.44%

Opportunité d'achat : 30.09959

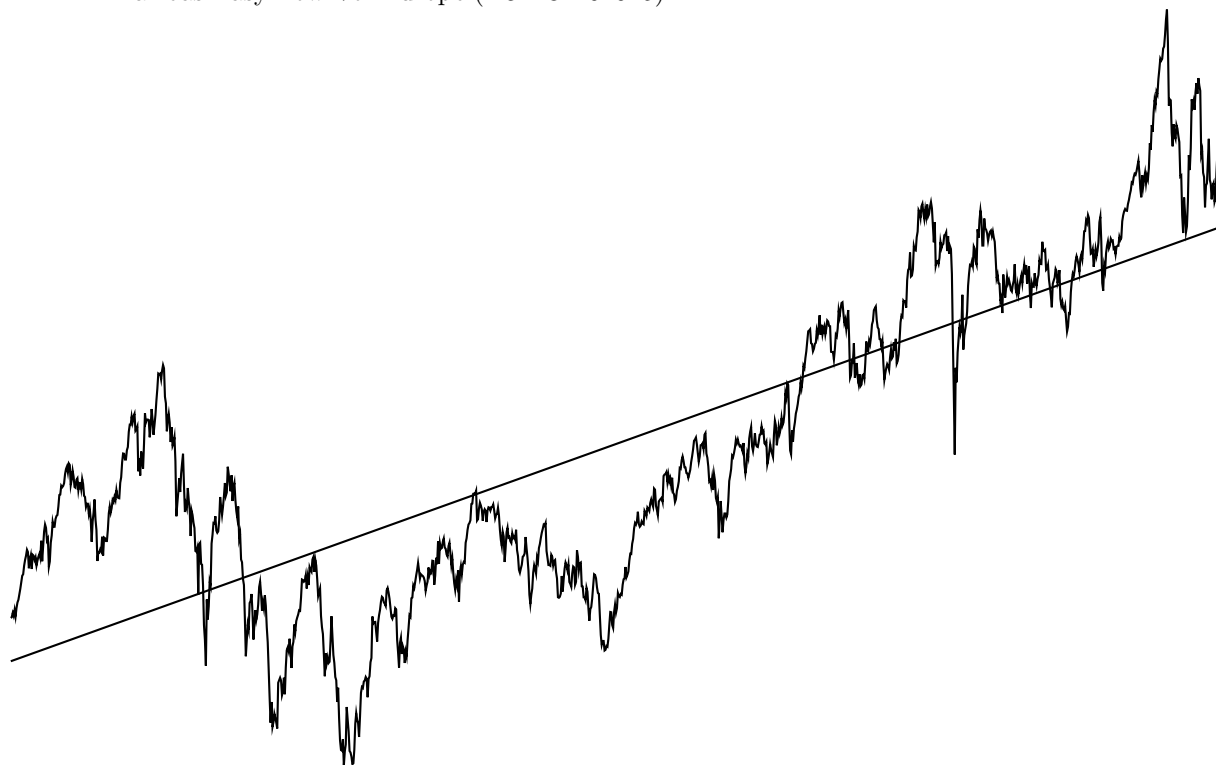
<https://www.boursorama.com/bourse/trackers/cours/1rTE40/>

OSSIAM STOXX(R) EUROPE 600 EQUAL WEIGHT NR UCITS ETF 1C
(EUR) (LU0599613147) Risque=4



De 2021-05-24 (cours=116.10) à 2026-05-22(cours=151.34)
Minimum 2022-09-29(cours=88.66); Maximum 2026-02-26(cours=151.80)
Equation droite : $0.02537 X + 104.24414$ nb valeurs=1267
Performance : 11.62008; cours théorique du 2026-05-22 = 136.39 ecart=10.96%
<https://www.boursorama.com/bourse/trackers/cours/1rTS6EW/>

BNP Paribas Easy Low Vol Europe (LU1481201025)



De 2021-05-24 (cours=126.34) à 2026-05-22(cours=164.10)

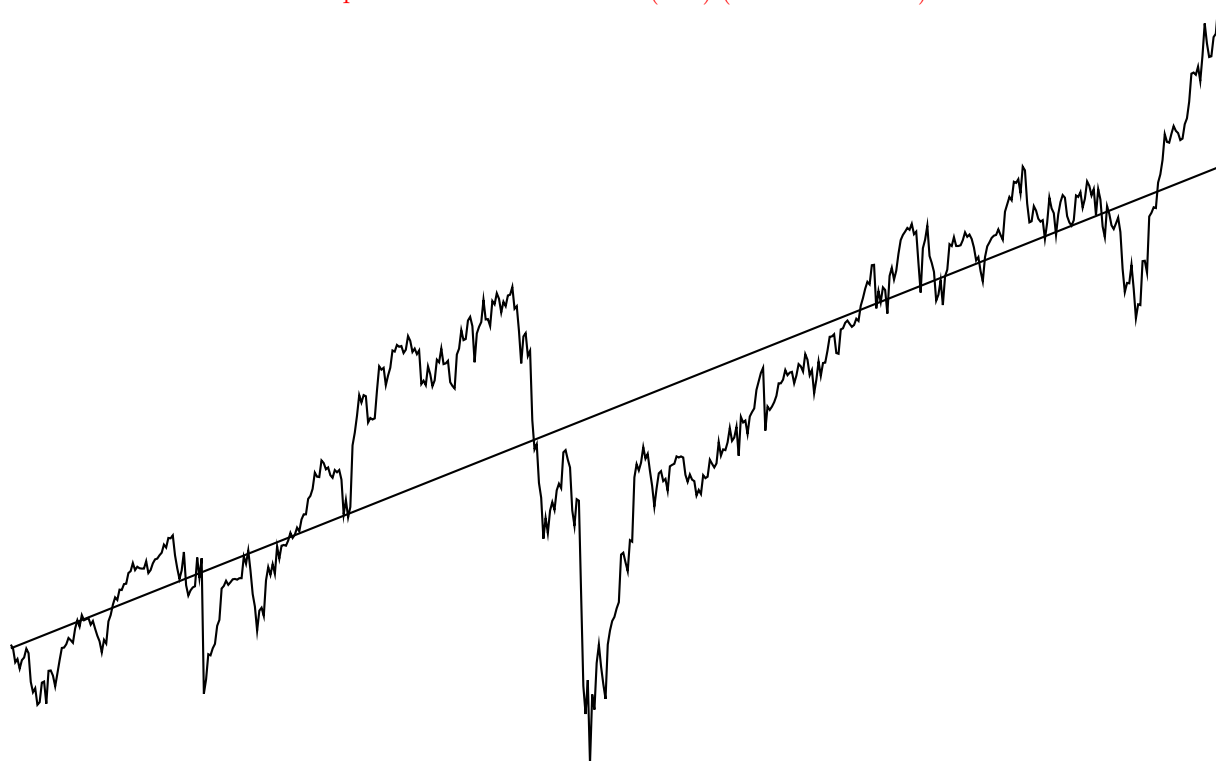
Minimum 2022-09-29(cours=114.54); Maximum 2026-02-27(cours=175.02)

Equation droite : $0.02733 X + 122.88073$ nb valeurs=1271

Performance : 11.57515; cours théorique du 2026-05-22 = 157.61 ecart=4.12%

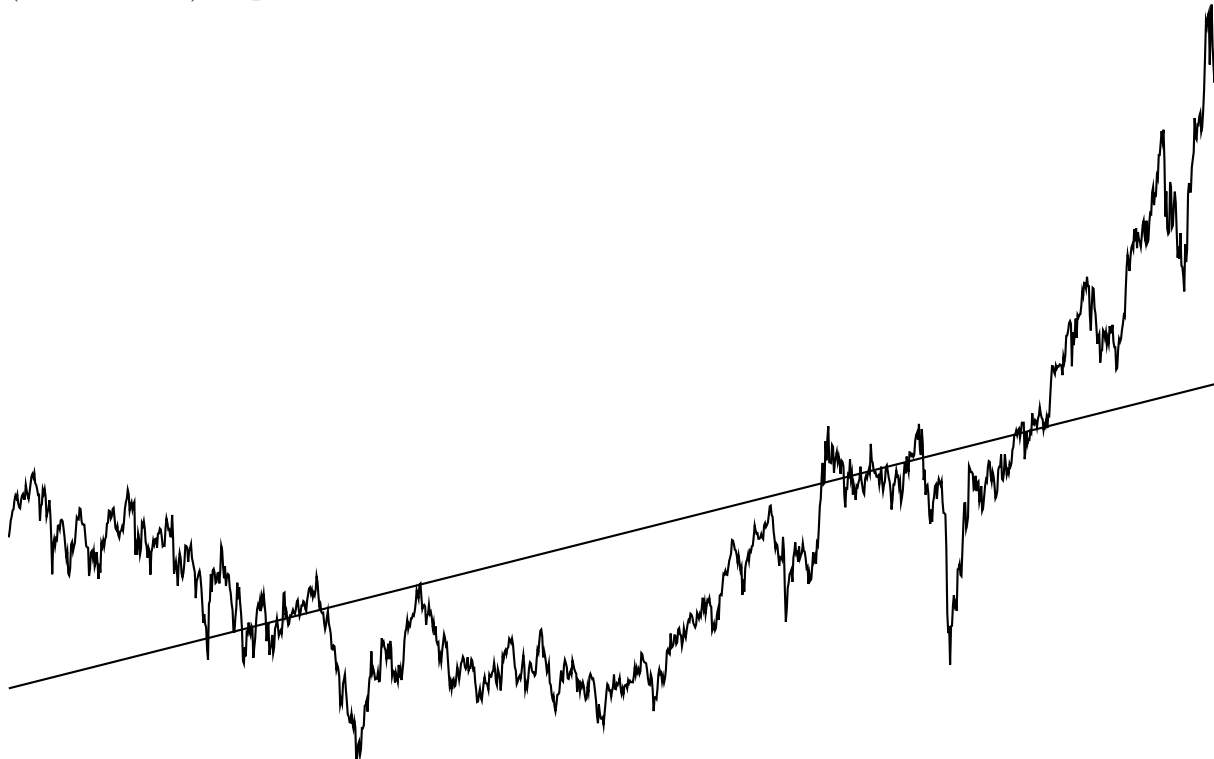
<https://www.boursorama.com/bourse/trackers/cours/1rTVLED/>

iShares MSCI World Swap PEA UCITS ETF EUR (Acc) (IE0002XZSH01)



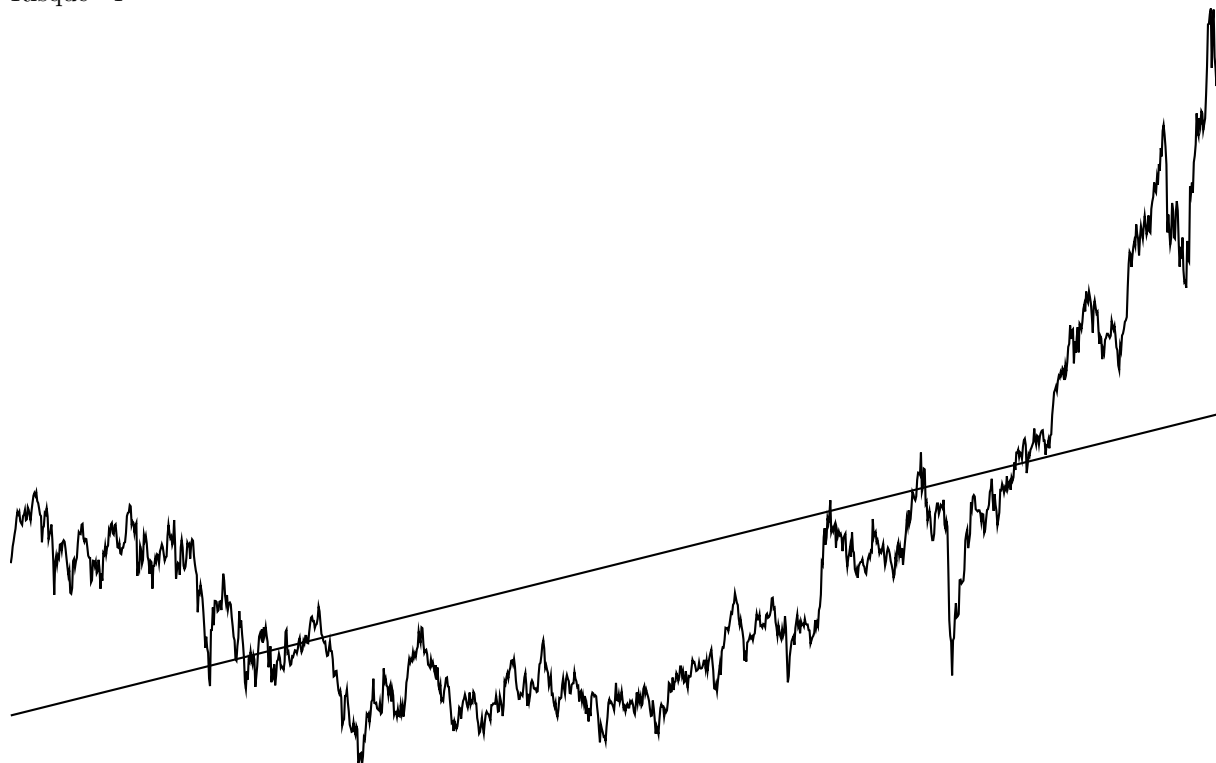
De 2024-04-03 (cours=5.01) à 2026-05-22(cours=6.74)
Minimum 2025-04-09(cours=4.69); Maximum 2026-05-22(cours=6.74)
Equation droite : $0.00240 X + 4.99995$ nb valeurs=545
Performance : 11.35668; cours théorique du 2026-05-22 = 6.31 ecart=6.83%
<https://www.boursorama.com/bourse/trackers/cours/1rTWPEA/>

LYXOR UCITS ETF PEA MSCI AC ASIA PACIFIC EX JAPAN C-EUR
(FR0011869312) Risque=4



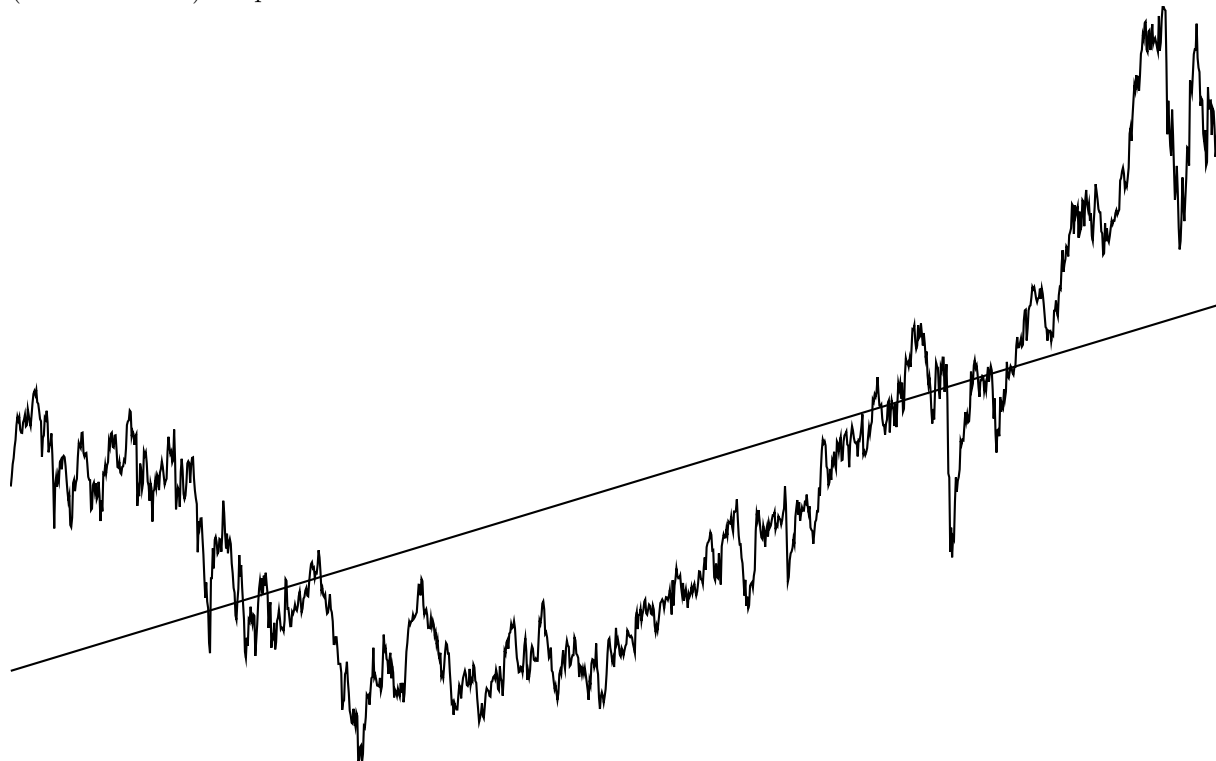
De 2021-05-24 (cours=18.14) à 2026-05-22(cours=26.45)
Minimum 2022-10-24(cours=14.49); Maximum 2026-05-14(cours=26.86)
Equation droite : $0.00390 X + 15.67213$ nb valeurs=1281
Performance : 11.20111; cours théorique du 2026-05-22 = 20.66 ecart=28.00%
<https://www.boursorama.com/bourse/trackers/cours/1rTPAEJ/>

Amundi PEA MSCI Emerging Markets ESG Leaders UCITS ETF (FR0013412020)
Risque=4



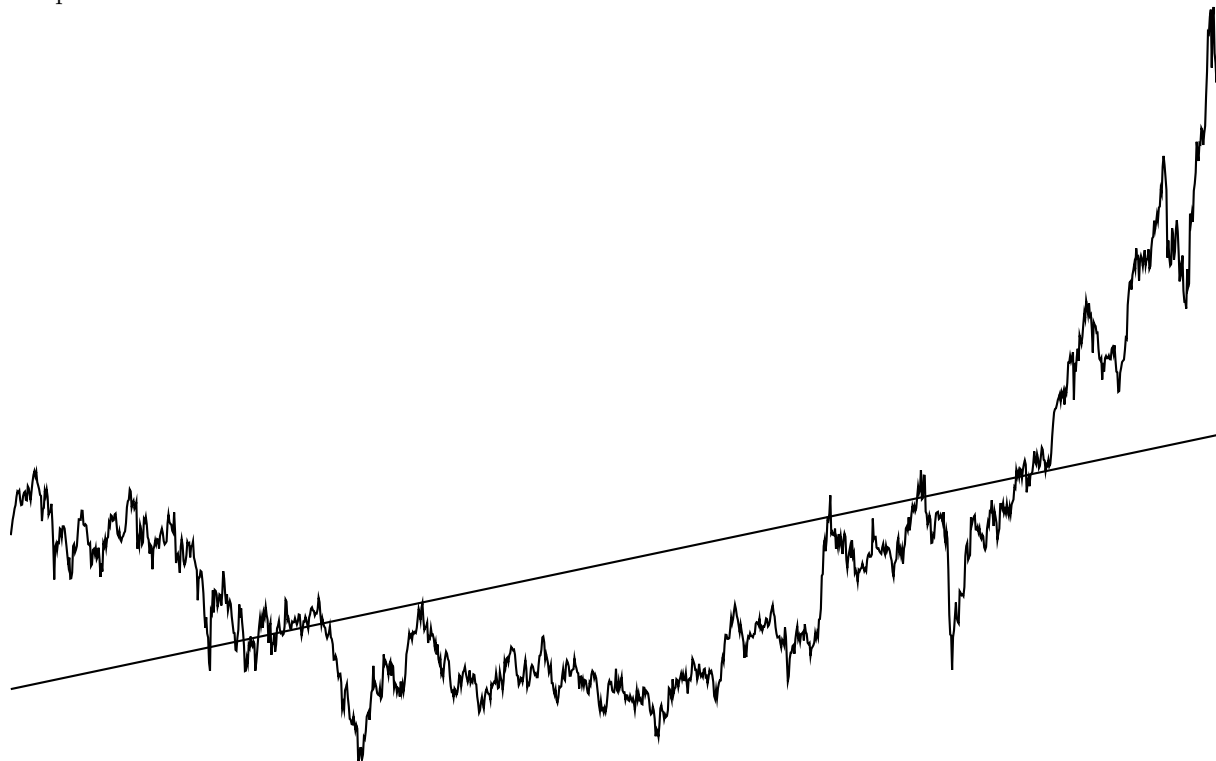
De 2021-05-24 (cours=23.36) à 2026-05-22(cours=34.89)
Minimum 2022-10-28(cours=19.01); Maximum 2026-05-11(cours=35.31)
Equation droite : $0.00508 X + 20.07851$ nb valeurs=1281
Performance : 10.73490; cours théorique du 2026-05-22 = 26.59 ecart=31.23%
<https://www.boursorama.com/bourse/trackers/cours/1rTPAEEM/>

Amundi PEA MSCI Emerging EMEA ESG Leaders UCITS ETF - Acc
(FR0011440478) Risque=5



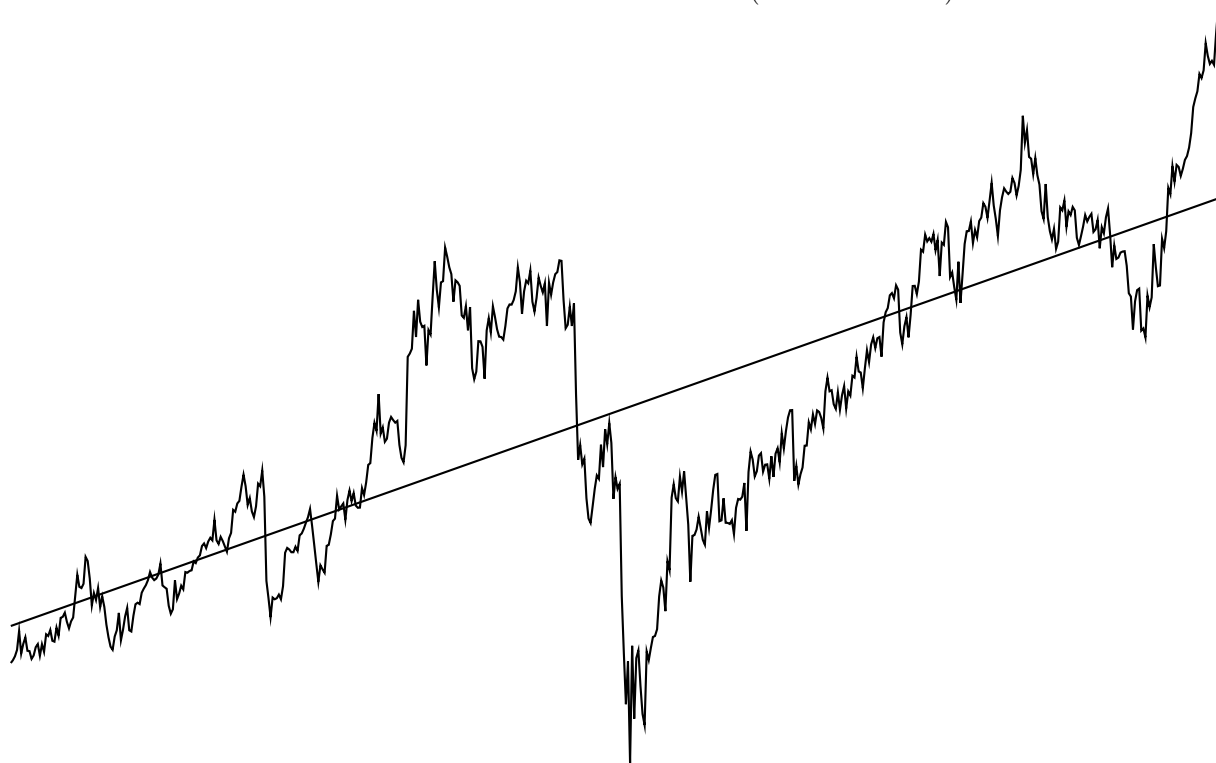
De 2021-05-24 (cours=16.89) à 2026-05-22(cours=21.13)
Minimum 2022-10-24(cours=13.67); Maximum 2026-02-24(cours=22.50)
Equation droite : $0.00334 X + 14.74103$ nb valeurs=1281
Performance : 10.04148; cours théorique du 2026-05-22 = 19.02 ecart=11.08%
<https://www.boursorama.com/bourse/trackers/cours/1rTPLEM/>

Amundi PEA MSCI Emerging Asia ESG Leaders UCITS ETF (FR0013412012)
Risque=4



De 2021-05-24 (cours=25.03) à 2026-05-22(cours=38.62)
Minimum 2022-10-24(cours=19.02); Maximum 2026-05-14(cours=38.97)
Equation droite : $0.00525 X + 20.96423$ nb valeurs=1281
Performance : 9.90458; cours théorique du 2026-05-22 = 27.69 ecart=39.49%
<https://www.boursorama.com/bourse/trackers/cours/1rTPAASI/>

Amundi PEA MSCI USA Value Advanced UCITS ETF - Acc (FR001400KH45)



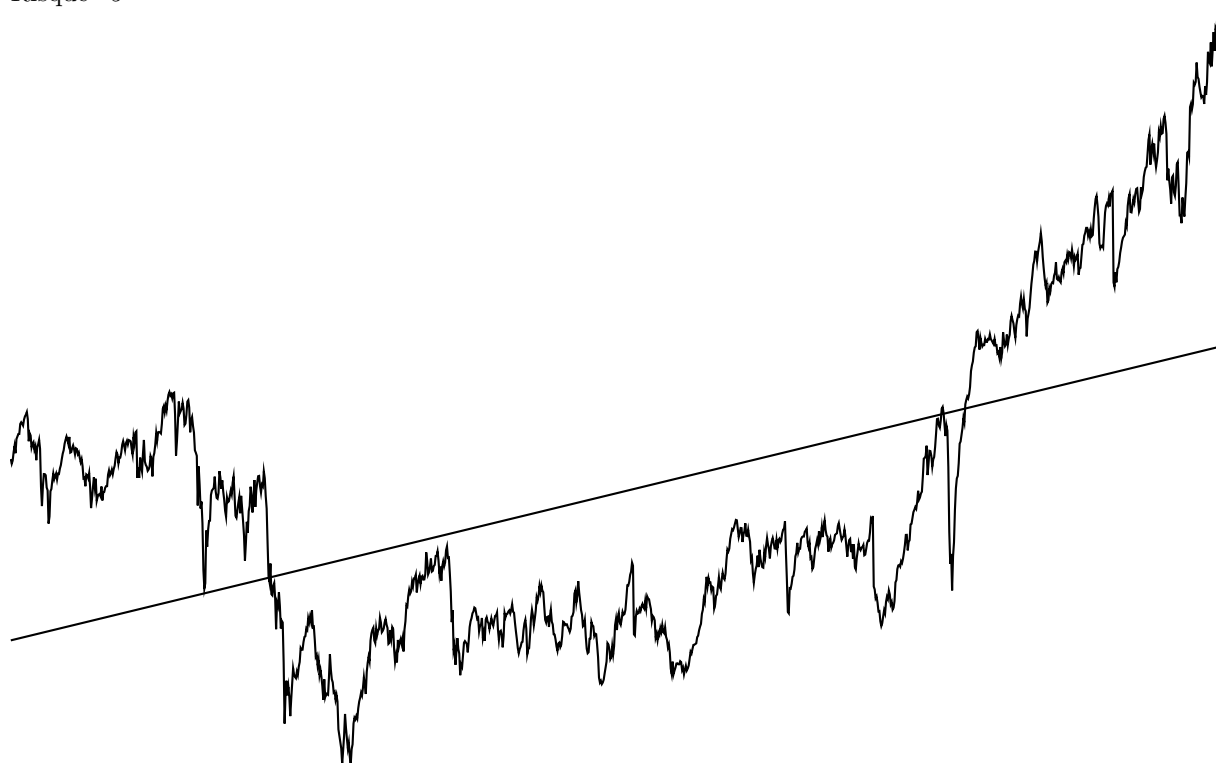
De 2024-02-07 (cours=10.22) à 2026-05-22(cours=14.03)
Minimum 2025-04-09(cours=9.64); Maximum 2026-05-22(cours=14.03)
Equation droite : $0.00427 X + 10.43788$ nb valeurs=582
Performance : 9.82869; cours théorique du 2026-05-22 = 12.92 ecart=8.54%
<https://www.boursorama.com/bourse/trackers/cours/1rTUSVE/>

Amundi STOXX Europe 600 Healthcare UCITS ETF Acc (LU1834986900)
Risque=4



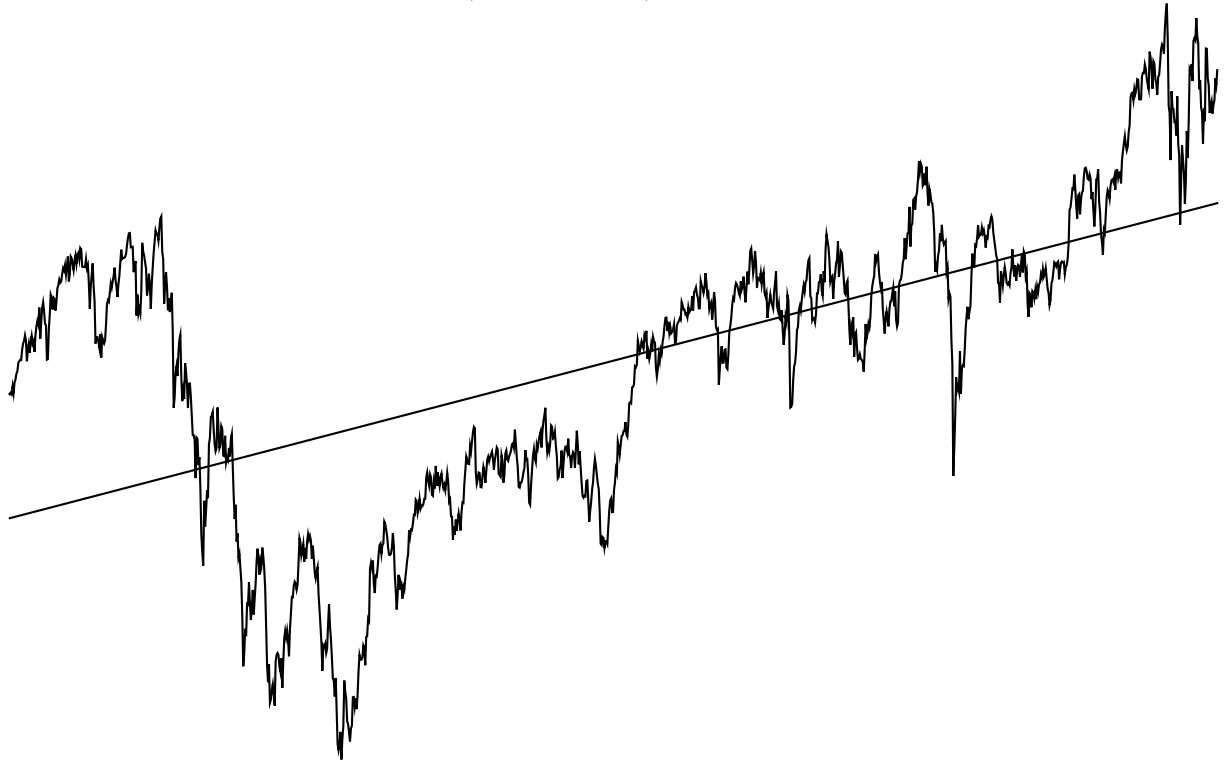
De 2021-05-24 (cours=115.08) à 2026-05-22(cours=150.49)
Minimum 2021-06-02(cours=113.87); Maximum 2024-08-30(cours=167.09)
Equation droite : $0.02325 X + 123.16140$ nb valeurs=1281
Performance : 9.66494; cours théorique du 2026-05-22 = 152.94 ecart=-1.60%
Opportunité d'achat : 15.50653
<https://www.boursorama.com/bourse/trackers/cours/1rTHLT/>

Amundi Stoxx Europe Select Dividend 30 - UCITS ETF Dist (LU1812092168)
Risque=5



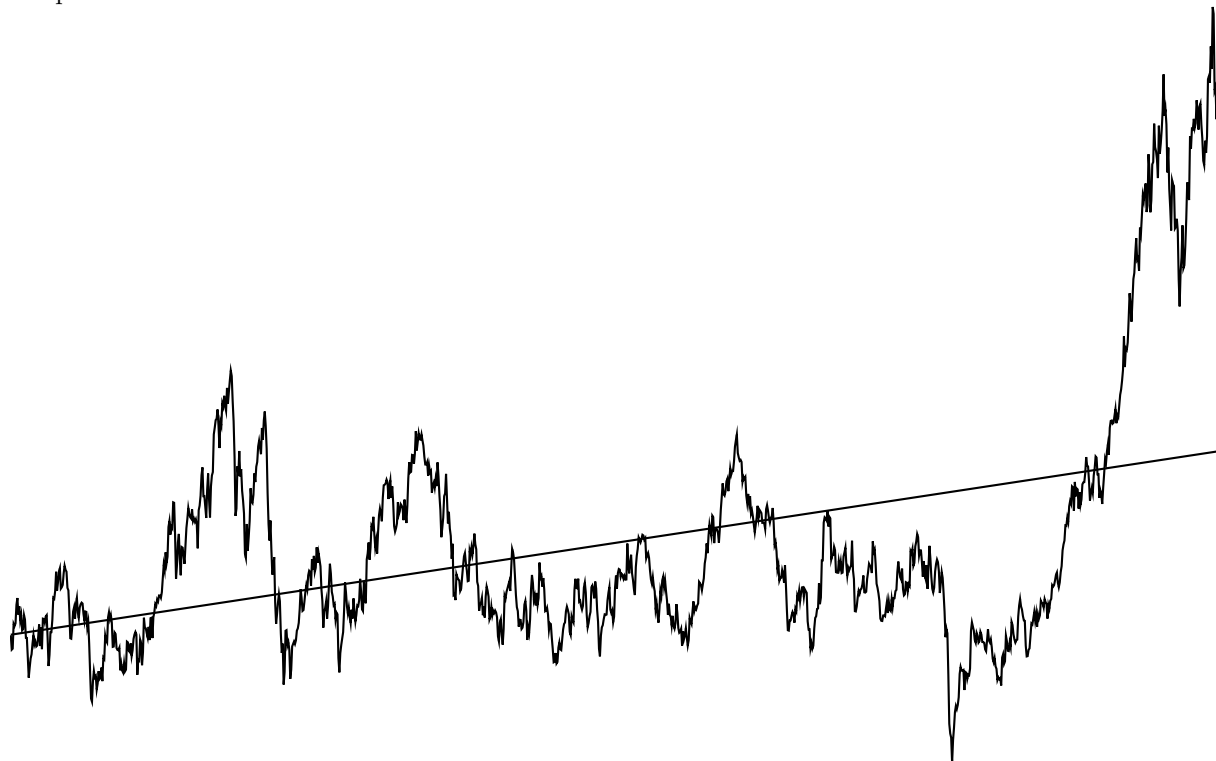
De 2021-05-24 (cours=17.28) à 2026-05-22(cours=23.52)
Minimum 2022-10-12(cours=13.04); Maximum 2026-05-22(cours=23.52)
Equation droite : $0.00318 X + 14.76617$ nb valeurs=1281
Performance : 8.06688; cours théorique du 2026-05-22 = 18.84 ecart=24.85%
<https://www.boursorama.com/bourse/trackers/cours/1rTSEL/>

BNP Paribas Easy Quality Europe (LU1481201611)



De 2021-05-24 (cours=127.26) à 2026-05-22(cours=151.78)
Minimum 2022-09-29(cours=99.55); Maximum 2026-02-27(cours=156.74)
Equation droite : $0.01881 X + 117.78483$ nb valeurs=1269
Performance : 7.06004; cours théorique du 2026-05-22 = 141.66 ecart=7.14%
<https://www.boursorama.com/bourse/trackers/cours/1rTQUED/>

Amundi STOXX Europe 600 Basic Resources UCITS ETF Acc (LU1834983550)
Risque=6



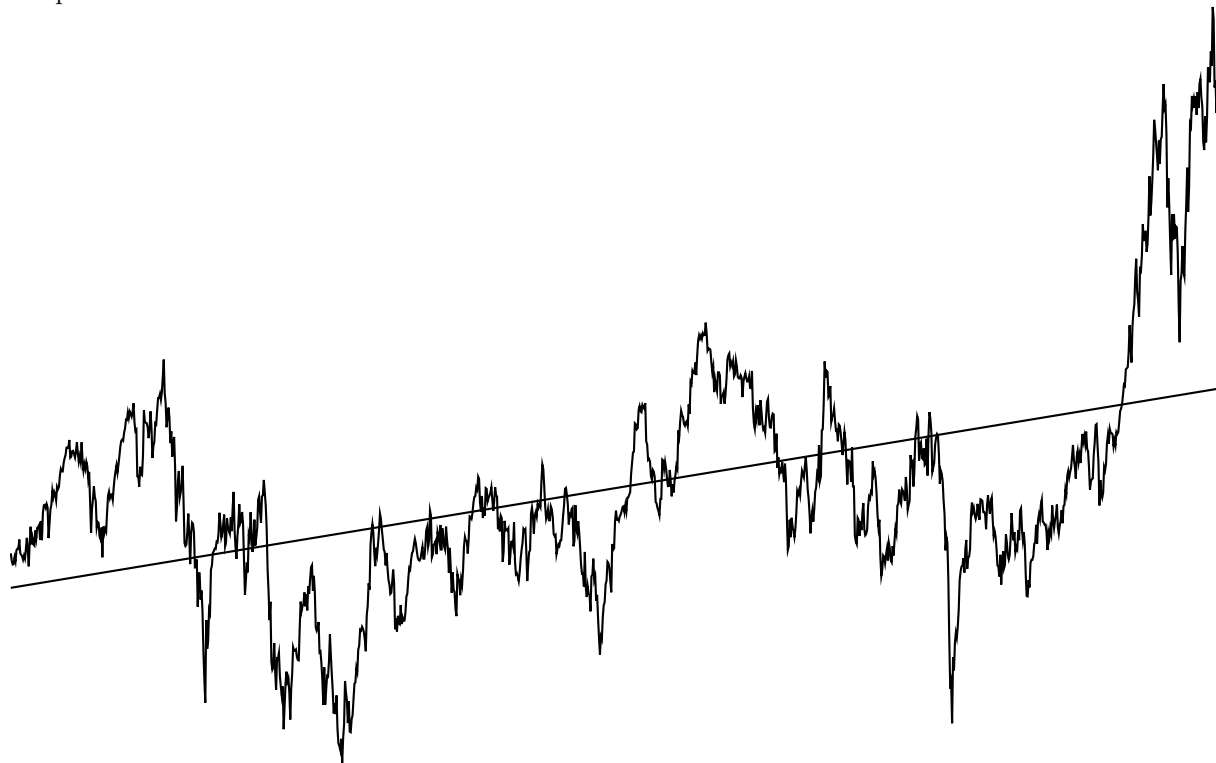
De 2021-05-24 (cours=81.35) à 2026-05-22(cours=140.05)
Minimum 2025-04-09(cours=68.23); Maximum 2026-05-13(cours=145.95)
Equation droite : $0.01475 X + 81.40681$ nb valeurs=1281
Performance : 6.34319; cours théorique du 2026-05-22 = 100.30 ecart=39.63%
<https://www.boursorama.com/bourse/trackers/cours/1rTBRES/>

BNP Paribas Easy Value Europe (LU1481201702)



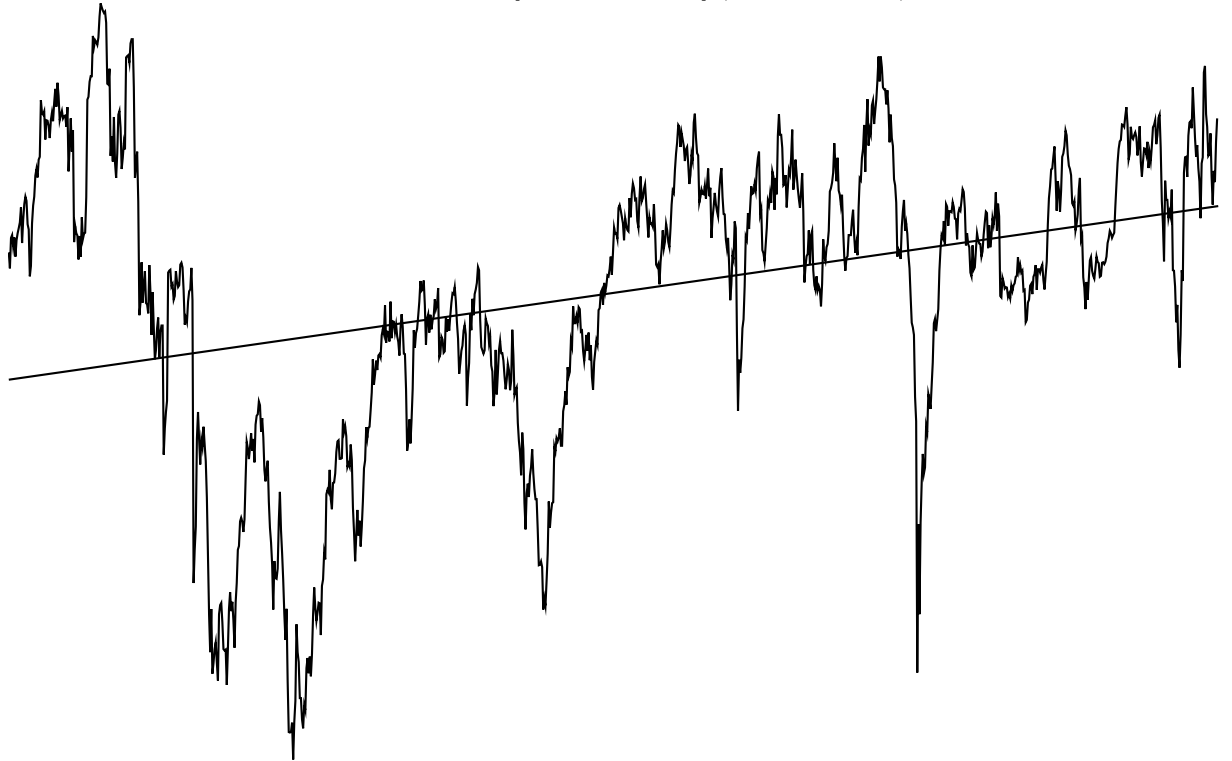
De 2021-05-24 (cours=103.60) à 2026-05-22(cours=127.34)
Minimum 2022-09-29(cours=74.44); Maximum 2026-04-20(cours=130.50)
Equation droite : $0.01547 X + 91.18956$ nb valeurs=1278
Performance : 6.10634; cours théorique du 2026-05-22 = 110.97 ecart=14.76%
<https://www.boursorama.com/bourse/trackers/cours/1rTVALD/>

Amundi STOXX Europe 600 Basic Materials UCITS ETF - Acc (LU1834983634)
Risque=4



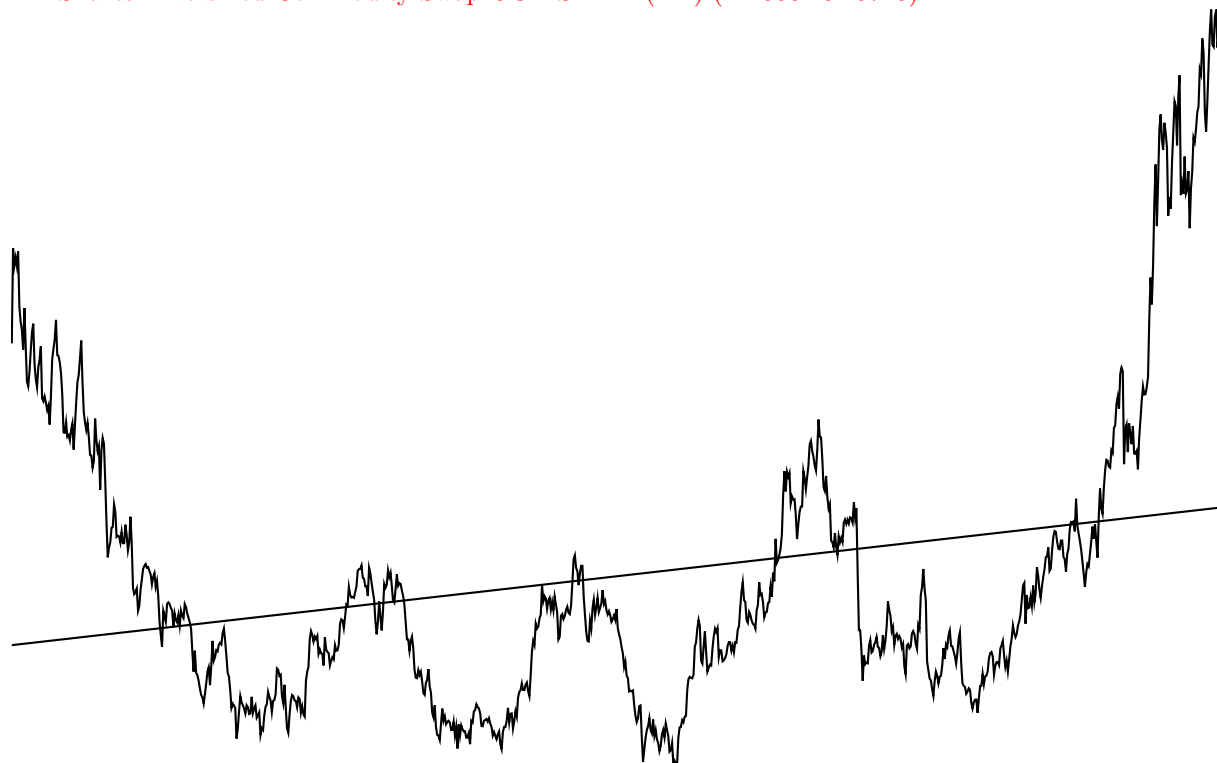
De 2021-05-24 (cours=150.56) à 2026-05-22(cours=203.38)
Minimum 2022-09-29(cours=128.70); Maximum 2026-05-13(cours=207.53)
Equation droite : $0.01624 X + 146.95649$ nb valeurs=1281
Performance : 4.23113; cours théorique du 2026-05-22 = 167.76 ecart=21.23%
<https://www.boursorama.com/bourse/trackers/cours/1rTCHM/>

BNP PARIBAS EASY Growth Europe [UCITS ETF, C] (LU2244387887)



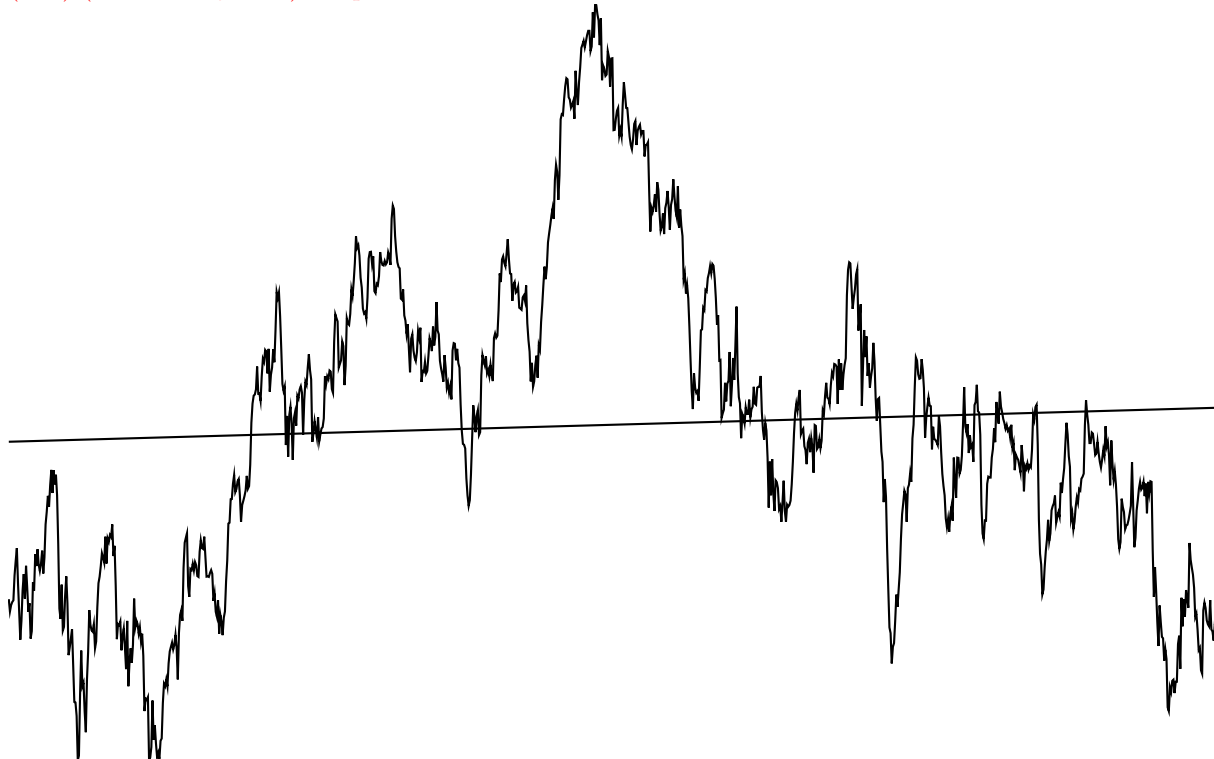
De 2021-06-22 (cours=10.68) à 2026-05-22(cours=11.25)
Minimum 2022-09-29(cours=8.51); Maximum 2021-11-15(cours=11.74)
Equation droite : $0.00068 X + 10.13279$ nb valeurs=1093
Performance : 1.45874; cours théorique du 2026-05-22 = 10.87 ecart=3.44%
<https://www.boursorama.com/bourse/trackers/cours/1rTEGR0/>

iShares Diversified Commodity Swap UCITS ETF (DE) (DE000A0H0728)



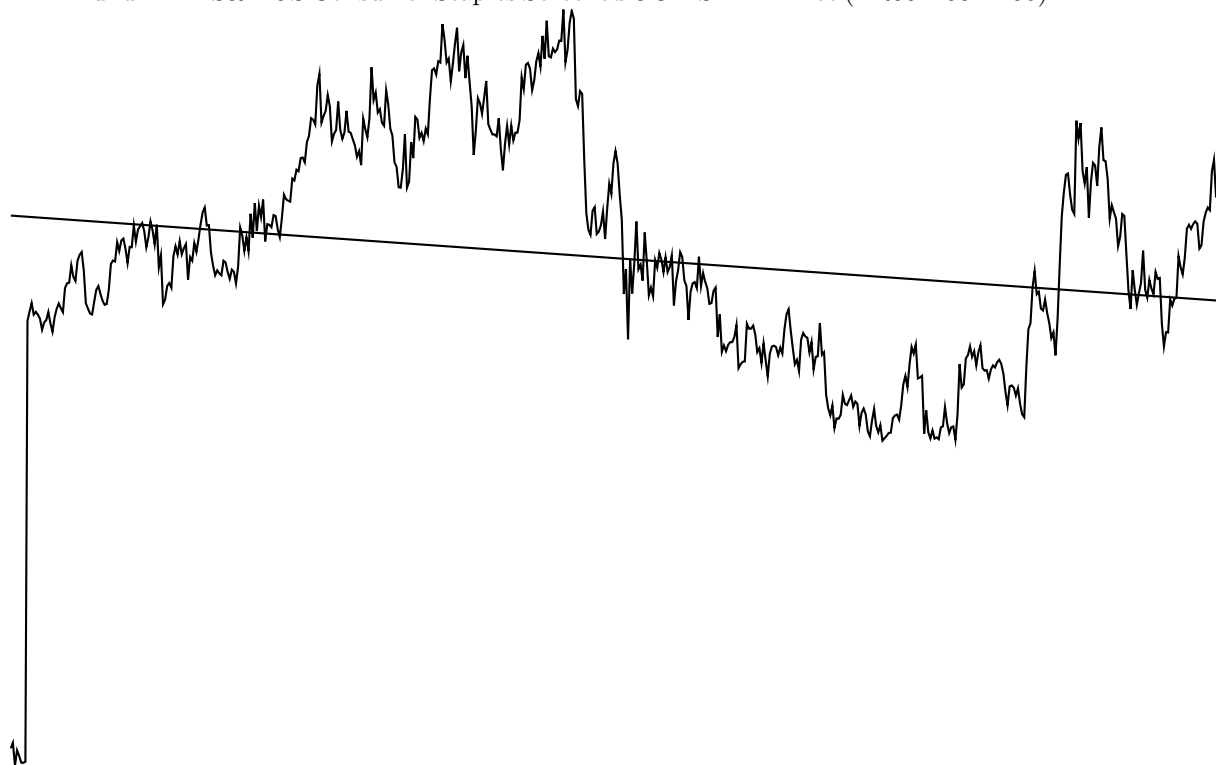
De 2022-08-12 (cours=30.24) à 2026-05-22(cours=34.81)
Minimum 2024-09-10(cours=23.37); Maximum 2026-05-13(cours=35.67)
Equation droite : $0.00234 X + 25.33056$ nb valeurs=958
Performance : 0.98289; cours théorique du 2026-05-22 = 27.57 ecart=26.26%
<https://www.boursorama.com/bourse/trackers/cours/1rTCMSE/>

iShares STOXX Europe 600 Automobiles Parts UCITS ETF (DE) EUR
(Acc) (DE000A2QP4A8) Risque=5



De 2022-04-08 (cours=4.89) à 2026-05-22(cours=4.86)
Minimum 2022-07-05(cours=4.32); Maximum 2024-04-08(cours=6.97)
Equation droite : $0.00011 X + 5.44051$ nb valeurs=1052
Performance : -2.88241; cours théorique du 2026-05-22 = 5.56 ecart=-12.55%
<https://www.boursorama.com/bourse/trackers/cours/1rASAOT/>

Amundi PEA S&P US Consumer Staples Screened UCITS ETF - Acc (FR001400KE06)



De 2024-02-08 (cours=8.11) à 2026-05-22(cours=11.15)

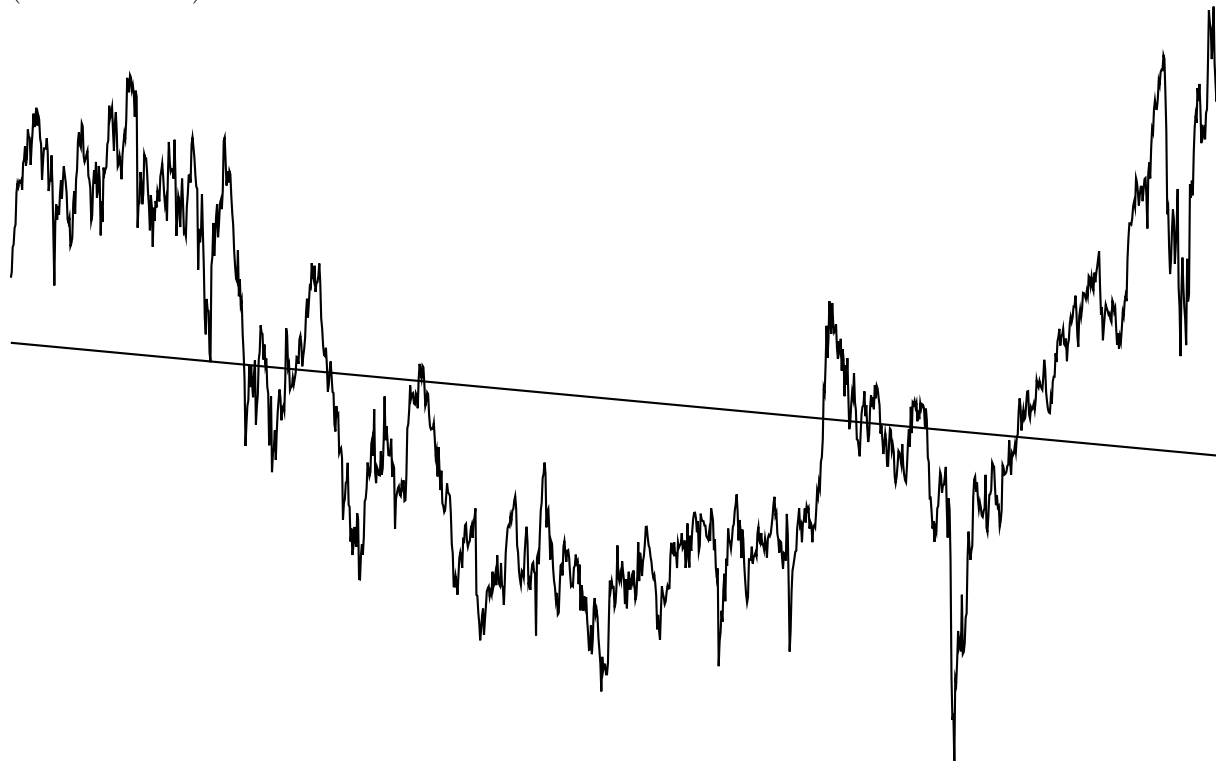
Minimum 2024-02-12(cours=8.02); Maximum 2025-02-25(cours=12.01)

Equation droite : $-0.00078 X + 10.92146$ nb valeurs=580

Performance : -4.23971; cours théorique du 2026-05-22 = 10.47 écart=6.53%

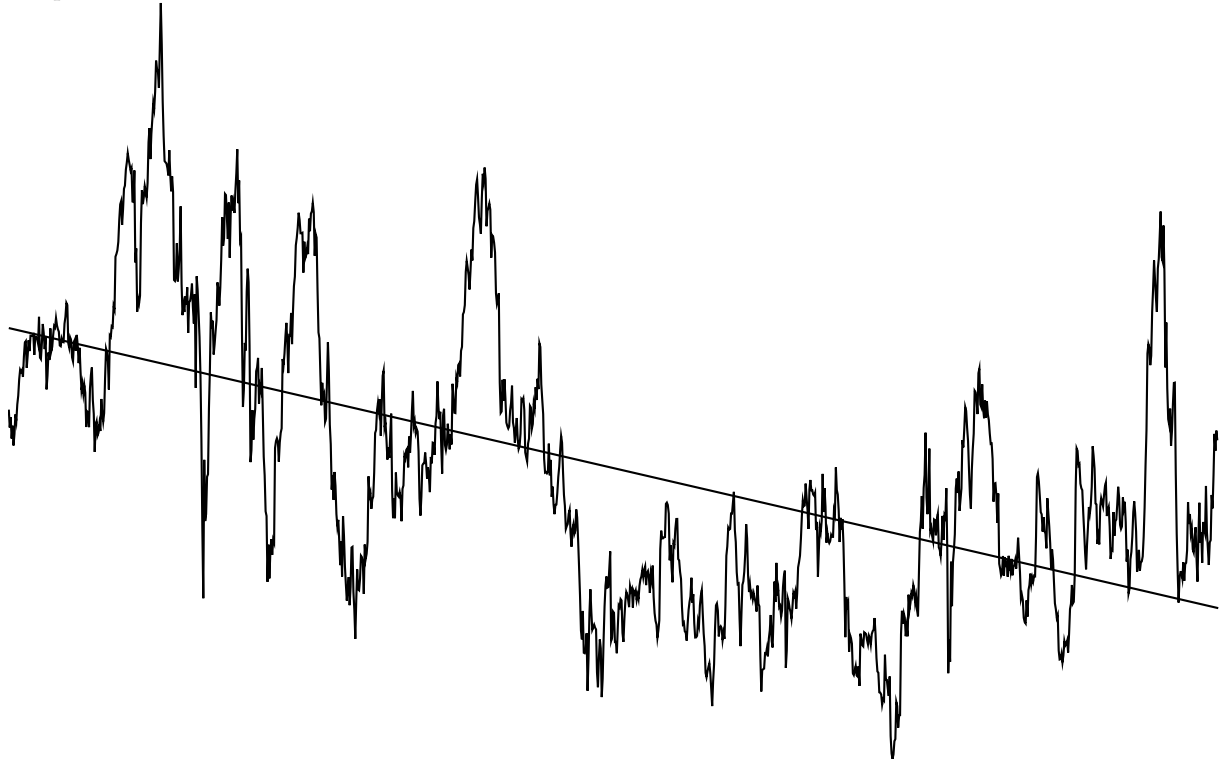
<https://www.boursorama.com/bourse/trackers/cours/1rTCOSE/>

BNP PARIBAS EASY MSCI Emerging SRI PAB [UCITS ETF EUR, D]
(LU1659681313)



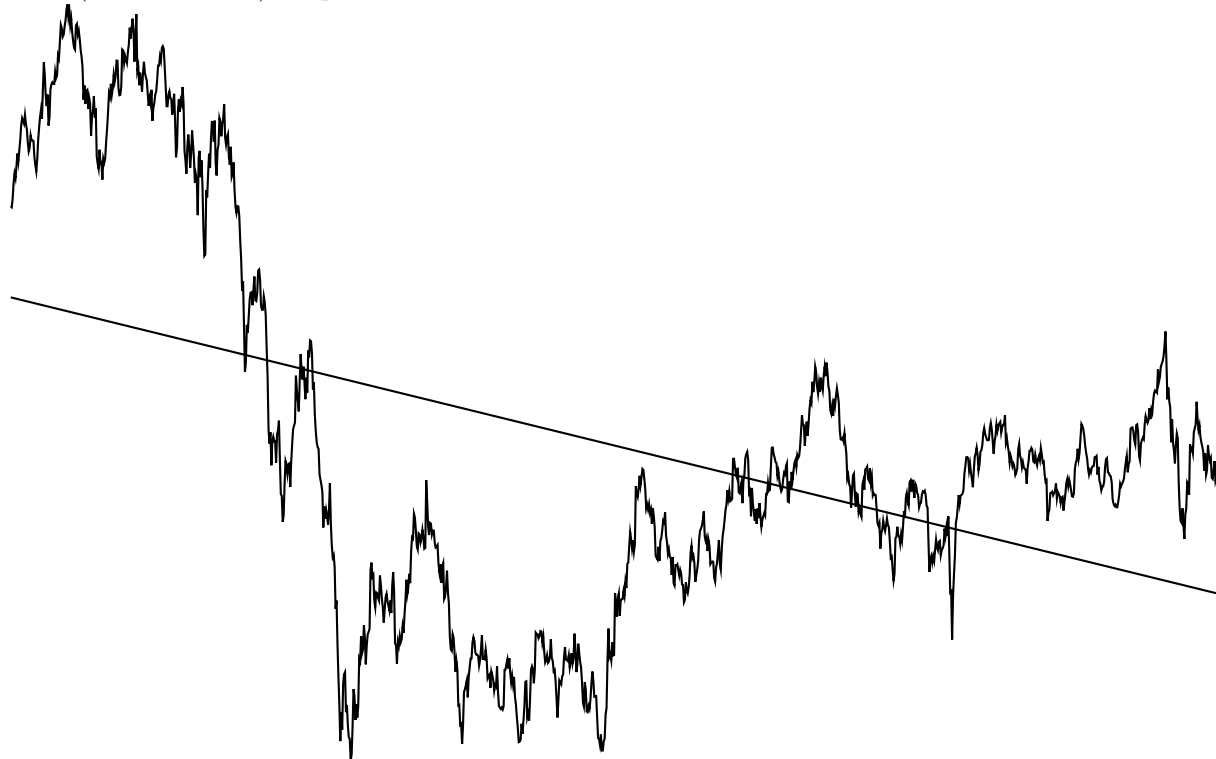
De 2021-05-24 (cours=112.07) à 2026-05-22(cours=123.86)
Minimum 2025-04-09(cours=88.26); Maximum 2026-05-14(cours=125.39)
Equation droite : $-0.00435 X + 108.87538$ nb valeurs=1278
Performance : -5.55886; cours théorique du 2026-05-22 = 103.32 ecart=19.88%
<https://www.boursorama.com/bourse/trackers/cours/1rTEISR/>

Amundi STOXX Europe 600 Consumer Staples UCITS ETF Acc (LU1834985845)
Risque=4



De 2021-05-24 (cours=94.42) à 2026-05-22(cours=93.47)
Minimum 2025-01-14(cours=83.66); Maximum 2022-01-04(cours=106.95)
Equation droite : $-0.00673 X + 96.93175$ nb valeurs=1281
Performance : -5.87798; cours théorique du 2026-05-22 = 88.30 ecart=5.85%
<https://www.boursorama.com/bourse/trackers/cours/1rTF00/>

LYXOR UCITS ETF PEA FTSE EPRA/NAREIT Developed Europe C-
EUR (FR0011869304) Risque=5



De 2021-05-24 (cours=15.46) à 2026-05-22(cours=12.71)
Minimum 2022-10-12(cours=9.45); Maximum 2021-08-16(cours=17.65)
Equation droite : $-0.00251 X + 14.47597$ nb valeurs=1281
Performance : -16.35610; cours théorique du 2026-05-22 = 11.26 écart=12.89%
<https://www.boursorama.com/bourse/trackers/cours/1rTPMEH/>

Opportunités d'achat :

- 1) BNP Paribas Easy ESG Eurozone Biodiversity Leaders PAB UCITS ETF cap (LU2446381555) 64.92349
- 2) Amundi PEA Eau (MSCI Water) UCITS ETF (FR0011882364) 62.28712
- 3) AMUNDI CAC 40 ESG (LU1681046931) 36.33919
- 4) AMUNDI CAC 40 ESG UCITS ETF Dist (LU1681047079) 33.34964
- 5) BNP Paribas EASY CAC 40(R) ESG UCITS ETF (FR0010150458) 30.09959
- 6) Amundi STOXX Europe 600 Healthcare UCITS ETF Acc (LU1834986900) 15.50653
- 7) Amundi CAC 40 UCITS ETF Dist (FR0007052782) 11.91871