

2021-12-08 (cours=5.123) ; 2026-05-29 (cours=18.16)

Minimum 2022-07-14 (cours=4.006) ; Maximum 2026-02-03 (cours=18.327)

Degre 1 : Performance=268.11 ; cours theorique=15.50 ; ecart=17.20%

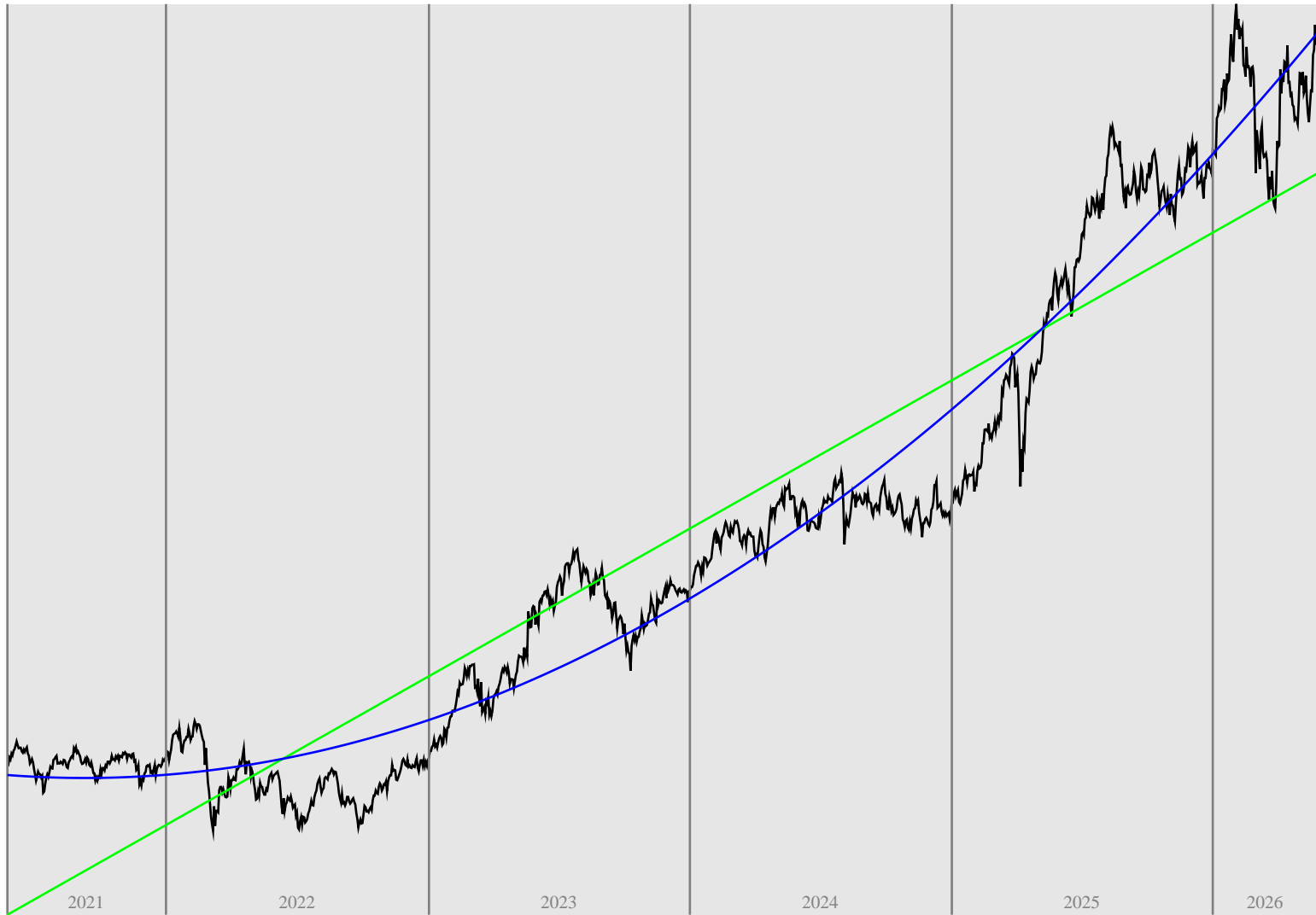
Equation : $0.01158721960295554 x + 2.239356843010022$

Degre 2 : Performance=65.03 ; cours theorique=18.50 ; ecart=-1.85%

Equation : $1.3727780343188719e-05 x^2 + -0.004090096253124334 x + 5.215524891861813$

URL : <https://www.boursorama.com/bourse/trackers/cours/1rAEXA1/>

Cours minimum de la semaine : 17.848 (pas cher)



2021-05-31 (cours=0.985) ; 2026-05-29 (cours=2.604)

Minimum 2022-03-08 (cours=0.834) ; Maximum 2026-02-04 (cours=2.667)

Degre 1 : Performance=115.17 ; cours theorique=2.29 ; ecart=13.60%

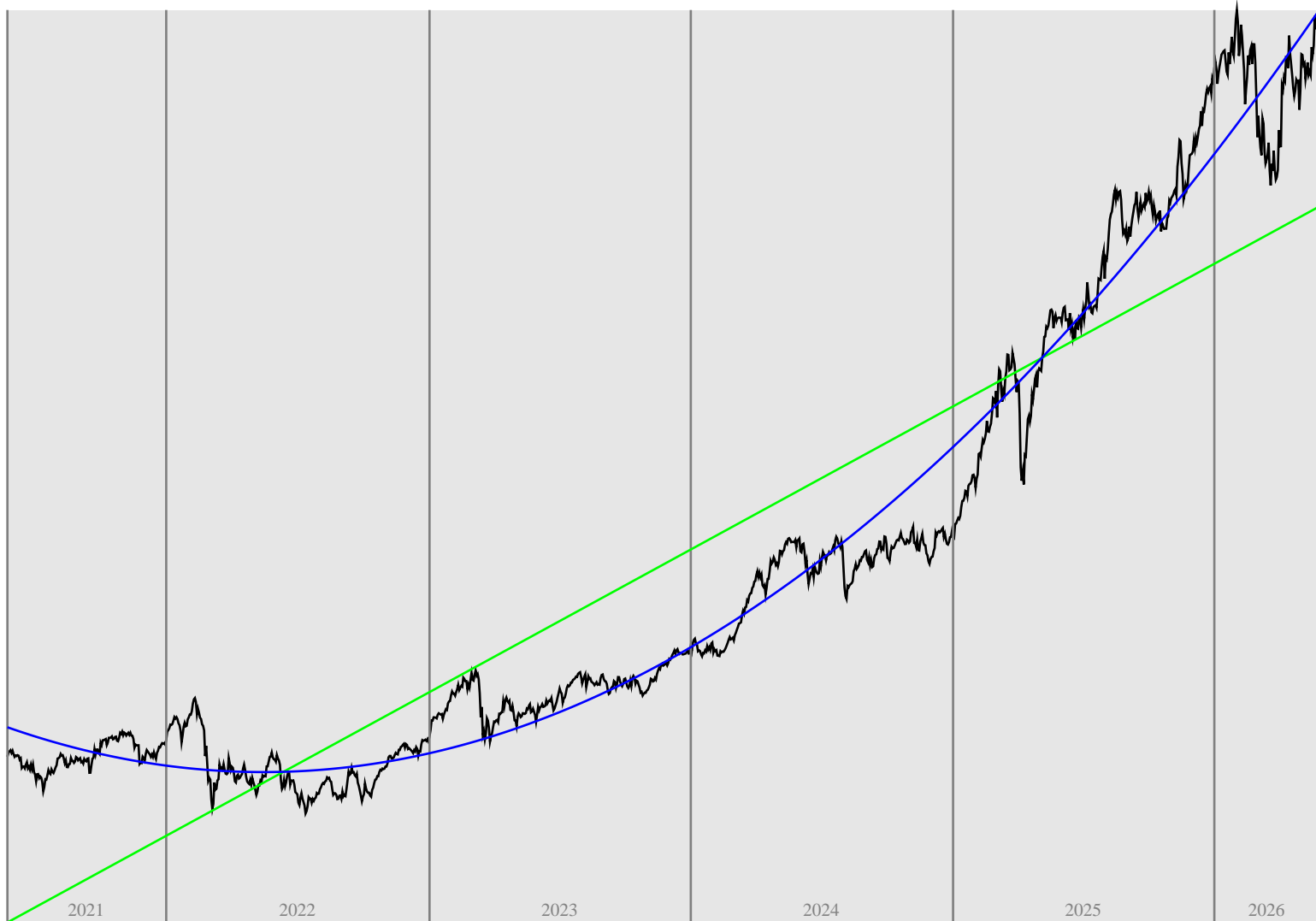
Equation : $0.0012838692197838604 x + 0.6476773595812648$

Degre 2 : Performance=49.13 ; cours theorique=2.60 ; ecart=-0.04%

Equation : $1.1388283083852081e-06 x^2 + -0.0001727063252935095 x + 0.95744997347918$

URL : <https://www.boursorama.com/bourse/trackers/cours/1rTGRE/>

Cours minimum de la semaine : 2.494 (pas cher)



2021-05-31 (cours=93.918) ; 2026-05-29 (cours=343.599)

Minimum 2022-07-14 (cours=74.7) ; Maximum 2026-02-03 (cours=346.919)

Degre 1 : Performance=283.54 ; cours theorique=280.45 ; ecart=22.52%

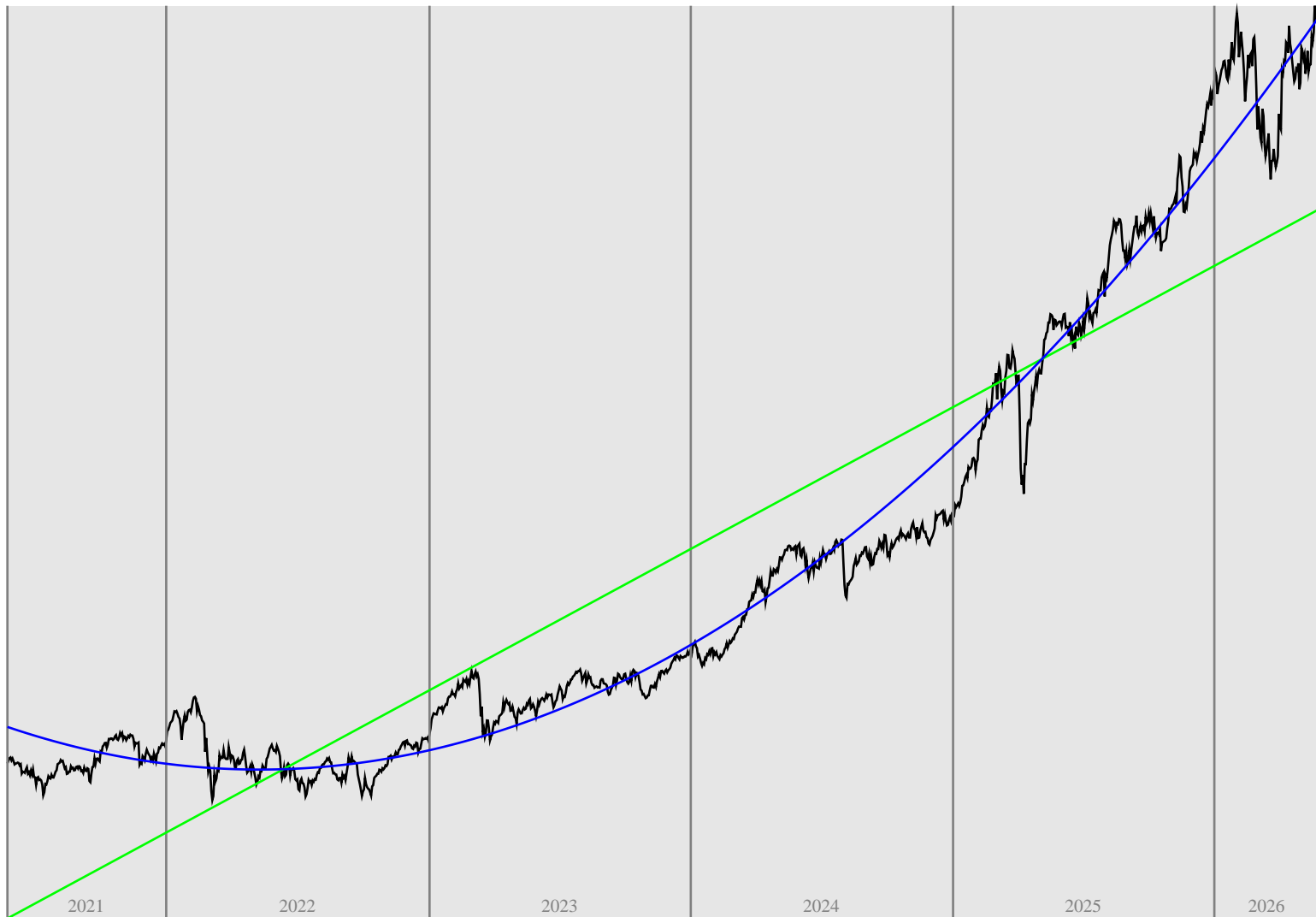
Equation : $0.1894447984663092 x + 37.769136490314$

Degre 2 : Performance=48.55 ; cours theorique=347.20 ; ecart=-1.04%

Equation : $0.00024311451266688727 x^2 + -0.1215016815224998 x + 103.89869922670655$

URL : <https://www.boursorama.com/bourse/trackers/cours/1rTBNKE/>

Cours minimum de la semaine : 336.896 (pas cher)



2021-05-31 (cours=18.765) ; 2026-05-29 (cours=64.924)

Minimum 2022-03-07 (cours=16.515) ; Maximum 2026-05-25 (cours=65.33)

Degre 1 : Performance=209.04 ; cours theorique=52.85 ; ecart=22.84%

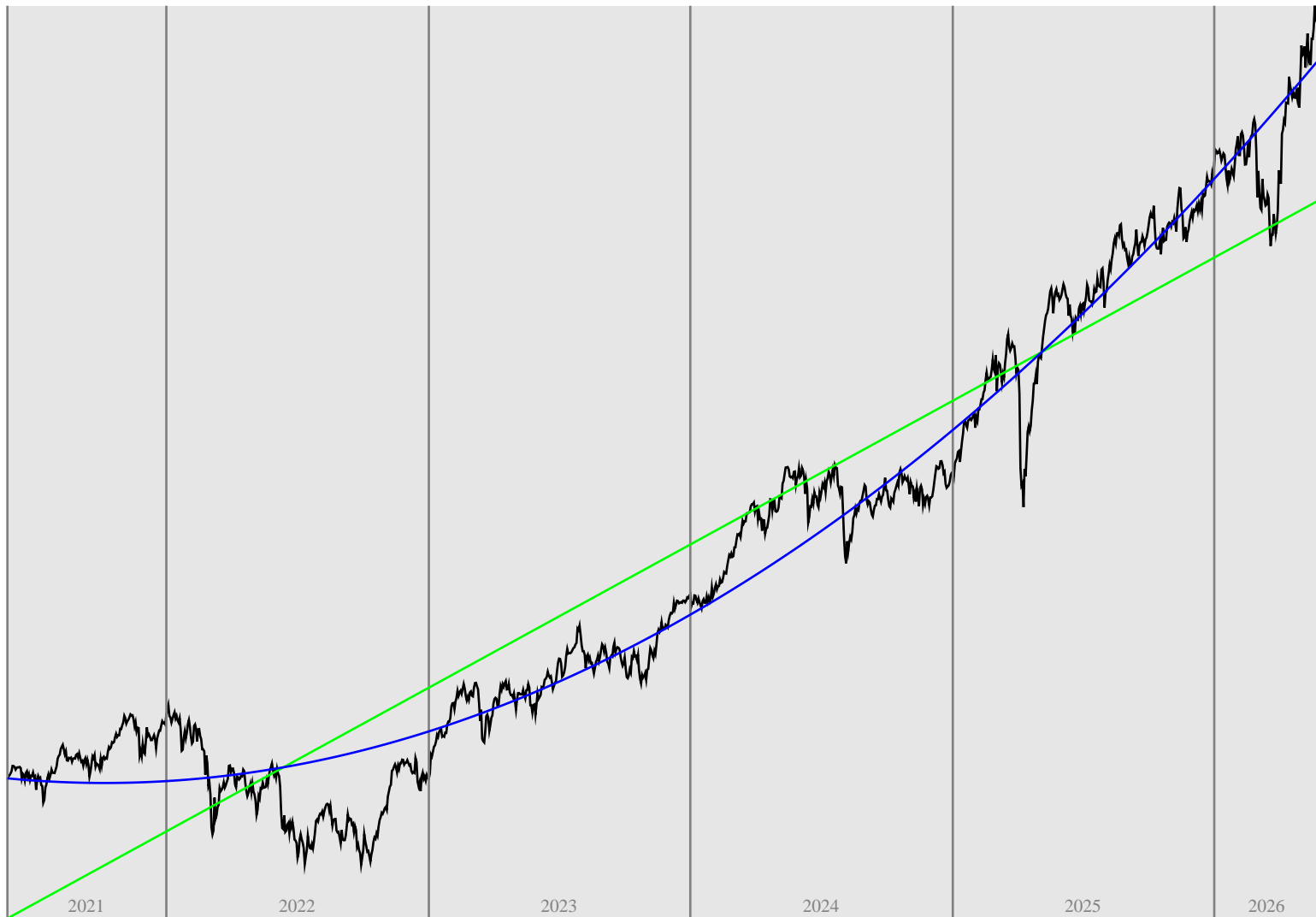
Equation : $0.03404454031469446 x + 9.240294090374837$

Degre 2 : Performance=44.07 ; cours theorique=64.73 ; ecart=0.30%

Equation : $4.327203551940327e-05 x^2 + -0.021300930340714102 x + 21.01071765012614$

URL : <https://www.boursorama.com/bourse/trackers/cours/1rTBNK/>

Cours minimum de la semaine : 63.834 (pas cher)



2021-05-31 (cours=50.96) ; 2026-05-29 (cours=123.82)

Minimum 2022-09-29 (cours=42.915) ; Maximum 2026-05-25 (cours=124.14)

Degre 1 : Performance=81.76 ; cours theorique=105.80 ; ecart=17.04%

Equation : $0.053095774266389006 x + 37.83281804896978$

Degre 2 : Performance=37.81 ; cours theorique=119.17 ; ecart=3.90%

Equation : $4.878296887801402e-05 x^2 + -0.00924946607483167 x + 51.08150494599048$

URL : <https://www.boursorama.com/bourse/trackers/cours/1rTFMI/>

Cours minimum de la semaine : 122.08 (trop cher)



2021-05-31 (cours=23.995) ; 2026-05-29 (cours=56.263)

Minimum 2022-03-08 (cours=21.753) ; Maximum 2026-05-26 (cours=56.357)

Degre 1 : Performance=72.65 ; cours theorique=47.79 ; ecart=17.72%

Equation : $0.022953886663891837 x + 18.39039126644948$

Degre 2 : Performance=34.93 ; cours theorique=53.41 ; ecart=5.34%

Equation : $2.0461113379483895e-05 x^2 + -0.0032161313749736633 x + 23.956017382480642$

URL : <https://www.boursorama.com/bourse/trackers/cours/1rTPTPXH/>

Cours minimum de la semaine : 55.6 (trop cher)



2021-05-31 (cours=44.344) ; 2026-05-29 (cours=87.572)

Minimum 2022-03-07 (cours=41.307) ; Maximum 2026-05-25 (cours=90.605)

Degre 1 : Performance=63.03 ; cours theorique=85.35 ; ecart=2.60%

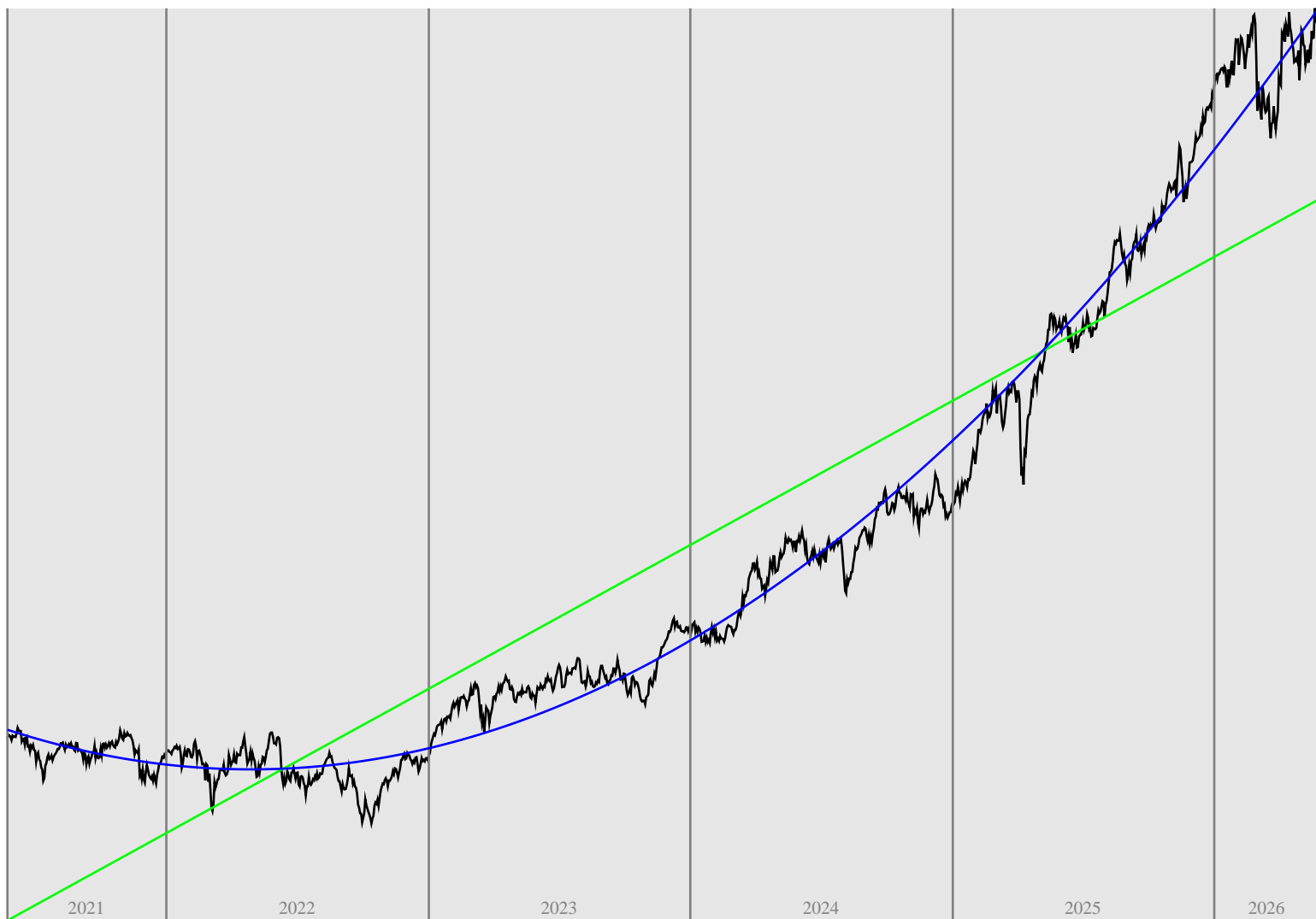
Equation : $0.0386671433271005 x + 35.82172741619851$

Degre 2 : Performance=33.83 ; cours theorique=94.06 ; ecart=-6.90%

Equation : $3.1720590800153036e-05 x^2 + -0.0019038861201941856 x + 44.450043251166186$

URL : <https://www.boursorama.com/bourse/trackers/cours/1rTINS/>

Cours minimum de la semaine : 87.5 (pas cher)



2021-05-31 (cours=195.66) ; 2026-05-29 (cours=471.65)

Minimum 2022-10-12 (cours=163.28) ; Maximum 2026-05-25 (cours=471.95)

Degre 1 : Performance=96.19 ; cours theorique=399.81 ; ecart=17.97%

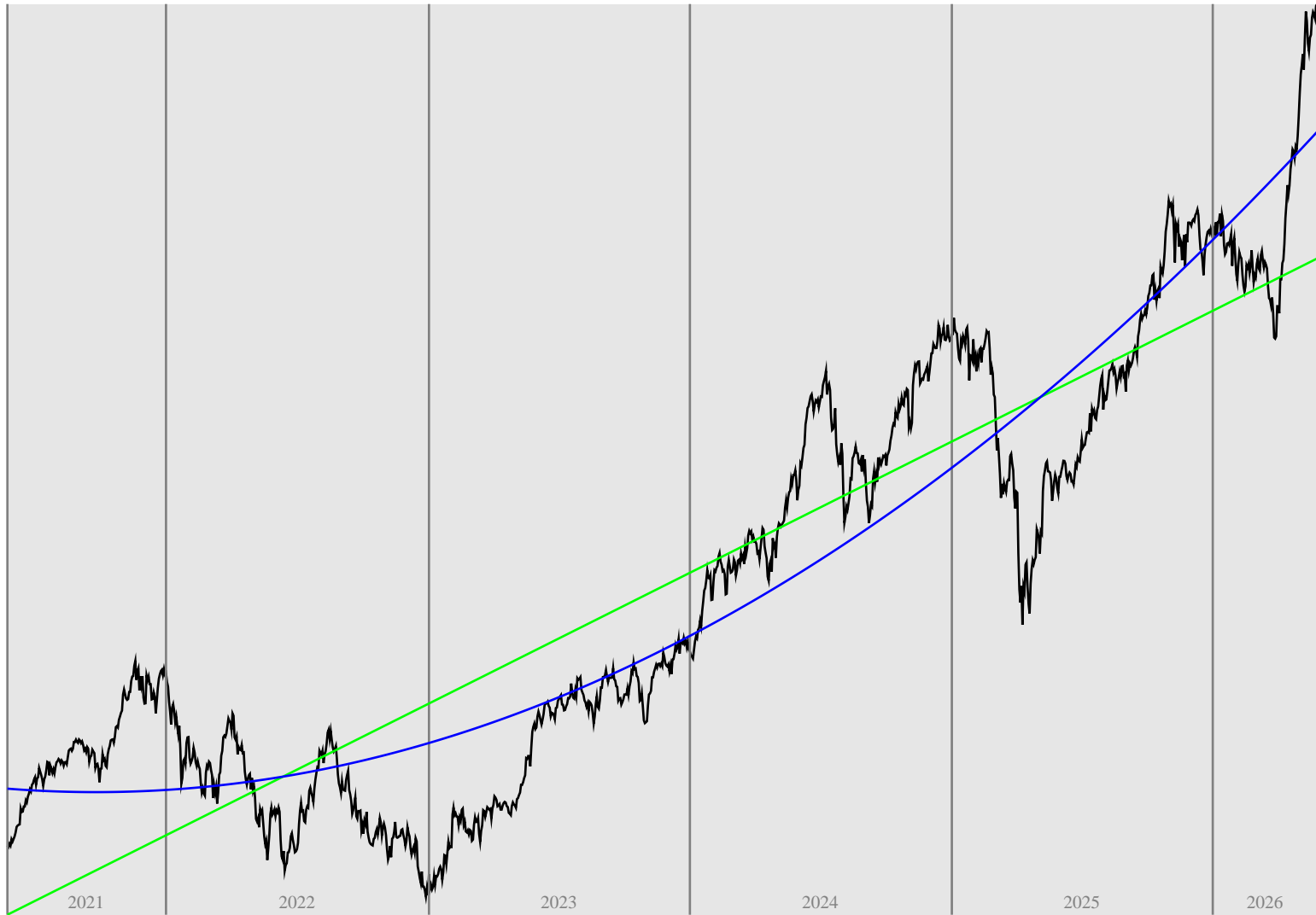
Equation : $0.21350329376637495 x + 126.52999246783963$

Degre 2 : Performance=30.36 ; cours theorique=472.70 ; ecart=-0.22%

Equation : $0.0002658981814414066 x^2 + -0.12631788582831943 x + 198.74375545576797$

URL : <https://www.boursorama.com/bourse/trackers/cours/1rTCS1/>

Cours minimum de la semaine : 466.75 (pas cher)



2021-05-31 (cours=32.268) ; 2026-05-29 (cours=79.821)

Minimum 2022-12-28 (cours=29.38) ; Maximum 2026-05-29 (cours=79.821)

Degre 1 : Performance=57.40 ; cours theorique=65.47 ; ecart=21.92%

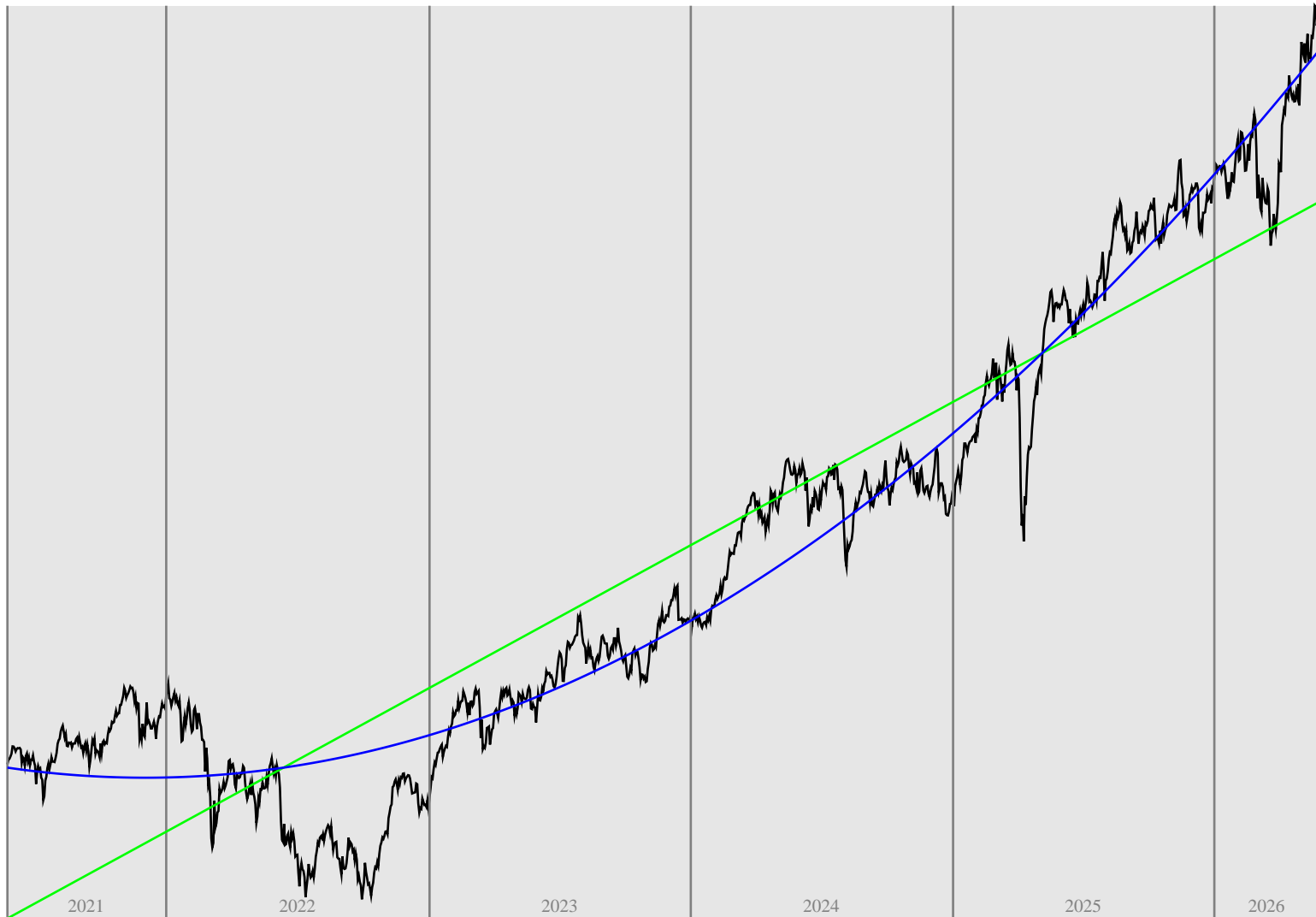
Equation : $0.028972442951423275 x + 28.35581544326219$

Degre 2 : Performance=27.32 ; cours theorique=72.66 ; ecart=9.85%

Equation : $2.6193047135566556e-05 x^2 + -0.004528789523929075 x + 35.48058448649118$

URL : <https://www.boursorama.com/bourse/trackers/cours/1rTPANX/>

Cours minimum de la semaine : 78.85 (trop cher)



2021-05-31 (cours=24.52) ; 2026-05-29 (cours=51)

Minimum 2022-09-29 (cours=19.774) ; Maximum 2026-05-25 (cours=51.19)

Degre 1 : Performance=59.41 ; cours theorique=44.31 ; ecart=15.11%

Equation : $0.019676371121627248 x + 19.10126850489387$

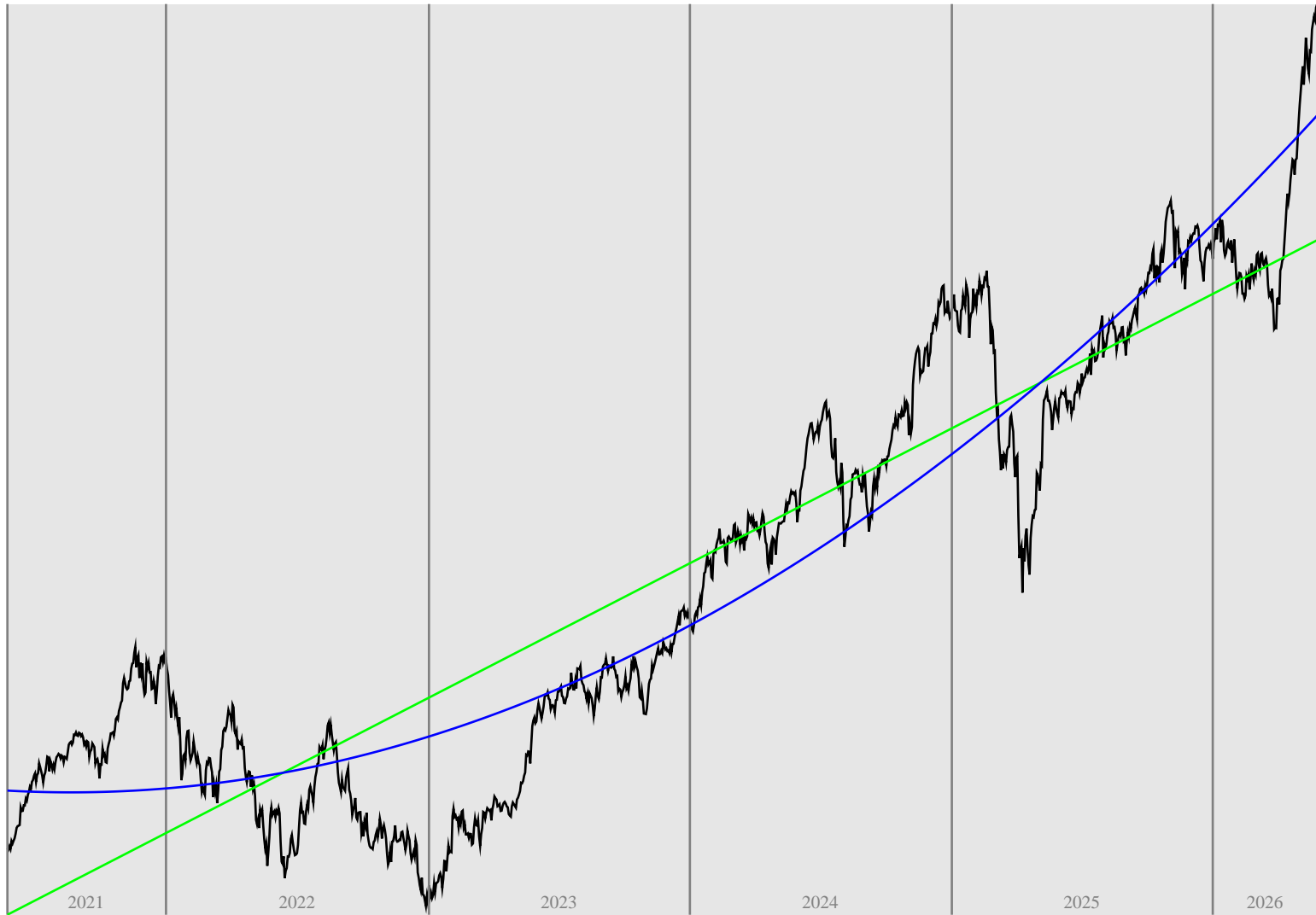
Degre 2 : Performance=27.29 ; cours theorique=49.66 ; ecart=2.70%

Equation : $1.9493832757445007e-05 x^2 + -0.0052564829927773055 x + 24.40378468200311$

URL : <https://www.boursorama.com/bourse/trackers/cours/1rTMIB/>

Cours minimum de la semaine : 50.42 (trop cher)

LYXOR UCITS ETF PEA NASDAQ-100 C-EUR (FR0011871110)



2021-05-31 (cours=44.31) ; 2026-05-29 (cours=104.26)

Minimum 2022-12-28 (cours=40.195) ; Maximum 2026-05-29 (cours=104.26)

Degre 1 : Performance=53.75 ; cours theorique=87.52 ; ecart=19.12%

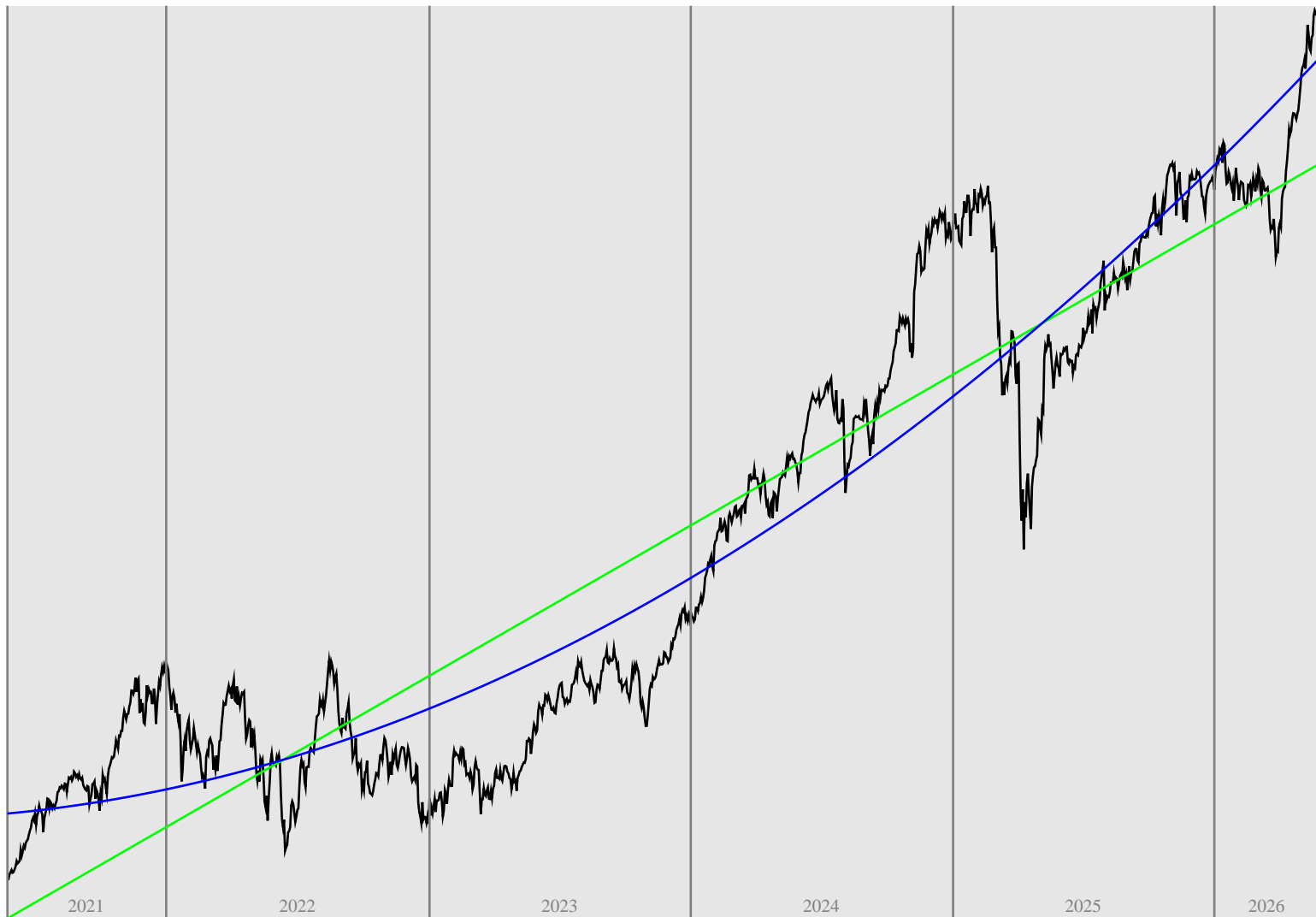
Equation : $0.037432741433056284 x + 39.570705016210376$

Degre 2 : Performance=26.96 ; cours theorique=96.42 ; ecart=8.13%

Equation : $3.241979836291173e-05 x^2 + -0.004032583167729609 x + 48.38921225472692$

URL : <https://www.boursorama.com/bourse/trackers/cours/1rTPUST/>

Cours minimum de la semaine : 102.36 (trop cher)



2021-05-31 (cours=28.487) ; 2026-05-29 (cours=56.974)

Minimum 2021-05-31 (cours=28.487) ; Maximum 2026-05-29 (cours=56.974)

Degre 1 : Performance=40.78 ; cours theorique=51.83 ; ecart=9.93%

Equation : $0.01920853618571183 x + 27.22283813180171$

Degre 2 : Performance=25.86 ; cours theorique=55.28 ; ecart=3.06%

Equation : $1.2570674437859518e-05 x^2 + 0.0031304875136709117 x + 30.642186465877625$

URL : <https://www.boursorama.com/bourse/trackers/cours/1rTPSP5/>

Cours minimum de la semaine : 56.582 (trop cher)



2021-05-31 (cours=11.46) ; 2026-05-29 (cours=19.884)

Minimum 2022-09-29 (cours=9.68) ; Maximum 2026-05-25 (cours=20.14)

Degre 1 : Performance=41.16 ; cours theorique=18.59 ; ecart=6.93%

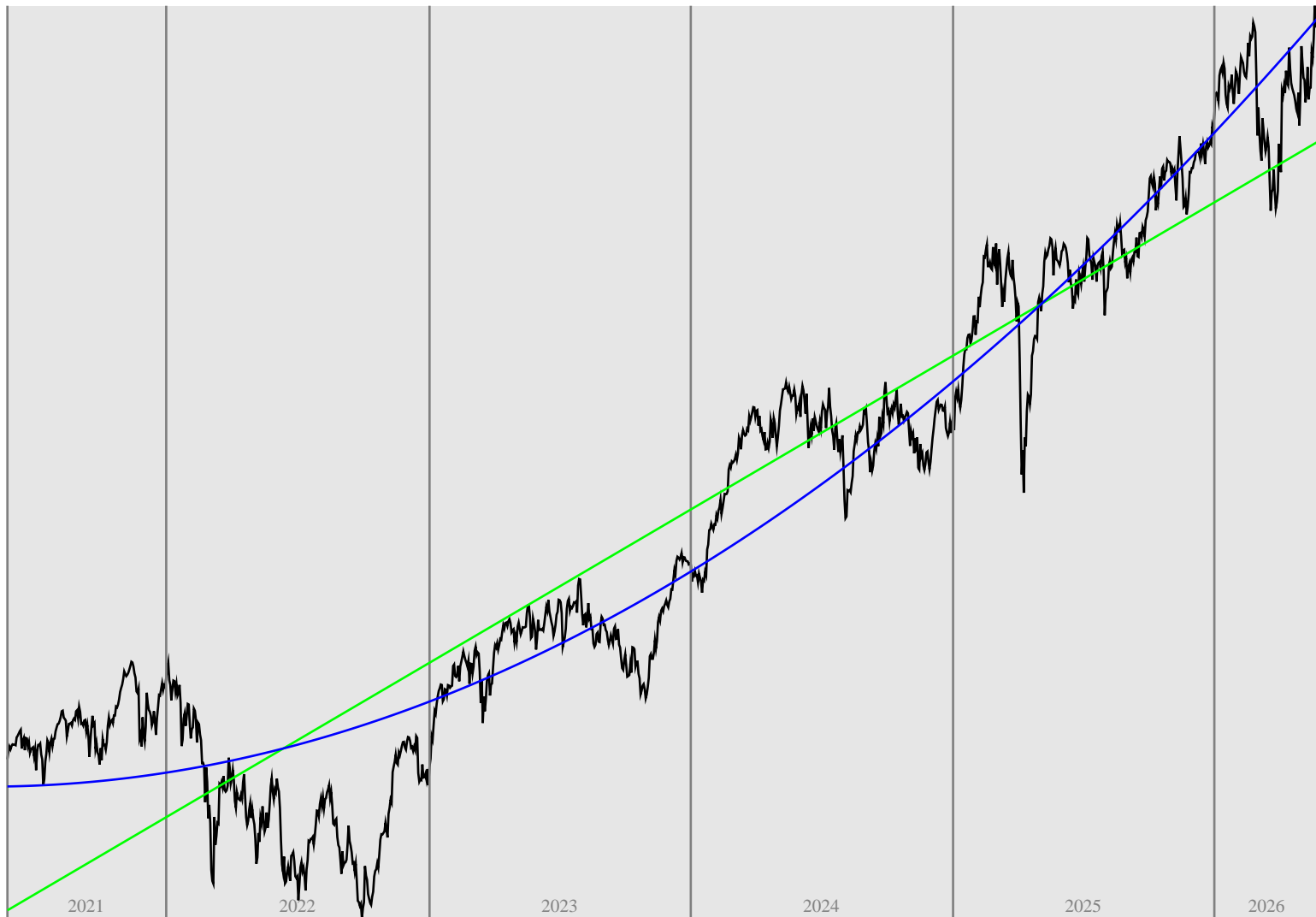
Equation : $0.006888395367563116 x + 9.770477420796945$

Degre 2 : Performance=24.43 ; cours theorique=20.01 ; ecart=-0.61%

Equation : $5.14299594806554e-06 x^2 + 0.0003104396992444153 x + 11.169423413242166$

URL : <https://www.boursorama.com/bourse/trackers/cours/1rTETDD/>

Cours minimum de la semaine : 19.792 (pas cher)



2021-05-31 (cours=135.78) ; 2026-05-29 (cours=235.1)

Minimum 2022-09-29 (cours=114.12) ; Maximum 2026-05-25 (cours=238.35)

Degre 1 : Performance=41.41 ; cours theorique=220.01 ; ecart=6.86%

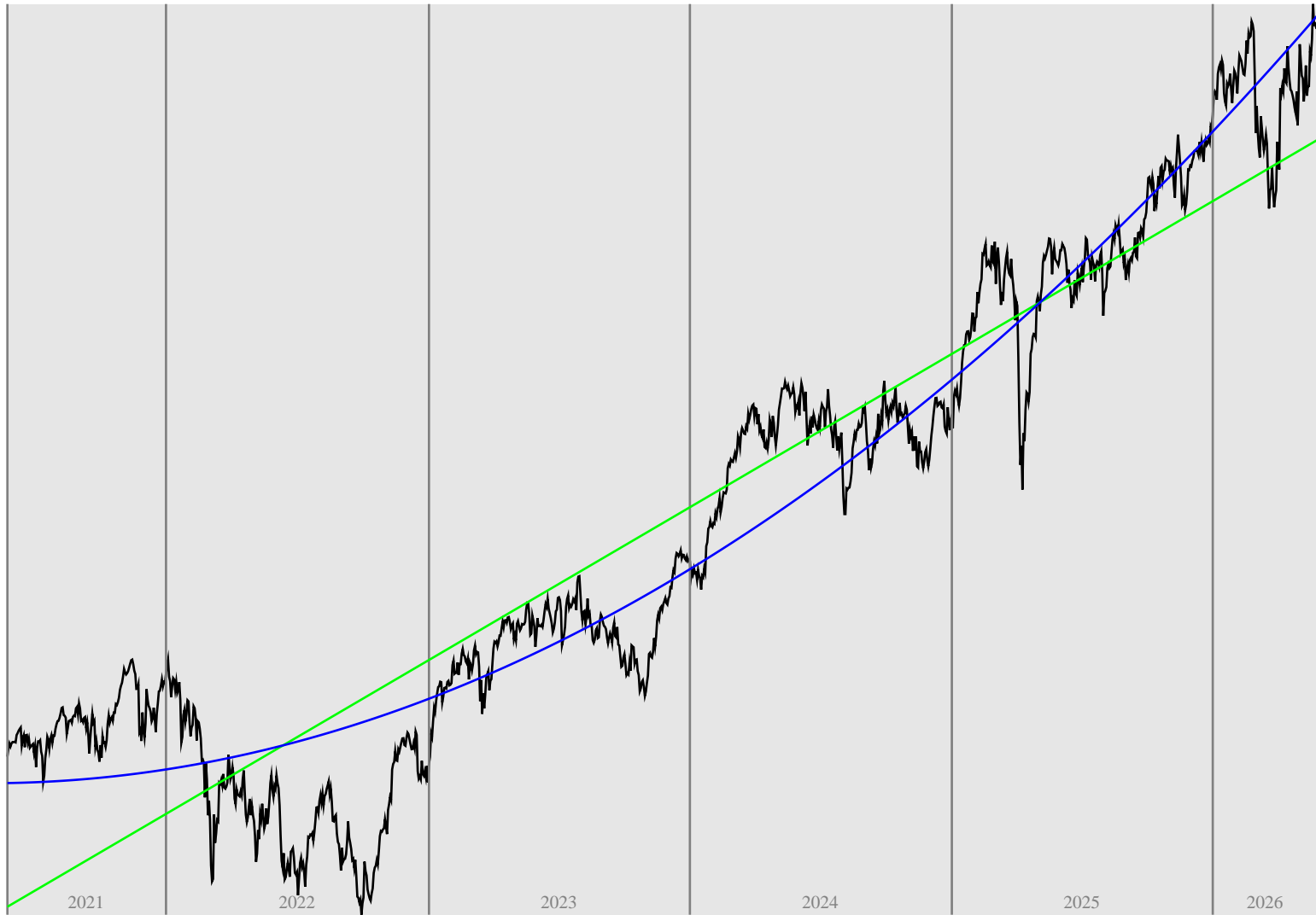
Equation : $0.08179756350216148 x + 115.22444129549486$

Degre 2 : Performance=24.34 ; cours theorique=237.03 ; ecart=-0.81%

Equation : $6.19932928842095e-05 x^2 + 0.002507372251124098 x + 132.08723285018544$

URL : <https://www.boursorama.com/bourse/trackers/cours/1rACSX5/>

Cours minimum de la semaine : 234.1 (pas cher)



2021-05-31 (cours=93.46) ; 2026-05-29 (cours=162.06)

Minimum 2022-09-29 (cours=78.6) ; Maximum 2026-05-25 (cours=164.2)

Degre 1 : Performance=41.39 ; cours theorique=151.47 ; ecart=6.99%

Equation : $0.056298739261378475 x + 79.35012894322337$

Degre 2 : Performance=24.30 ; cours theorique=163.20 ; ecart=-0.70%

Equation : $4.274560460396655e-05 x^2 + 0.0016265802824991414 x + 90.97735806399668$

URL : <https://www.boursorama.com/bourse/trackers/cours/1rTC50/>

Cours minimum de la semaine : 161.3 (pas cher)



2021-05-31 (cours=39.785) ; 2026-05-29 (cours=68.66)

Minimum 2022-09-29 (cours=33.44) ; Maximum 2026-05-25 (cours=69.57)

Degre 1 : Performance=41.09 ; cours theorique=64.26 ; ecart=6.84%

Equation : $0.023794497516529112 x + 33.78227017281698$

Degre 2 : Performance=24.15 ; cours theorique=69.22 ; ecart=-0.80%

Equation : $1.8038060850540402e-05 x^2 + 0.0007235937445906001 x + 38.68880192846378$

URL : <https://www.boursorama.com/bourse/trackers/cours/1rTMSE/>

Cours minimum de la semaine : 68.38 (pas cher)



2021-09-06 (cours=135.16) ; 2026-05-29 (cours=207.75)

Minimum 2022-09-29 (cours=101.04) ; Maximum 2026-01-12 (cours=210.65)

Degre 1 : Performance=43.66 ; cours theorique=202.09 ; ecart=2.80%

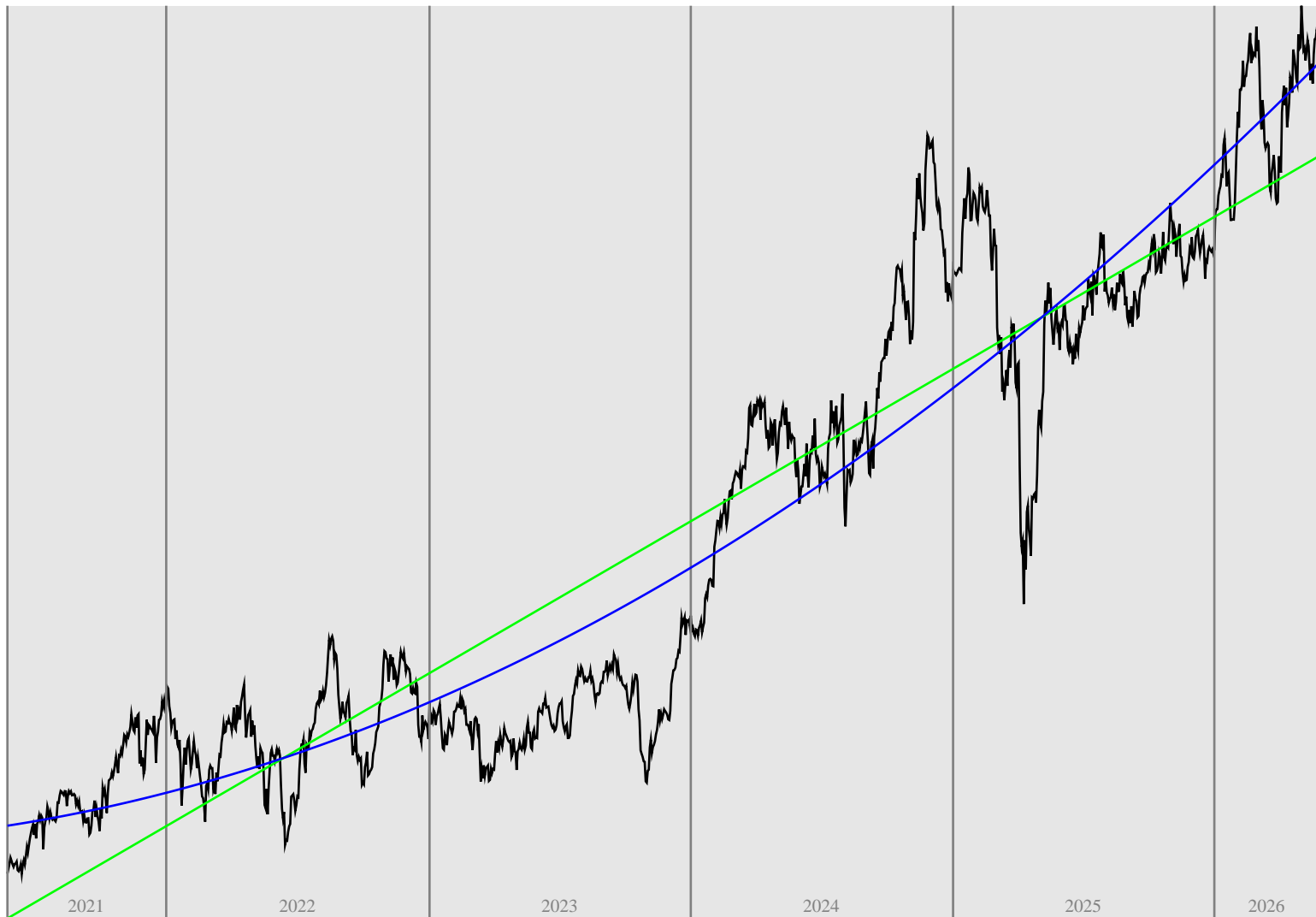
Equation : $0.082981599570477 x + 102.17642715341375$

Degre 2 : Performance=22.42 ; cours theorique=221.48 ; ecart=-6.20%

Equation : $7.993384586035959e-05 x^2 + -0.013099938599458396 x + 121.37725078957462$

URL : <https://www.boursorama.com/bourse/trackers/cours/1rAEXS1/>

Cours minimum de la semaine : 206.2 (pas cher)



2021-05-31 (cours=25.935) ; 2026-05-29 (cours=44.895)

Minimum 2021-06-18 (cours=25.93) ; Maximum 2026-05-06 (cours=45.765)

Degre 1 : Performance=31.73 ; cours theorique=42.34 ; ecart=6.03%

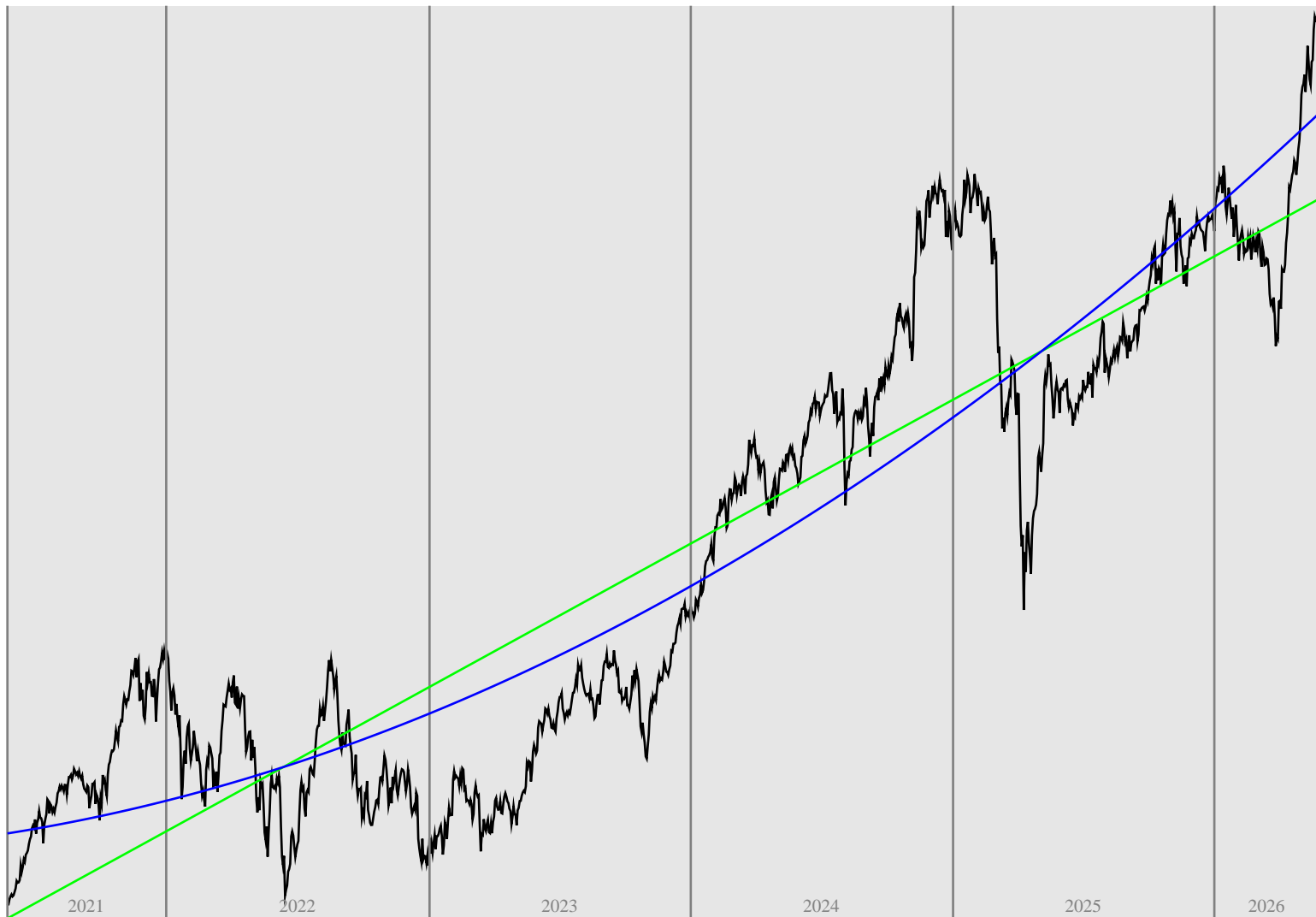
Equation : $0.013605523780350027 x + 24.911758017468042$

Degre 2 : Performance=21.89 ; cours theorique=44.48 ; ecart=0.94%

Equation : $7.789567829616876e-06 x^2 + 0.003642569818106629 x + 27.030597854824226$

URL : <https://www.boursorama.com/bourse/trackers/cours/1rTPDJE/>

Cours minimum de la semaine : 44.66 (trop cher)



2021-05-31 (cours=437.138) ; 2026-05-29 (cours=802.781)

Minimum 2021-05-31 (cours=437.138) ; Maximum 2026-05-29 (cours=802.781)

Degre 1 : Performance=29.99 ; cours theorique=724.46 ; ecart=10.81%

Equation : $0.22839129084934962 x + 431.89545609889086$

Degre 2 : Performance=20.73 ; cours theorique=759.34 ; ecart=5.72%

Equation : $0.0001270192756745319 x^2 + 0.06593206030624706 x + 466.4459609918642$

URL : <https://www.boursorama.com/bourse/trackers/cours/1rTCU2/>

Cours minimum de la semaine : 792.657 (trop cher)

AMUNDI MSCI WORLD UCITS ETF - EUR (LU1681043599)



2021-05-31 (cours=367.871) ; 2026-05-29 (cours=671.998)

Minimum 2022-06-17 (cours=364.606) ; Maximum 2026-05-25 (cours=672.5)

Degre 1 : Performance=34.33 ; cours theorique=609.23 ; ecart=10.30%

Equation : $0.20634515554304877 x + 344.898380136062$

Degre 2 : Performance=19.29 ; cours theorique=656.49 ; ecart=2.36%

Equation : $0.00017213545161751494 x^2 + -0.013818224152384916 x + 391.7209331051433$

URL : <https://www.boursorama.com/bourse/trackers/cours/1rTCW8/>

Cours minimum de la semaine : 667.61 (trop cher)



2021-05-31 (cours=279.85) ; 2026-05-29 (cours=444.1)

Minimum 2022-09-29 (cours=216.05) ; Maximum 2026-01-12 (cours=451.25)

Degre 1 : Performance=40.08 ; cours theorique=425.25 ; ecart=4.43%

Equation : $0.15939667761499662 x + 221.05855571563478$

Degre 2 : Performance=15.66 ; cours theorique=477.60 ; ecart=-7.01%

Equation : $0.00019068856120552061 x^2 + -0.08449635958196865 x + 272.9277388138532$

URL : <https://www.boursorama.com/bourse/trackers/cours/1rTCG1/>

Cours minimum de la semaine : 442.65 (pas cher)



2021-05-31 (cours=144.28) ; 2026-05-29 (cours=228.45)

Minimum 2022-09-29 (cours=111.4) ; Maximum 2026-01-13 (cours=232.35)

Degre 1 : Performance=39.91 ; cours theorique=218.98 ; ecart=4.33%

Equation : $0.08191199640848564 x + 114.04630807525035$

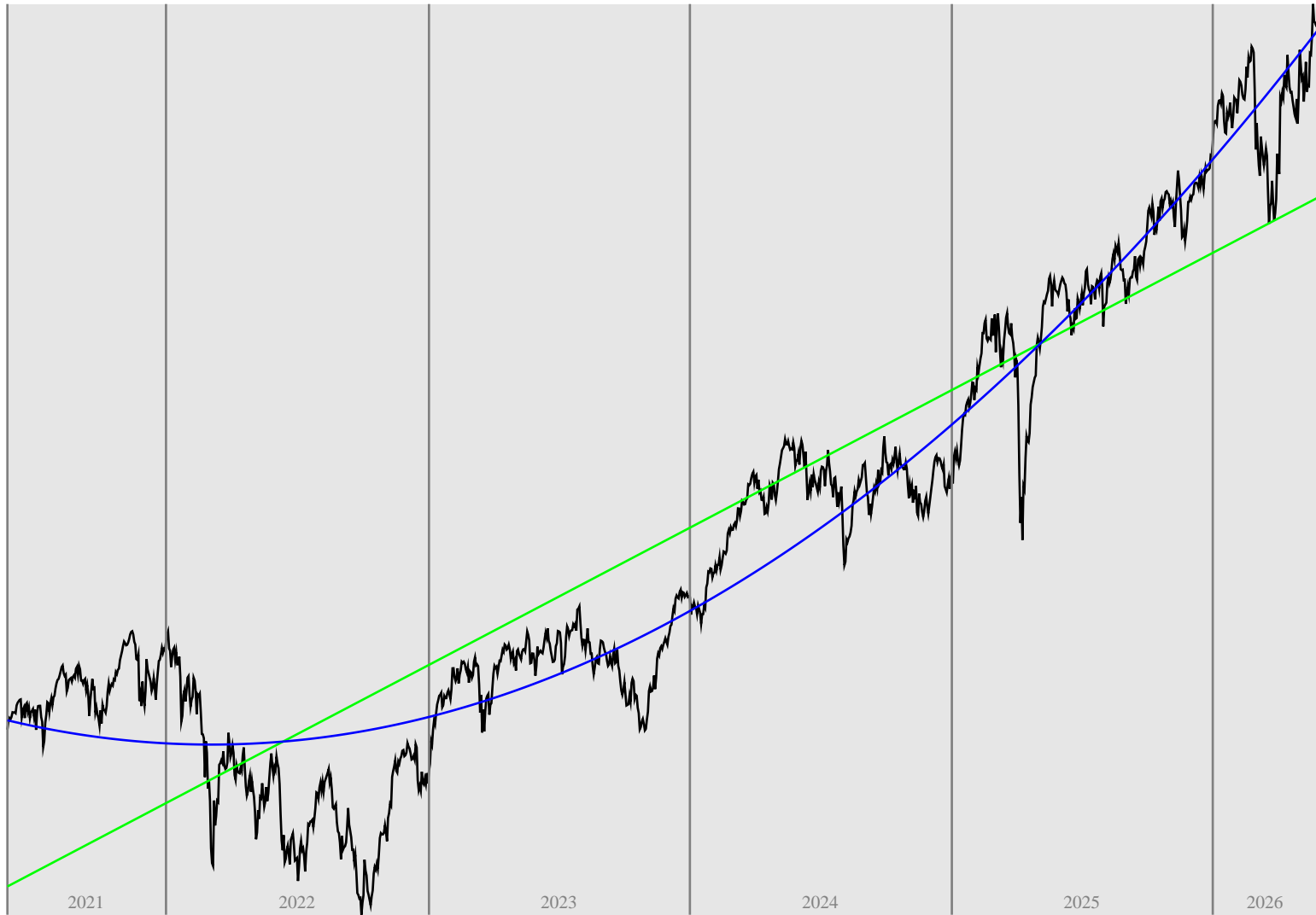
Degre 2 : Performance=15.59 ; cours theorique=245.89 ; ecart=-7.09%

Equation : $9.80322657548438e-05 x^2 + -0.043472488571081616 x + 140.71205829028725$

URL : <https://www.boursorama.com/bourse/trackers/cours/1rTDAX/>

Cours minimum de la semaine : 227.8 (pas cher)

iShares Core MSCI EMU UCITS ETF (IE00B53QG562)



2021-05-31 (cours=142.06) ; 2026-05-29 (cours=236.63)

Minimum 2022-09-29 (cours=117.22) ; Maximum 2026-05-25 (cours=239.44)

Degre 1 : Performance=33.88 ; cours theorique=213.48 ; ecart=10.84%

Equation : $0.07218440311998835 x + 121.01118312145523$

Degre 2 : Performance=14.66 ; cours theorique=235.99 ; ecart=0.27%

Equation : $8.200291729701876e-05 x^2 + -0.032698346176262647 x + 143.31679130779446$

URL : <https://www.boursorama.com/bourse/trackers/cours/1rACEMU/>

Cours minimum de la semaine : 235.31 (pas cher)



2021-05-31 (cours=11.068) ; 2026-05-29 (cours=18.436)

Minimum 2022-09-29 (cours=9.138) ; Maximum 2026-05-25 (cours=18.566)

Degre 1 : Performance=33.68 ; cours theorique=16.59 ; ecart=11.10%

Equation : $0.00559779232720848 x + 9.428748255150595$

Degre 2 : Performance=14.44 ; cours theorique=18.35 ; ecart=0.45%

Equation : $6.418897529307649e-06 x^2 + -0.0026056384683024775 x + 11.17201984246443$

URL : <https://www.boursorama.com/bourse/trackers/cours/1rTMFEC/>

Cours minimum de la semaine : 18.33 (pas cher)



2021-05-31 (cours=87.51) ; 2026-05-29 (cours=151.065)

Minimum 2022-09-29 (cours=68.918) ; Maximum 2026-02-27 (cours=153.28)

Degre 1 : Performance=41.16 ; cours theorique=138.27 ; ecart=9.25%

Equation : $0.052507796916781896 x + 71.00668351634063$

Degre 2 : Performance=13.75 ; cours theorique=157.34 ; ecart=-3.99%

Equation : $6.946469958375323e-05 x^2 + -0.03633841626113712 x + 89.90177192014427$

URL : <https://www.boursorama.com/bourse/trackers/cours/1rTIND/>

Cours minimum de la semaine : 148.69 (pas cher)



2021-05-31 (cours=218.3) ; 2026-05-29 (cours=359.1)

Minimum 2022-09-29 (cours=178.3) ; Maximum 2026-05-25 (cours=362.6)

Degre 1 : Performance=32.15 ; cours theorique=321.83 ; ecart=11.58%

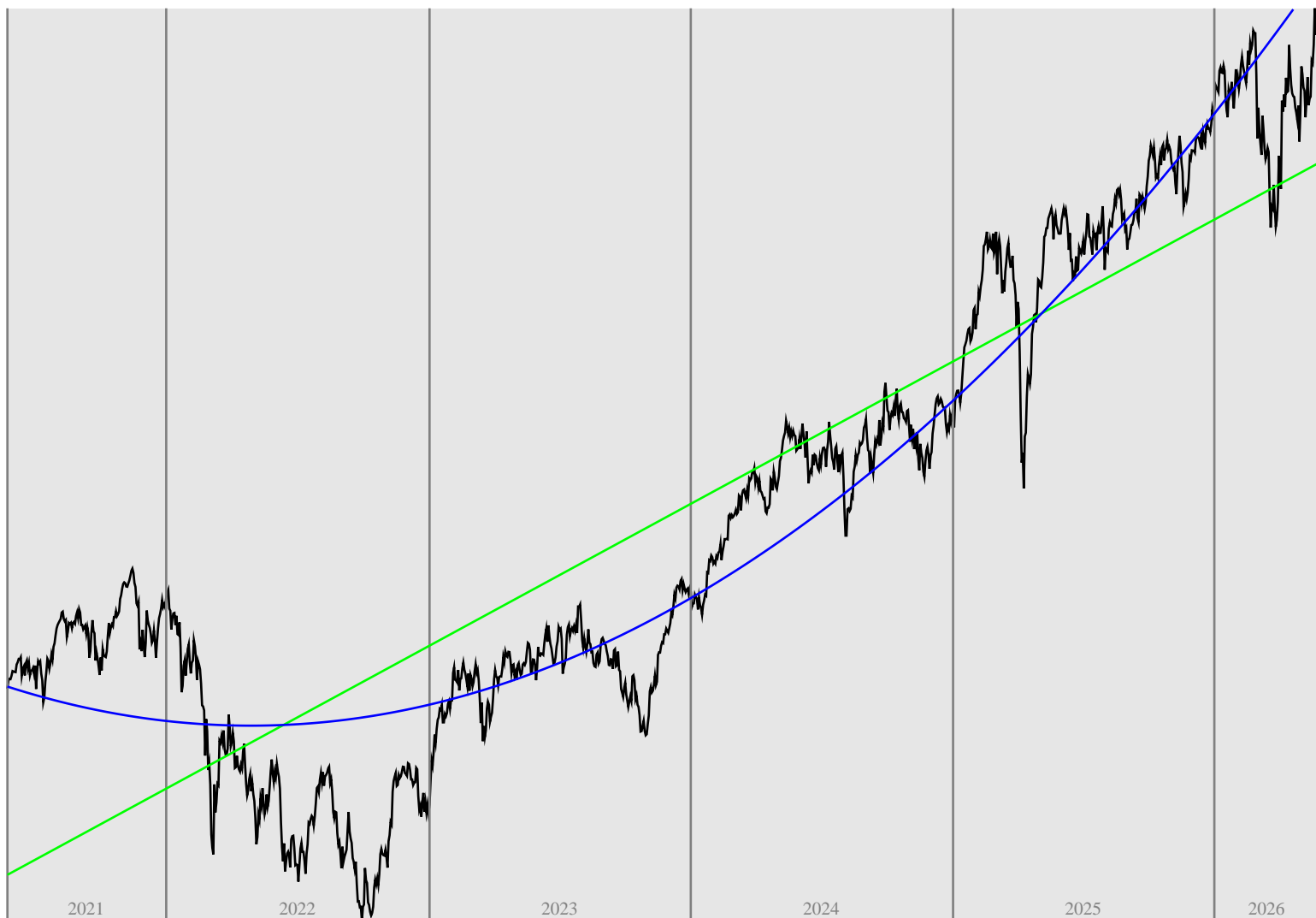
Equation : $0.1060239825560513 x + 186.0157816827331$

Degre 2 : Performance=12.95 ; cours theorique=356.97 ; ecart=0.60%

Equation : $0.0001279685309318665 x^2 + -0.057649357246268955 x + 220.82449343635056$

URL : <https://www.boursorama.com/bourse/trackers/cours/1rTMFED/>

Cours minimum de la semaine : 356.85 (pas cher)



2021-05-31 (cours=25.455) ; 2026-05-29 (cours=40.665)

Minimum 2022-09-29 (cours=20.135) ; Maximum 2026-05-25 (cours=41.03)

Degre 1 : Performance=33.47 ; cours theorique=37.50 ; ecart=8.43%

Equation : $0.0127316318184496 x + 21.195523586841254$

Degre 2 : Performance=12.67 ; cours theorique=41.85 ; ecart=-2.84%

Equation : $1.5840696451903378e-05 x^2 + -0.0075288156071616685 x + 25.504350395710627$

URL : <https://www.boursorama.com/bourse/trackers/cours/1rTEPAB/>

Cours minimum de la semaine : 40.3 (pas cher)



2021-05-31 (cours=15.561) ; 2026-05-29 (cours=26.552)

Minimum 2022-10-12 (cours=13.203) ; Maximum 2026-05-29 (cours=26.552)

Degre 1 : Performance=32.32 ; cours theorique=23.44 ; ecart=13.30%

Equation : $0.007884989073504694 x + 13.334782896247141$

Degre 2 : Performance=10.12 ; cours theorique=26.43 ; ecart=0.47%

Equation : $1.0897063740268515e-05 x^2 + -0.0060524907382946596 x + 16.298892493611806$

URL : <https://www.boursorama.com/bourse/trackers/cours/1rTPSPH/>

Cours minimum de la semaine : 26.248 (pas cher)

BNP Paribas Easy ESG Dividend Europe (LU1615090864)



2021-05-31 (cours=110.86) ; 2026-05-29 (cours=188.22)

Minimum 2022-09-29 (cours=89.29) ; Maximum 2026-05-25 (cours=191.68)

Degre 1 : Performance=34.07 ; cours theorique=163.66 ; ecart=15.01%

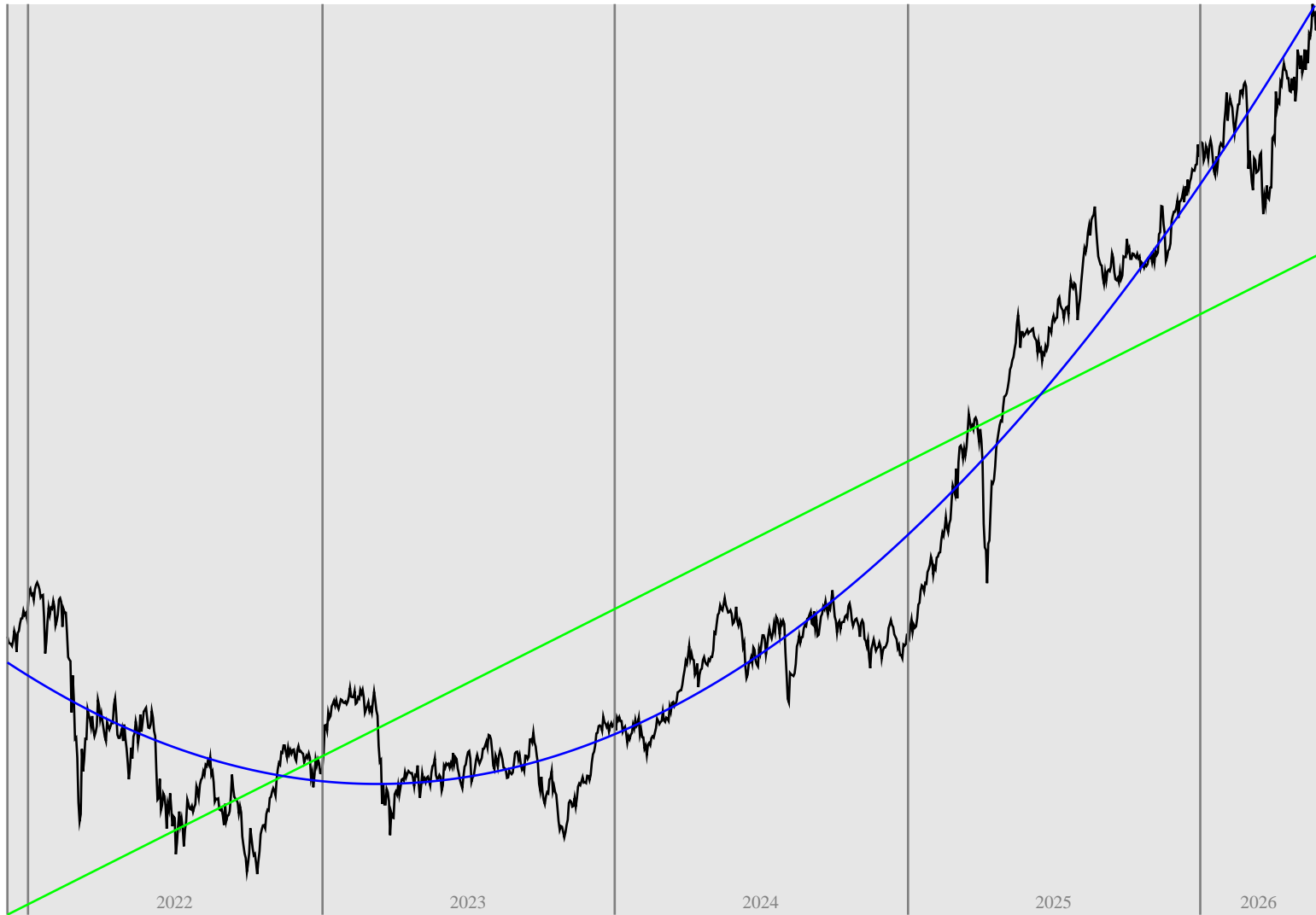
Equation : $0.05858627390192623 x + 91.18749349678214$

Degre 2 : Performance=9.46 ; cours theorique=187.61 ; ecart=0.33%

Equation : $9.35307570905563e-05 x^2 + -0.056925413343474916 x + 114.90651305681841$

URL : <https://www.boursorama.com/bourse/trackers/cours/1rTEDEU/>

Cours minimum de la semaine : 187.34 (pas cher)



2021-12-08 (cours=5.092) ; 2026-05-29 (cours=7.881)

Minimum 2022-10-12 (cours=4.025) ; Maximum 2026-05-25 (cours=7.934)

Degre 1 : Performance=32.34 ; cours theorique=6.81 ; ecart=15.77%

Equation : $0.002591707836478219 x + 3.842409774352882$

Degre 2 : Performance=5.32 ; cours theorique=7.95 ; ecart=-0.90%

Equation : $5.228075115581094e-06 x^2 + -0.0033788265731099307 x + 4.97585084982214$

URL : <https://www.boursorama.com/bourse/trackers/cours/1rAIDVA/>

Cours minimum de la semaine : 7.804 (pas cher)